

**ARTEP 5-530-10-MTP**

**Engineer Heavy Diving  
Team**

**OCTOBER 2002**

DISTRIBUTION RESTRICTION: Approved for public release; distribution is unlimited.

**HEADQUARTERS  
DEPARTMENT OF THE ARMY**



**MISSION TRAINING PLAN  
for the  
Engineer Heavy Diving Team**

**TABLE OF CONTENTS**

	<u>PAGE</u>
<b>Table of Contents .....</b>	<b>i</b>
<b>PREFACE .....</b>	<b>ii</b>
<b>Chapter 1. Unit Training .....</b>	<b>1-1</b>
<b>Chapter 2. Training Matrixes.....</b>	<b>2-1</b>
2-1. General.....	2-1
2-2. Mission to Collective Tasks Matrix.....	2-1
<b>Chapter 3. Mission Outlines/Training Plans.....</b>	<b>3-1</b>
<b>Chapter 4. Training Exercise.....</b>	<b>4-1</b>
<b>Chapter 5. Training and Evaluation Outlines .....</b>	<b>5-1</b>
<b>Chapter 6. External Evaluation .....</b>	<b>6-1</b>
<b>APPENDIX A - EXERCISE OPERATION ORDER (OPORD) .....</b>	<b>A-1</b>
<b>APPENDIX B - THREAT ANALYSIS .....</b>	<b>B-1</b>
<b>APPENDIX C - METRIC CONVERSION CHART .....</b>	<b>C-1</b>
<b>Glossary .....</b>	<b>Glossary-1</b>
<b>References .....</b>	<b>References-1</b>
<b>Questionnaire .....</b>	<b>Questionnaire-1</b>

\_\_\_\_\_  
DISTRIBUTION RESTRICTION: Approved for public release; distribution is unlimited.

\*This publication, along with ARTEP 5-530-12-MTP, supersedes ARTEP 5-500-24-MTP, 3 October 1995.

## PREFACE

This mission training plan (MTP) provides the Active (AC) and Reserve Component (RC) training manager with a descriptive, mission-oriented training program to train the unit to perform its critical wartime operations. While general defense plan missions and deployment assignments impact on the priorities, the operations described here are the principal ones that the Engineer Heavy Diving Team is expected to execute with a high level of proficiency. Each unit is expected to train, as a minimum, to the standards of the training and evaluation outlines (T&EOs) in the MTP. Standards for training may be more difficult but may not be lowered. This document is in alignment with and part of the United States (US) Army's training and tactical doctrine.

This MTP applies to the Engineer Heavy Diving Team table of organization and equipment (TOE) 05530LA00.

The proponent of this publication is Headquarters (HQ), US Army Training and Doctrine Command (TRADOC). Send comments and recommendations on Department of Army (DA) Form 2028 directly to Commander, US Army Maneuver Support Center, ATTN: ATZT-DT-WF-E, Directorate of Training Development, 320 MANSCEN Loop, Suite 220, Fort Leonard Wood, Missouri 65473-8929.

Unless this publication states otherwise, masculine nouns and pronouns do not refer exclusively to men.

## CHAPTER 1

### Unit Training

1-1. General. This MTP provides the commander and leaders with guidance on how to train the key missions of the unit. The specific details of the unit's training program will depend on the--

- Unit's mission-essential tasks list (METL).
- Chain-of-command's training directives and guidance.
- Unit's training priorities.
- Availability of training resources and areas.

1-2. Supporting Material. This MTP describes a critical wartime mission-oriented training program. In addition to collective tasks, the training program includes references to soldier training publications (STPs) for the appropriate military occupational specialty (MOS) and skill levels.

1-3. Contents. This MTP is organized into six chapters and three appendixes.

a. Chapter 1, Unit Training, provides the explanation and organization of this MTP. This chapter explains how to use this MTP in establishing an effective training program.

b. Chapter 2, Training Matrixes, shows the relationship between the mission and the collective tasks.

c. Chapter 3, Mission Outlines/Training Plans, presents a graphic portrayal of the relationship between missions and their subordinate tasks.

d. Chapter 4, Training Exercises, consists of a field training exercise (FTX). This exercise provides training information and a preconstructed scenario. It can serve as a part of an internal or external evaluation. This exercise may be modified to suit the training needs of the unit.

e. Chapter 5, Training and Evaluation Outlines (T&EOs), provides the training and evaluation criteria for all the tasks that the unit must master to effectively perform its mission. Each task is a T&EO that identifies task steps, performance measures, individual and leader tasks, and opposing forces (OPFOR) counter tasks. Each T&EO is part of a mission and, in various combinations, composes the training exercise in Chapter 4.

f. Chapter 6, External Evaluation, provides instructions for the planning, preparation, and execution of an external evaluation.

g. Appendix A, Sample Operation Order (OPORD), contains a sample OPORD to be used with the exercise in Chapter 4.

h. Appendix B, Threat Analysis, describes the local, regional, and global threats, as well as special situations that impact operations.

i. Appendix C, Metric Conversion Chart, shows how to convert US and metric measurements.

1-4. Missions and Tasks.

- a. This MTP concerns specific missions found in the TOE and an implied mission that the unit must perform in order to accomplish the specified missions. The critical missions are the focus for the

unit. The commander may supplement these missions with his own. The following is a listing of the missions for the unit:

- Provide diving service support operations.
- CSS to sustain engineer operations.
- Defend the unit.
- Conduct unit survivability operations.

b. Each of these tasks may be trained individually or jointly with other tasks. Training is based on the criteria described in the T&EOs. Several T&EOs can be trained as a situational training exercise (STX). Various combinations of STXs can be used to develop an FTX for the unit to practice its entire mission responsibility. Several STXs can be developed into an external evaluation that is designed by the next higher echelon to evaluate the unit's ability to perform multiple missions under stress in a realistic environment.

c. Squad tasks are trained in much the same way as described above. However, the squad leader must also train the drills provided in the drill book.

d. Leader tasks that support the unit's missions are trained through STP training, battle simulations, and execution of the unit's missions.

e. Individual tasks that support unit tasks are mastered by training to standards outlined in the appropriate STPs. The T&EOs in Chapter 5 show the individual tasks that support collective-task training.

1-5. Principles of Training. This MTP is based on the training principles explained in Field Manual (FM) 25-100.

1-6. Training Strategy. The training program developed and executed by the engineer battalion to train to standards in its critical wartime missions will be a component of the Army's Combined-Arms Training Strategy (CATS). The purpose of CATS is to provide direction and guidance on how the total Army will train and identify the resources required to support that training. The CATS will provide the tools that enable the Army to focus and manage training in an integrated manner. Central to the CATS is a series of proponent-generated unit and institutional strategies that describe the training events and resources required to facilitate training to standard. The CATS will be embedded in the Standard Army Training System (SATS) version 4.1 and higher. The Web site for this information is <http://www.atsc.army.mil/atmd/strac>.

a. The unit training strategies central to the CATS provide the commander with a descriptive "menu" for training reflecting that while there is an optimal way to train to standard, it is unlikely that all units in the Army will have the exact mix of resources required to execute an optimal training strategy.

b. The unit's training strategy is a descriptive training strategy that provides a means for training the battalion to standard by listing required training events, critical training gates, training event frequencies, and training resources. The commander selects from this MTP those tasks required to train his METL. The training strategies to be provided in the SATS 4.1 will provide the means whereby those tasks that can be trained through a focused and integrated training plan.

c. The unit's training strategy will be comprised of three separate training strategies. When integrated with the training tasks found in this MTP, they form a comprehensive and focused training strategy that allows the unit to train to standard. The elements of the unit's training strategy are--

(1) Maneuver- and collective-training strategy. The maneuver strategy is intended to provide a set of recommended training frequencies for key training events in a unit and depicts those resources that are required to support the training events.

(2) Gunnery strategy. The gunnery strategy is based on weapons systems found in the unit and is intended to provide an annual training plan and to depict resources required to support weapons training. Data for the gunnery strategy comes from the Standards in Training Commission (STRAC) manual or the appropriate FM publications.

(3) Soldier strategy. The soldier strategy provides an annual plan for training and maintaining skills at the individual level and lists the resources required to train a soldier.

d. A vital element in the unit's training strategy is the identification of critical training gates. Critical training gates are defined as training events that must be conducted to standard before moving on to a more difficult or resource-intensive training event or task. Training gates follow the crawl, walk, run training methodology. For instance, if the unit training strategy calls for conducting an FTX, and an STX has been identified as a critical training gate for the FTX, the training tasks in the STX must be trained to standard before conducting the FTX. Standards for all tasks must be clearly defined so that the trainer can assess the preparedness of the soldiers, or units, to move on to more complex training events. The provision for critical training gates is made recognizing that the unit's METL and the commander's assessment of his unit's training status will determine the selection and timing of the collective-training exercises in a specific unit's training strategy.

e. When developing the unit's training plan, the commander identifies from the MTP the training tasks required to train his METL.

1-7. Conducting Training. This MTP is designed to facilitate planning, preparing, and conducting unit training as explained in FMs 25-100 and 25-101. The commander--

a. Assigns the missions and supporting tasks for training based on his METL and guidance from the next higher HQ. Trainers must plan and execute training to support this guidance.

b. Reviews the mission outline in Chapter 3 to determine whether STXs and FTXs provided will support, or can be modified to support, command guidance. If they do not support the guidance, or if they need to be modified, refer to the matrixes in Chapter 2. These matrixes provide a list of all critical collective tasks, drills, and individual tasks that must be mastered to perform the mission.

c. Prioritizes the tasks that need training. There is never time to train everything. You must orient on the greatest challenges and the most difficult sustainment skills.

d. Integrates training tasks into the training schedule, using the following procedures:

(1) List the tasks in the priority and frequency that they need to be trained.

(2) Determine the amount of time required and how you can use multiechelon training for the best results.

(3) Determine where the training can take place.

(4) Determine who will be responsible for what. The leader of the element being trained must always be involved.

(5) Organize needs into blocks of time and training vehicles.

e. Approves the list of tasks to be trained and schedules them on the unit's training schedule.

f. Determines the equipment and supplies needed to conduct the training.

g. Keeps subordinate leaders informed and oversees their training. The standards must be rigidly enforced.

1-8. Force Protection.

a. Safety. Safety is a component of force protection. Commanders, leaders, and soldiers use risk assessment and risk management to tie force protection into the military around the mission. Risk management assigns responsibility, institutionalizes the commander's review of operational safety, and leads to decision-making at a level of command appropriate to the risk. The objective of safety is to help units protect combat power through accident prevention, which enables units to win fast and decisively, with minimum losses. Safety is an integral part of all combat operations. Safety begins with readiness that determines a unit's ability to perform its METL to standard. Readiness standards addressed during METL assessment are--

(1) Soldiers with the self-discipline to consistently perform tasks to standard.

(2) Leaders who are ready, willing, and able to enforce standards.

(3) Training that provides skills needed for performance to standard.

(4) Standards and procedures for task preferences that are clear and practical.

(5) Support for task preference, including equipment, personnel, maintenance, facilities, and services.

b. Risk management. Risk management is a tool that addresses the root causes (readiness shortcomings) of accidents. It assists commanders and leaders in not only identifying what the next accident is going to be, but also helps identify who will have the next accident. Risk management is a way to put more realism into training without paying the price in deaths, injuries, or damaged equipment.

c. Chain of command. Safety demands total chain-of-command involvement in planning, preparing, executing and evaluating training. Responsibilities of the chain of command include--

(1) Commanders.

(a) Seek optimum, not adequate, performance.

(b) Specify the risk you will accept to accomplish the mission.

(c) Select risk reductions provided by the staff.

(d) Accept or reject residual risk, based on the benefit to be derived.

(e) Train and motivate leaders at all levels to effectively use risk-management concepts.

(2) Staff.

(a) Assist the commander in assessing risks and developing risk-reduction options for training.

(b) Integrate risk controls in plans, orders, METL standards, and performance measures.

(c) Eliminate unnecessary safety restrictions that diminish training effectiveness.



- (d) Assess safety performance during training.
  - (e) Evaluate safety performance during after-action reviews (AARs).
- (3) Subordinate leaders.
- (a) Apply consistently effective risk-management concepts and methods to the operations they lead.
  - (b) Report risk issues beyond your control or authority to your superiors.
- (4) Individual soldiers.
- (a) Report unsafe conditions and acts; correct the situation when possible.
  - (b) Establish a buddy system to keep a safety watch on one another.
  - (c) Take responsibility for personal safety
  - (d) Work as a team member.
  - (e) Modify your own risk behavior.
- d. Steps. Risk management is a five-step cyclic process that is easily integrated into the decision-making process outlined in FM 101-5. The risk management process consists of the following five steps:
- (1) Identify hazards. Identify the most probable hazards for the mission.
  - (2) Assess hazards. Analyze each hazard to determine the probability of it causing an accident and the probable effect of the accident. Identify control options to eliminate or reduce the hazard. The Army standard risk assessment matrix in Figure 1-1 is a tool to be used for assessing hazards.
  - (3) Make risk decisions. Weigh the risk against the benefits of performing the operations. Accept no unnecessary risks, and make any remaining risk decisions at the proper level of command.
  - (4) Implement controls. Integrate specific controls into operation plans (OPLANs), OPORDs, standing operating procedures (SOPs), and rehearsals. Communicate controls to the individual soldier.
  - (5) Supervise. Determine the effectiveness of controls in reducing the probability and effect of identified hazards, to include follow-up and AAR. Develop lessons learned.

			HAZARD PROBABILITY				
			FREQUENT	PROBABLE	OCCASIONAL	REMOTE	IMPROBABLE
			A	B	C	D	E
E F F E C T	CATASTROPHIC	I	<b>EXTREMELY HIGH</b>		<b>HIGH</b>		<b>LOW</b>
	CRITICAL	II	<b>HIGH</b>	<b>HIGH</b>		<b>LOW</b>	<b>LOW</b>
	MARGINAL	III	<b>HIGH</b>	<b>MEDIUM</b>		<b>LOW</b>	
	NEGLIGIBLE	IV	<b>LOW</b>	<b>LOW</b>			

<b>Effect</b>	
Catastrophic	Death or permanent total disability, system loss, and major property damage.
Critical	Permanent partial disability, temporary total disability in excess of 3 months, major system damage, significant property damage.
Marginal	Minor injury, lost workday accident, compensable injury or illness, minor system/property damage.
Negligible	First aid or minor supportive medical treatment, minor system impairment.
<b>Probability</b>	
Frequent	Individual soldier/item. All soldiers exposed or item inventory
Probable	Individual soldier/item All soldiers exposed or item inventory
Occasional	Individual soldier/item. All soldiers exposed or item inventory
Remote	Individual soldier/item All soldiers exposed or item inventory
Improbable	Individual soldier/item All soldiers exposed or item inventory
<b>Risk Levels</b>	
Extremely High	Loss of ability to accomplish mission.
High	Significantly degrades mission capabilities in terms of required mission standards.
Medium	Degrades mission capabilities in terms of required mission.
Low	Little or no impact on mission accomplishment.

**Figure 1-1. Risk Assessment Matrix**

e. Fratricide. Fratricide prevention is a component of force protection and is closely related to safety. Fratricide is the employment of weapons, with the intent to kill the enemy or destroy his equipment, that results in unforeseen and unintentional death, injury, or damage to friendly personnel or equipment. Fratricide is by definition an accident. Risk assessment and risk management are mechanisms used to control the incidence of fratricide.

f. Causes of fratricide. The primary causes of fratricide are--

(1) Direct fire control plan failures. These failures result when units fail to develop defensive and, particularly, offensive fire control plans.

(2) Land navigation failures. These failures result when units stray out of sector, report incorrect locations, and become disoriented.

(3) Combat identification failures. These failures include gunners or pilots being unable to distinguish thermal and optical signatures near the maximum range of their sighting systems and units in proximity mistaking each other for the enemy under limited-visibility conditions.

(4) Inadequate control measures. These occur when units fail to disseminate the minimum maneuver and fire support control measures that are necessary to tie control measures to recognizable terrain or events.

(5) Reporting communication failures. Units at all levels face problems in generating timely, accurate, and complete reports as locations and tactical situations change.

(6) Weapons errors. Lapses in individual discipline lead to charge errors, accidental discharges, mistakes with explosives or hand grenades, and similar incidents.

(7) Battlefield hazards. Unexploded ordnance (UXO), unmarked or unrecorded minefields, scatterable mines (SCATMINES), and booby traps litter the battlefield. Failure to mark, record, remove, or anticipate these hazards increases the risk of friendly casualties.

g. Results. Fratricide results in unacceptable losses and increases the risk of mission failure. Fratricide undermines the unit's ability to survive and function. Units experiencing fratricide observe these consequences:

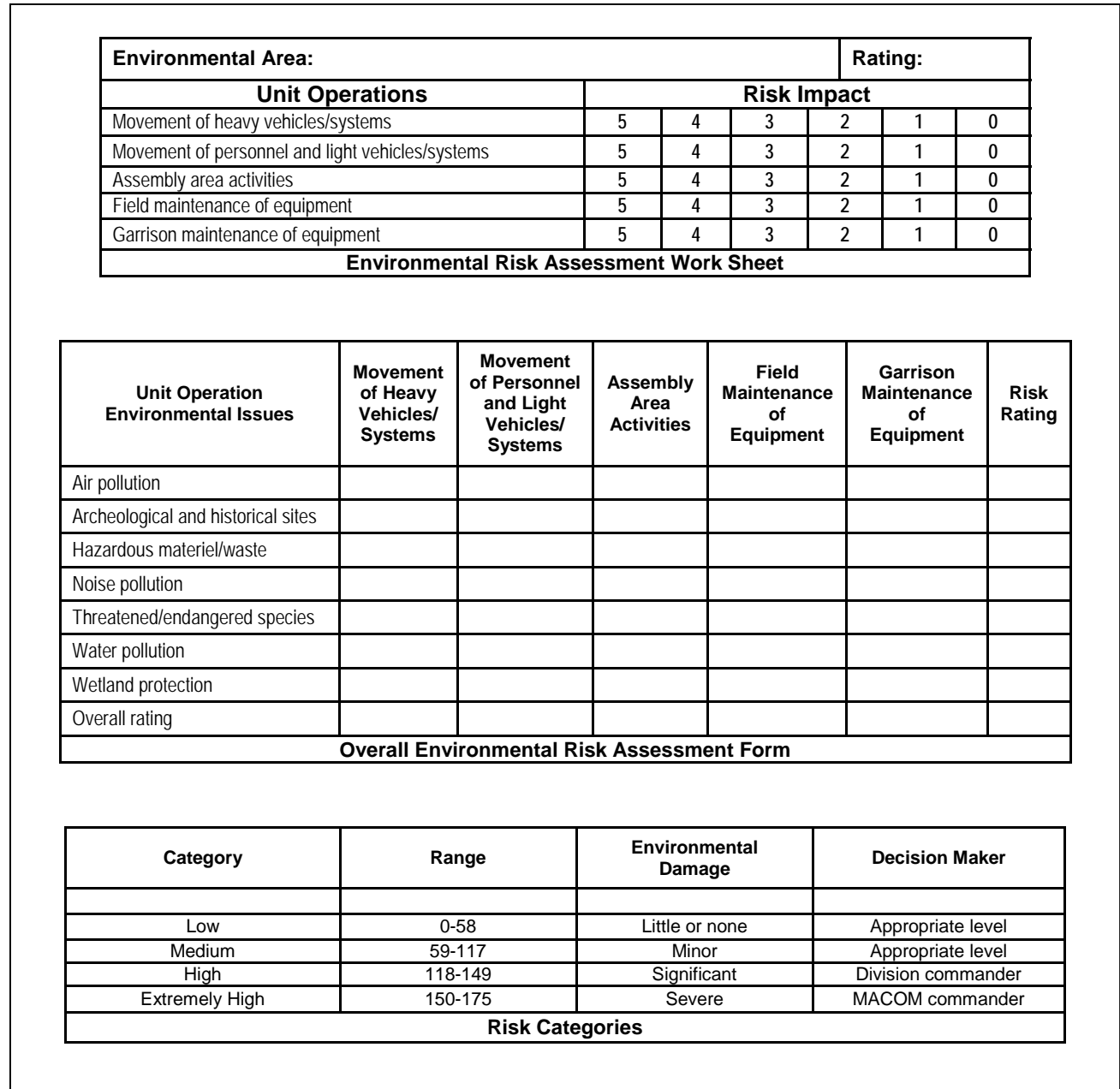
- (1) Loss of confidence in unit leadership.
- (2) Increase of self-doubt among leaders.
- (3) Hesitation to use supporting combat systems.
- (4) Oversupervision of units.
- (5) Hesitation to conduct night operations.
- (6) Loss of aggressiveness during fire and maneuver.
- (7) Loss of initiative.
- (8) Disrupted operations.
- (9) General degradation of cohesiveness, morale, and combat power.

1-9. Environmental Protection. Protection of natural resources has continued to become an ever-increasing concern to the Army. It is the responsibility of all unit leaders to decrease and, if possible, eliminate damage to the environment when conducting training. Environmental risk management parallels safety risk management and is based on the same philosophy. Environmental risk management consists of the following steps:

a. Identify hazards. Identify potential sources for environmental degradation during analysis of mission, enemy, terrain, troops, time available, and civilian considerations (METT-TC) factors. This requires identification of environmental hazards. An environmental hazard is a condition with the potential for polluting air, soil, or water and/or destroying cultural and historical artifacts.

b. Assess the hazard. Analyze the potential severity of environmental degradation using the environmental risk assessment matrix (Figure 1-2). Consider the severity of environmental degradation when determining the potential effect an operation will have on the environment. The risk impact value is defined as an indicator of the severity of environmental degradation. Quantify the risk to the environment

resulting from the operation as extremely high, high, medium, or low, using the environmental risk assessment matrix.



**Figure 1-2. Environmental Risk Assessment Matrix**

- c. Make environmental risk decisions. Make decisions and develop measures to reduce high environmental risks.
- d. Brief the chain of command. Brief the chain of command (to include the installation environmental office, if applicable) on proposed plans and pertinent high-risk environmental matrixes. Risk decisions are made at a level of command that corresponds to the degree of risk.
- e. Implement controls. Implement environmental protection measures by integrating them into plans, orders, SOPs, training-performance standards, and rehearsals.

f. Supervise. Supervise and enforce environmental-protection standards.

1-10. Evaluation. The T&EOs in Chapter 5 describe standards that must be met for each task.

a. Evaluations can be either internal or external. Internal evaluations are conducted at all levels, and they must be inherent in all training. External evaluations are usually more formal and are normally conducted by a HQ two levels above the evaluated unit. See Chapter 6 for more information on external evaluations.

b. A critical weakness in training is the failure to evaluate each task every time it is executed. The ARTEP concept is based on simultaneous training and evaluation. Too often, leaders do not practice continuous evaluation. Soldiers or small units are trained to perform a task to standard, and then later, when they execute that task as part of a training exercise, they execute it poorly or incorrectly and are not corrected. For this program to work, trainers and leaders must continually evaluate training as it is being executed.

c. Leaders should emphasize direct, on-the-spot evaluations. Correcting poor performance during individual or small-group training is easy to do. In higher-level exercises, it is usually not feasible to do this with outside evaluators, but should not be totally eliminated. Plan AARs at frequent logical intervals during the exercises (usually after the completion of a major subordinate task). This is a proven technique that will allow you to correct performance shortcomings while they are still fresh in everyone's mind. Also, it gets everyone involved and prevents the reinforcement of bad habits.

d. FM 25-101 provides detailed instructions for conducting an AAR. It also provides detailed guidance on coaching and critiquing during training.

1-11. Feedback. Recommendations for improvement of this ARTEP MTP are requested. Feedback will help to ensure that this MTP answers the training needs of units in the field. Please send DA Form 2028 comments to the address reflected in the preface, or use the questionnaire provided at the end of this MTP.



## CHAPTER 2

### Training Matrixes

2-1. General. The training Matrix assists the commander in planning the training of his unit's personnel.

2-2. Mission to Collective Tasks Matrix. This matrix (Figure 2-2) identifies the missions and their supporting collective tasks. The tasks are listed under the appropriate BOS, which are indicated by an X in the matrix. The BOS used in this matrix are defined in TRADOC Pam 11-9. A specific mission is trained by identifying collective tasks in the vertical column for the mission. Based on the proficiency of the unit, training is focused on operational weaknesses.

The mission identification table listed below (Figure 2-1) provides mission identification for the unit.

<b>Mission Identification Table</b>
<b><u>Mission Title</u></b>
<ul style="list-style-type: none"> <li>• Provide Diving Service Support Operations <b>(DIVE OPERATIONS)</b></li> <li>• CSS to Sustain Engineer Operations <b>(SUSTAIN ENGINEER OPERATIONS)</b> <ul style="list-style-type: none"> <li>• Defend the Unit <b>(UNIT DEFENSE)</b></li> </ul> </li> <li>• Conduct Unit Survivability Operations <b>(UNIT SURVIVABILITY)</b></li> </ul>

**Figure 2-1. Mission Identification Table**

Collective Tasks	DIVE OPERATIONS	SUSTAIN ENGINEER OPERATIONS	UNIT DEFENSE	UNIT SURVIVABILITY
<b>Develop Intelligence</b>				
05-5-0002 Prepare an Engineer Estimate	X	X		X
05-5-0933 Perform Hydrographic Reconnaissance and Surveys to Include Seas, Rivers, Lakes and Inland Waterways	X		X	
19-3-3105.05-T01A Process Captured Documents and Equipment		X	X	X
71-2-0332.05-T01A Maintain Operations Security (OPSEC)		X	X	X
<b>Deploy/Conduct Maneuver</b>				
05-5-0914 Prepare Equipment for Air Movement Operations	X	X		X
07-1-1923.05-T01A React to Indirect Fire			X	X
07-2-1301.05-T01A Conduct a Convoy		X	X	X
07-3-0219.05-T01A Establish Unit Defense		X	X	X
07-3-1112.05-T01A React to an Ambush		X	X	X
07-3-C211.05-T01A Move Tactically			X	X
<b>Protect the Force</b>				

<b>Collective Tasks</b>	<b>DIVE OPERATIONS</b>	<b>SUSTAIN ENGINEER OPERATIONS</b>	<b>UNIT DEFENSE</b>	<b>UNIT SURVIVABILITY</b>
03-2-3008.05-T01A Conduct a Radiological, Chemical, or Biological Reconnaissance or Survey		X	X	X
03-3-C201.05-T01A Prepare for Operations under Nuclear, Biological, and Chemical (NBC) Conditions			X	X
03-3-C202.05-T01A Prepare for a Chemical Attack			X	X
03-3-C203.05-T01A Respond to a Chemical Attack			X	X
03-3-C205.05-T01A Prepare for a Friendly Nuclear Strike			X	X
03-3-C206.05-T01A Prepare for a Nuclear Attack			X	X
03-3-C208.05-T01A Cross a Radiologically Contaminated Area			X	X
03-3-C209.05-T01A React to Smoke Operations			X	X
03-3-C222.05-T01A Respond to the Residual Effects of a Nuclear Attack			X	X
03-3-C223.05-T01A Respond to the Initial Effects of a Nuclear Attack			X	X
03-3-C224.05-T01A Conduct Operational Decontamination		X	X	X
03-3-C226.05-T01A Cross a Chemically Contaminated Area		X	X	X
05-2-0911 Defend a Convoy Against a Ground Attack		X	X	X
05-5-0975 Evacuate a Diving Casualty	X	X		X
05-5-0978 Install Underwater Pipelines	X			
05-5-0979 Perform Emergency Medical Treatment for Diving Disorders Requiring Recompression Therapy	X	X		X
05-5-0980 Maintain Underwater Pipelines	X			
05-5-0981 Perform Emergency Medical Treatment for Diving Disorders Not Requiring Recompression Therapy	X	X		X
05-5-0982 Repair Underwater Pipelines	X			
09-2-0337.05-T01A React to Unexploded Ordnance (UXO)		X	X	X



Collective Tasks		DIVE OPERATIONS	SUSTAIN ENGINEER OPERATIONS	UNIT DEFENSE	UNIT SURVIVABILITY
19-3-2204.05-T01A	Employ Physical Security Measures		X	X	X
44-1-C220.05-T01A	Use Passive Air Defense Measures		X	X	X
71-2-0326.05-T01A	Perform Risk Management Procedures	X	X	X	X
<b>Perform CSS and Sustainment</b>					
05-1-0050	Coordinate for Medical Services		X	X	X
05-5-0945	Perform Underwater Demolitions Operations	X			X
05-5-0949	Construct Underwater Structures	X			
05-5-0951	Inspect Underwater Structures	X			
05-5-0953	Repair Underwater Structures	X			
05-5-0955	Maintain Underwater Structures	X			
05-5-0956	Perform Surface-Supplied Diving Operations	X		X	X
05-5-0957	Perform Recompression Chamber Operations	X			X
05-5-0958	Perform Self-Contained Underwater Breathing Apparatus (Scuba) Operations	X		X	X
05-5-0959	Perform Ships Husbandry	X			
05-5-0964	Clear Underwater Obstacles	X		X	X
05-5-0965	Install Mooring System	X			
05-5-0967	Maintain Mooring Systems	X			
05-5-0969	Provide Maintenance Support to Diving Operations	X	X		X
05-5-0971	Perform Salvage/Recovery Operations	X			
05-5-0983	Employ Support Equipment	X			
05-5-0984	Deploy the Single Anchor Leg Moor (SALM) in Support of Offshore Petroleum Discharge System (OPDS) Operations	X			
05-5-0985	Employ Diving Life-Support Equipment	X	X		X
05-5-1037	Support Underwater Security Operations	X		X	X

Collective Tasks		DIVE OPERATIONS	SUSTAIN ENGINEER OPERATIONS	UNIT DEFENSE	UNIT SURVIVABILITY
05-5-1038	Employ Diving Support Equipment	X	X		X
05-5-1039	Perform Underwater Searches	X		X	
08-2-R303.05-T01A	Conduct Battlefield Stress Reduction and Stress Prevention Procedures		X	X	X
08-2-R315.05-T01A	Perform Field Sanitation Functions		X	X	X
10-2-0318.05-T01A	Perform Unit Graves Registration (GRREG) Operations		X	X	X
19-3-3106.05-T01A	Handle Enemy Prisoners of War (EPWs)		X	X	X
<b>Exercise Command and Control</b>					
05-1-0721	Plan/Control Augmentation Support	X	X	X	X
05-5-0937	Control Theater Diving Assets	X			

**Figure 2-2. Collective Task to Missions**

## CHAPTER 3

### Mission Outlines/Training Plans

3-1. General. The mission outline illustrates the relationship between the missions and their support tasks. Each outline provides the trainer with a diagram of the unit's mission, sample FTXs and STXs, and the collective tasks that comprise them.

3-2. Mission Outlines. Since unit training is mission-oriented, the mission outline shows how task training contributes to the unit's ability to perform its missions. The mission outlines, Tables 3-1 through 3-6, provide the commander with a visual outline of his unit's missions in a format that facilitates the planning and management of training.

**Table 3-1. Sample Countermobility Mission Outline**

<b>ENGINEER PLATOON COUNTERMOBILITY</b>	
<b>Task Number</b>	<b>Task Title</b>
03-2-3008.05-T01A	Conduct a Radiological, Chemical, or Biological Reconnaissance or Survey
03-3-C201.05-T01A	Prepare for Operations under Nuclear, Biological, and Chemical (NBC) Conditions
05-3-1018.05-R01A	Conduct Troop-Leading Procedures
05-3-0904.05-R01A	Establish Jobsite Security
05-3-0306	Construct a Tank Ditch
05-3-0307	Construct a Log Obstacle
05-3-0303.05-R01A	Construct Wire Obstacles
07-1-1923.05-T01A	React to Indirect Fire
10-2-0319.05-T01A	Receive Airdrop Resupply
71-2-0326.05-T01A	Perform Risk Management Procedures

**Table 3-2. Sample Fight as Engineers Mission Outline**

<b>ENGINEER PLATOON FIGHT AS ENGINEERS</b>	
<b>Task Number</b>	<b>Task Title</b>
03-3-C203.05-T01A	Respond to a Chemical Attack
03-3-C209.05-T01A	React to Smoke Operations
05-1-1200	Fight as Engineers
07-1-1923.05-T01A	React to Indirect Fire
07-2-0414.05-T01A	Establish a Company Defensive Position

**Table 3-3. Sample General Engineering Mission Outline**

<b>ENGINEER COMPANY GENERAL ENGINEERING</b>	
<b>Task Number</b>	<b>Task Title</b>
05-3-0407	Conduct an Engineer Reconnaissance
05-3-0904	Establish Jobsite Security
05-3-0778	Construct/Repair a Steel Frame Structure
05-3-0611	Construct/Repair a Bridge Abutment
05-3-0313	Construct Revetments
05-2-0726	Conduct Hauling Operations
05-3-0118	Conduct Minesweeping Operations
05-3-0791	Construct/Repair a Water Distribution System
05-3-0792	Install Coupled Pipeline
05-3-0710	Assemble/Install Culverts
05-3-0765	Construct/Repair a Sewerage System
05-3-0784	Construct/Repair Head Walls
05-3-0402	Conduct a Route Reconnaissance
08-2-0314.05-T01A	Treat Casualties
05-3-0209	Clear Obstacles Using Demolitions
05-3-0787	Construct/Repair a Wood Frame Structure
05-3-0789	Construct/Repair a Concrete Structure
05-3-0790	Construct/Repair Electrical Utilities

**Table 3-4. Sample Mobility Mission Outline**

<b>ENGINEER PLATOON MOBILITY</b>	
<b>Task Number</b>	<b>Task Title</b>
03-2-3008.05-T01A	Conduct a Radiological, Chemical, or Biological Reconnaissance or Survey
03-3-C208.05-T01A	Cross a Radiologically-Contaminated Area
05-3-0114	Support Breaching Operations
05-3-0404	Conduct a River-Crossing Site Reconnaissance
05-3-0609	Operate River-Crossing Sites
05-3-0603	Prepare Expedient Fords
05-3-0767	Clear Obstacles with Engineer Equipment

**Table 3-5. Sample Perform Survivability Construction Mission Outline**

<b>ENGINEER PLATOON PERFORM SURVIVABILITY CONSTRUCTION</b>	
<b>Task Number</b>	<b>Task Title</b>
03-3-C202.05-T01A	Prepare for a Chemical Attack
03-3-C205.05-T01A	Prepare for a Friendly Nuclear Strike
03-3-C206.05-T01A	Prepare for a Nuclear Attack
05-3-0306	Construct a Tank Ditch
05-3-0304	Construct Vehicle Fighting Positions
05-3-0305	Construct Vehicle Protective Positions
05-3-0312	Construct Bunkers and Shelters

**Table 3-6. Sample Unit Survivability/Unit Defense Mission Outline**

<b>ENGINEER COMPANY UNIT SURVIVABILITY/UNIT DEFENSE</b>	
<b>Task Number</b>	<b>Task Title</b>
05-3-0913	Secure and Defend the Unit's Position
05-2-0301	Camouflage Vehicles and Equipment
11-5-0121.05-T01A	Provide a Field Cable or Wire System
03-3-C203.05-T01A	Prepare for a Chemical Attack
03-3-C205.05-T01A	Prepare for a Friendly Nuclear Strike
44-1-C220.05-T01A	Use Passive Air Defense Measures
44-1-C221.07-1332	Conduct Active Combined Arms Air Defense Measures Against Hostile Aircraft
05-3-1043	Exchange Mission-Oriented Posture (MOPP) Gear



## CHAPTER 4

### Training Exercise

4-1. General. Training exercises are used to train and practice the performance of collective tasks. This MTP contains a sample STX. It is designed to assist in developing, sustaining, and evaluating the unit's mission proficiency. Table 4-1 lists the STX by exercise number, title, and page number.

**Table 4-1. STX Exercises**

Exercise Number	Exercise Title	Page
STX 5-2-E0001	Breaching Obstacles	4-1

4-2. Situational Training Exercise. STXs are short, scenario-driven, mission-oriented, tactical exercises used to train a group of closely related collective tasks. The STX provides the information for training the missions that make up the critical wartime mission. The STX--

- a. Provides repetitive training of missions.
- b. Allows the training to focus on identified weaknesses.
- c. Allows the unit to practice the mission STX before conducting a higher-echelon FTX.
- d. Saves time by providing most of the information needed to develop a vehicle for training.

### ENGINEER PLATOON STX 5-2-E0001 BREACHING OBSTACLES

1. Objective. This sample STX trains collective, leader, and individual tasks in the platoon's operation (breaching obstacles).
2. Interface. This STX supports the company FTX 5-2-E0001 requirement to conduct combat operations.
3. Training.
  - a. Individual training. This training should be based on the soldier's manual tasks required to support this STX. Use the individual-to-collective task matrix in Chapter 2 as a source for these individual tasks. Individual training is based on the tasks, conditions, and standards in the 12B and the soldier's common tasks manuals. Training should be hands-on and performance-oriented. During training, leaders assess soldier proficiency by evaluating task performance against the soldier's manual standards then providing feedback to the soldiers. The individual training and evaluation program includes common task tests and the commander's evaluations.
  - b. Collective training. This training should be based on the collective tasks required for the STX. Battle drills and STXs are key tools for squad and platoon collective training. As with individual tasks, drills should be trained to standard with feedback provided. Collective tasks that could support this STX and mission (as well as other missions) are in the mission-to-collective task matrix in Chapter 2.
  - c. Leader training. This training should be based on the leader tasks required for the exercises as well as the individual tasks. Leader tasks are trained in the same manner as stated in paragraph 3a or by one or all of the following methods. When material and facilities are not available, innovation is the answer. Do not limit training to the methods listed below.

- (1) Classroom discussions on how to plan the exercise and how to implement unit's SOP.
  - (2) A map reconnaissance assists in terrain analysis and war gaming. (Use a map of the area where the STX is to be conducted.)
  - (3) Terrain board or sand table exercises permit simulations or miniatures to be used to gain three-dimensional perspectives in war gaming or rehearsals. (Model the terrain board or the sand table to match the terrain where the exercise will be conducted.)
  - (4) Tactical exercises without troops (TEWTs) allow leaders to train on the ground, practicing land-navigation movement, reporting, and other leader actions.
  - (5) Simulations and games teach leaders as part of a continuing officer and noncommissioned officer (NCO) development program.
  - (6) Training extension courses use audiovisual equipment to present information and demonstrate how tasks are performed to standard.
- d. Training tips and instructions. The following are training tips and general instructions on how to prepare for and accomplish the STX:
- (1) Know the requirements for breaching obstacles, marking obstacles, and tactical movement.
  - (2) Conduct a leader's reconnaissance of the training area with squad leaders to ensure that you do not make time-consuming mistakes.
  - (3) Review the standards for the T&EO that supports this exercise.
  - (4) Conduct this STX using one of the following options:
    - (a) With ammunition, without ammunition, or using live fire. The use of ammunition is encouraged to add more realism to the exercise.
    - (b) With or without the Multiple Integrated Laser-Equipment System (MILES). The MILES provides better feedback and should be used if it is available.
    - (c) Under all environmental conditions, both day and night and with or without NBC. These scenarios should involve an active NBC environment.
  - (5) Ensure that this STX is initially trained and rehearsed slowly, on open terrain, during good visibility, and with frequent explanations and critiques by leaders. This simple execution, combined with a thorough prebrief and "chalk talks" constitutes the "crawl" stage of STX training. The "walk" phase of this STX entails conducting the training at closer to normal rates, on more difficult terrain, and with stops for explanation and critique only when problems occur (expect for planned AARs). During the "run" phase, the STX is executed under conditions as close as possible to those expected in combat (including full operational security [OPSEC] and camouflage, realistic time frames and distances, challenging terrain, and aggressive OPFOR, NBC environment, and movement distance). This exercise is conducted at full speed after conducting building block training (individual training and drills) to reach the run level of execution.
  - (6) Ensure that the T&EO standards for this exercise (from Chapter 5) are met to obtain the maximum benefits from the training.
  - (7) Conduct this exercise on a recurring basis to sustain proficiency; however, since many of the T&EOs in this STX will be trained in other STXs, practice may occur through integration rather than retraining the STX.



(8) Ensure that the OPFOR replicates enemy forces in size and strength to portray threat activities realistically.

(9) Assign at least one evaluator to control OPFOR activities. The evaluator evaluates OPFOR actions, ensures realism, stresses safety, and assesses loss and damage. If the OPFOR are in groups for several simultaneous actions, additional OPFOR evaluators or controllers are necessary.

(10) Ensure that OPFOR units look and fight like a potential enemy. This will help soldiers understand threat tactics, doctrine, and weapons systems.

e. Training enhancers. This STX requires the platoon to breach an obstacle, move tactically, support by fire, and mark an obstacle.

(1) When basic proficiency is attained for the tasks in this STX, the STX may be conducted under limited visibility conditions, both with and without night vision devices (NVDs).

(2) This STX can be conducted under increasing MOPP levels as proficiency increase.

#### 4. General Situation.

a. Contact with the enemy obstacle has been established. Initial reports indicate that the obstacle is overwatched by a company-sized element. His defensive positions are not well established. He has the capability for indirect fire and close air support (CAS). The enemy has used chemical weapons and will probably do so again. A breach of the obstacle has been ordered to allow maneuver forces to move through to attack the enemy. Figure 4-1 illustrates the graphic scenario of task performance in this exercise.

b. This exercise begins with the receipt of a company fragmentary order (FRAGO) by the platoon and ends after the obstacle is marked. An AAR should be held after the obstacle has been breached and marked. A final AAR should be conducted once all evaluation notes are compiled. If necessary, run portions of the exercise again until you are satisfied with your platoon's performance. Table 4-2 provides a recommended sequence of T&EOs and a recommended time for each portion of the STX.

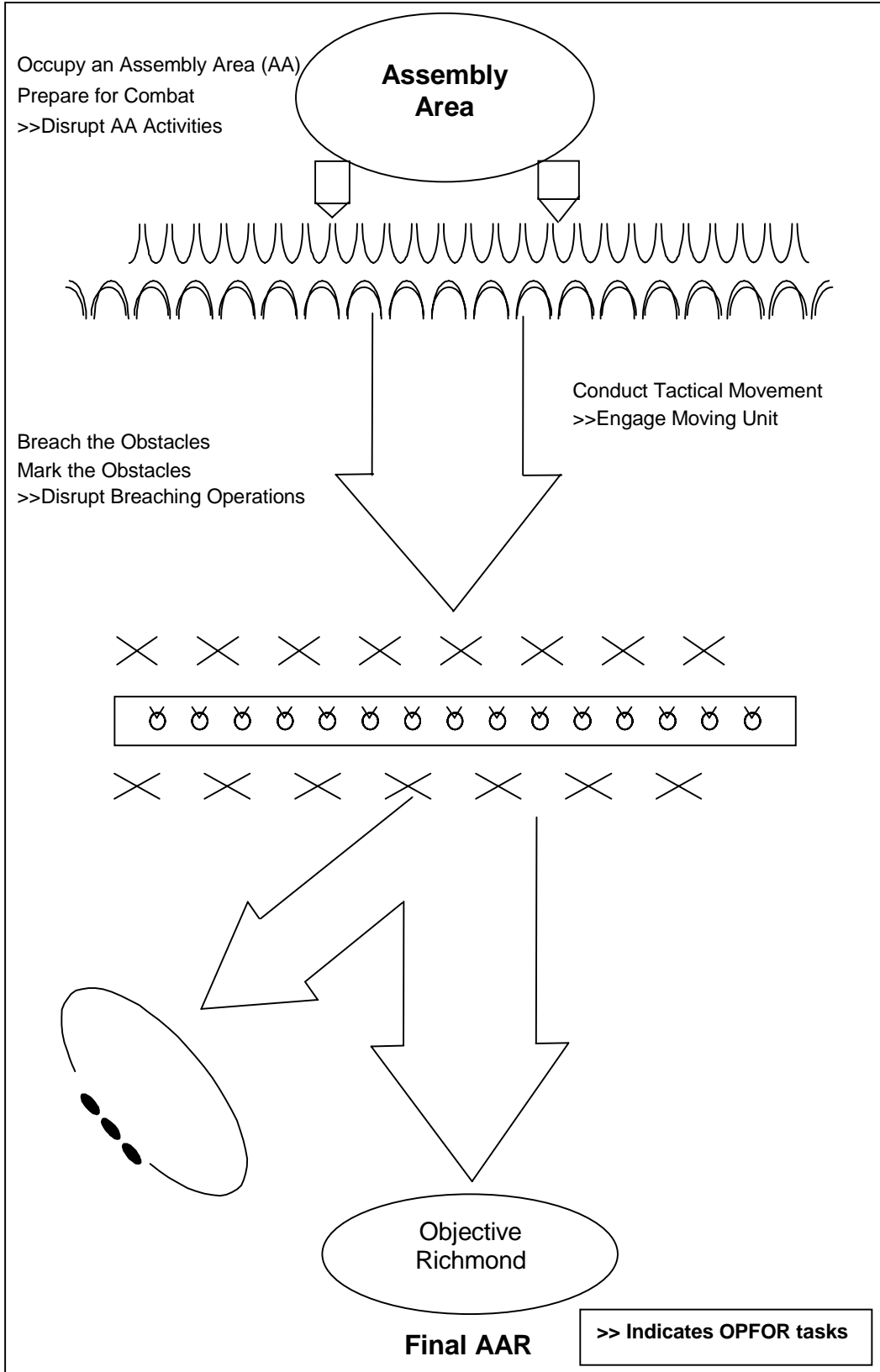


Figure 4-1. General Scenario STX

**Table 4-2. Sample Suggested Scenario**

<b>Event</b>	<b>Action</b>	<b>Estimated Time</b>
<b>Module 1</b>		
1	Occupy an Assembly Area (AA)	4 hours
2	Receive a FRAGO	15 minutes
3	Plan Breaching Operations	3 hours
4	Issue a FRAGO	2 hours
5	Conduct an AAR	1 hour
6	Conduct Precombat Operations	2 hours
7	Conduct Tactical Movement	1 hour
8	Breach the Obstacle	1 hour
9	Conduct an AAR	1 hour
10	Mark the Obstacle	1 hour
11	Conduct an AAR	1 hour
	<b>Total time:</b>	<b>17.25 hours</b>
<p>1. These tasks are integrated and evaluated throughout the exercise.</p> <p>2. Events will be trained to standards, not time limitations. The time required to train an event will vary based on METT-TC factors and the unit's training proficiency.</p> <p>3. Additional time may be required if great portions of the exercise are conducted at night or during other limited visibility.</p> <p><b>* NOTE: These tasks are integrated and evaluated throughout the exercise.</b></p>		

5. Special Situation.

a. Your platoon is part of a company in a secure AA. The platoon receives a FRAGO to breach obstacles (see Figure 4-2).

b. The company commander has ordered your platoon to lift your supporting fires. A sister platoon is prepare to provide support for the breach and marking of the obstacle. The company commander orders your platoon to breach the obstacle.

6. Support Requirements.

a. Minimum trainers and observers/controllers (Os/Cs). The company commander or the platoon leader can conduct this exercise and will be the trainer and primary evaluator. At least one other O/C is required with the OPFOR. Another platoon being trained or evaluated should be used as the platoon supporting the breach operations. This platoon will need an additional trainer or O/C.

b. Vehicles/communications. Those organic to the platoon are needed for this exercise. Two or three vehicles or trailers should be in the OPFOR supply site.

c. Opposing forces. The OPFOR ground force should at least be a reinforced squad.

<b>FRAGMENTARY ORDER</b>	
	Copy ____ of ____ copies 25 <sup>th</sup> EN BN
FRAGMENTARY ORDER _____	
References:	
1. SITUATION.	
a. Enemy Forces. The enemy forces are at 60 to 70 percent strength. They are preparing to counterattack and are expected to use air-delivered or artillery-delivered nonpersistent nerve agent.	
b. Friendly Force. (Element designation) attack (date/time group) to destroy the enemy force at Objective _____ to disrupt the enemy's counterattack.	
2. MISSION. (Element destination) is to provide breach support for (supported elements designation) to breach obstacles along the main avenue of approach.	
3. EXECUTION.	
a. Concept of the Operations. (See overlay.)	
(1) Intent. Breach obstacles and destroy the enemy preparing to counterattack.	
(2) Fire Support. Priority of fire to (another) platoon.	
b. (Another) Platoon.	
(1) Provide breach support for (evaluated) platoon.	
(2) Prepare to replace (evaluated) platoon in case they become combat ineffective.	
c. (Evaluated) Platoon.	
(1) Provide local support by fire (initially).	
(2) Breach obstacles.	
(3) Mark obstacles according to the tactical standing operating procedure (TSOP).	
d. Coordinating Instructions.	
(1) Company release point (RP) is (grid).	
(2) Company linkup point is (grid).	

**Figure 4-2. Sample FRAGO for STX 5-2-E0001**

d. Maneuver area. A 15- by 4-kilometer training area is desired. This area should provide for infiltration, cross-county movement, locations for supply sites, and a complex obstacle. The terrain should offer multiple covered and concealed approaches to the objective area. Using terrain that limits

the leader to a “geographical” or “school” solution does not allow evaluation of the unit’s ability to conduct a terrain analysis and select and conceal positions.

- e. Consolidated support requirements. This exercise requires the items listed in Table 4-3.

**Table 4-3. Consolidated Support Requirements for STX 5-2-E0001**

<b>Ammunition</b>	<b>DODIC</b>	<b>Estimated Basic Load</b>	
5.56 millimeters (mm)	A080	150 rounds per rifle	
7.62 mm	A111	400 rounds per M60	
5.56 mm	A075	250 rounds per squad automatic weapon (SAW)	
Caliber .50	A598	250 rounds per M2	
Antitank Weapon-Effect Simulator System (ATWESS) (AT-4)	L367	15 each per company (inert)	
Hand grenade, body, M69	G811	2 per man	
Hand grenade, fuse (practice)	G878	2 per man	
Simulators, projectile, ground burst	L598	50 per exercise	
Simulator, hand grenade, M116 series	L601	20 per squad (without live demolitions to simulate demolitions) or 6 per squad	
<b>Demolitions (See the note below.)</b>			
Mine-clearing line charge (MICLIC)		4 per company with 2 reloads	
Bangalore torpedo kit		1 per squad	
Charge, block trinitrotoluene (TNT)		50 per squad	
Modernized demolition initiator (MDI) M11, 12, 13, 14		15 each (total 60) per platoon	
MDI igniters		60 each platoon	
Time fuse		500 feet per platoon	
Satchel charge, M183		30 per platoon	
40-pound shape charge		12 per platoon	
Smoke grenades, white		60 per platoon	
Smoke pot, ground		10 per platoon	
<b>Other Items</b>			
Batteries, BA 200 (6-volt)		50 each	
Batteries, BA 3090 (9-volt)		400 each	
<b>CLASS IV</b>			
Concertina wire			
Mines			
	<b>Company</b>	<b>Evaluators</b>	<b>OPFOR</b>
<b>MILES Equipment</b>			
Armored personnel carrier (APC)	13		13/4
Caliber .50 system	15		13/4
M240 system	2		
M19 blank firing adapter	15		13/4
M16 system	120		120/28
M60 machine-gun system	13		13/2
Controller guns		8	
Small-arms alignment fixture		2	
<b>NOTE: Ammunition and demolitions are basic loads and should be restocked (according to use) during the exercise.</b>			

- f. Regulations and requirements. Commanders should consult local regulations and range-control requirements during coordination to ensure compliance with restrictions such as constraints on pyrotechnics.

7. Training and Evaluation Outline Sequence. Table 4-4 lists the T&EOs from Chapter 5 that are used to evaluate this STX.

**Table 4-4. T&EOs Used in Evaluating STX 5-2-E0001**

<b>Task Title</b>	<b>Task Number</b>
Conduct Troop-Leading Procedures	05-3-1018.05-R01A
Conduct a Radiological, Chemical, or Biological Reconnaissance or Survey	03-2-3008.05-T01A
Cross a Radiologically Contaminated Area	03-3-C208.05-T01A
Support Breaching Operations	05-3-0114
Reorganize as Infantry	05-2-1200
Fight as Infantry	05-2-1215

## CHAPTER 5

### Training and Evaluation Outlines

5-1. General. This chapter contains the T&EOs for the unit. T&EOs are the foundation of the MTP and the collective training of the unit. T&EOs are training objectives (task, conditions, and standards) for the collective tasks that support critical wartime operations. The unit must master designated collective tasks to perform its critical wartime operations. T&EOs may be trained separately, in an STX, in an FTX, or in live-fire exercises. For collective live-fire standards, the trainer needs to refer to the applicable gunnery manual for the appropriate course of fire. Those standards and courses of fire need to be integrated into the training exercise.

5-2. Structure. The T&EOs in this chapter are listed in Table 5-1. The mission-to-collective task matrix in Chapter 2 lists the T&EOs required to train the critical wartime missions according to their specific BOS.

5-3. Format. The T&EOs are prepared for every collective task that supports critical wartime operation accomplishment. Each T&EO contains the following items:

- a. Element. This identifies the unit or unit element(s) that perform the task.
- b. Task. This describes the action to be performed by the unit, and provides the task number.
- c. References. These are in parenthesis following the task number. The reference that contains the most information (primary reference) about the task is listed first and underlined. If there is only one reference, it is not underlined.
- d. Iteration. This is used to identify how many times the task is performed and evaluated during training. The "M" identifies when the task is performed in mission-oriented protection posture (MOPP) 4.
- e. Commander or Leader Assessment. The unit's leadership uses this to assess the proficiency of the unit in performing the task to standard. Assessments are subjective in nature. Therefore, use all available evaluation data and subunit-leader input to develop an assessment of the organization's overall capability to accomplish the task. Use the ratings listed below.
  - (1) T - Trained. The unit is trained and has demonstrated its proficiency in accomplishing the task to wartime standards.
  - (2) P - Needs practice. The unit needs to practice the task. Performance has demonstrated that the unit does not achieve the task to standard without some difficulty or has failed to perform some task steps to standard.
  - (3) U - Untrained. The unit cannot demonstrate an ability to achieve wartime proficiency.
- f. Task Conditions. This describes the situation or environment in which the unit is to do the collective task.
- g. Task Standards.
  - (1) The task standard states the performance criteria that a unit must achieve to successfully execute the task. This overall standard should be the focus of training and should be understood by every soldier.
  - (2) The trainer or evaluator determines the unit's training status using performance observation measurements (where applicable) and his judgment. The unit must be evaluated in the context of the METT-TC conditions. The conditions should be as similar as possible for all evaluated elements. This will establish a common base line for unit performance.

h. Task Steps and Performance Measures. This is a list of actions that are required to complete the task. These actions are stated in terms of observable performance for evaluating training proficiency. The task steps are arranged sequentially along with supporting individual task and their references. An asterisk (\*) to the left of the step number indicates the leader tasks within each T&EO. Under each task step are listed the performance measures that must be accomplished to correctly perform the task step. If the unit fails to correctly perform one of these task steps to standard, it has failed to achieve the overall task standard.

i. GO/NO-GO Column. This column is provided for annotating the platoon’s performance of the task steps. Evaluate each performance measure for a task step and place an X in the appropriate column. A major portion of the performance measures must be marked a GO for the task step to be successfully performed.

j. Task Performance/Evaluation Summary Block. This block provides the trainer with a means of recording the total number of task steps and performance measures evaluated and those evaluated as GO. It also provides the evaluator with a means to rate the unit’s demonstrated performance as a GO or NO-GO. It also provides the leader with a historical record for five training iterations.

k. Supporting Individual Tasks. This is a listing of all supporting individual tasks required to correctly perform the task. The reference number, tasks number, and task title for each individual task are listed.

l. OPFOR Tasks. These standards specify overall OPFOR performance for each collective task. The standards ensure that the OPFOR soldiers accomplish meaningful training and force the training unit to perform its task to standard or “lose” to the OPFOR. The OPFOR standards specify what must be accomplished--not how it must be accomplished. The OPFOR must always attain its task standards, using tactics consistent with the type of enemy they are portraying.

5-4. Usage. The T&EOs can be used to train or evaluate a single task. Several T&EOs can be used to train or evaluate a group of tasks such as an STX or FTX.

**Develop Intelligence**

Prepare an Engineer Estimate (05-5-0002)..... 5-4  
 Perform Hydrographic Reconnaissance and Surveys to Include Seas, Rivers, Lakes and  
 Inland Waterways (05-5-0933) ..... 5-18  
 Process Captured Documents and Equipment (19-3-3105.05-T01A)..... 5-27  
 Maintain Operations Security (OPSEC) (71-2-0332.05-T01A)..... 5-33

**Deploy/Conduct Maneuver**

Prepare Equipment for Air Movement Operations (05-5-0914)..... 5-40  
 React to Indirect Fire (07-1-1923.05-T01A)..... 5-49  
 Conduct a Convoy (07-2-1301.05-T01A)..... 5-56  
 Establish Unit Defense (07-3-0219.05-T01A)..... 5-65  
 React to an Ambush (07-3-1112.05-T01A) ..... 5-77  
 Move Tactically (07-3-C211.05-T01A)..... 5-85

**Protect the Force**

Conduct a Radiological, Chemical, or Biological Reconnaissance or Survey (03-2-3008.05-  
 T01A) ..... 5-93  
 Prepare for Operations under Nuclear, Biological, and Chemical (NBC) Conditions (03-3-  
 C201.05-T01A) ..... 5-108  
 Prepare for a Chemical Attack (03-3-C202.05-T01A) ..... 5-115  
 Respond to a Chemical Attack (03-3-C203.05-T01A) ..... 5-121  
 Prepare for a Friendly Nuclear Strike (03-3-C205.05-T01A)..... 5-128  
 Prepare for a Nuclear Attack (03-3-C206.05-T01A) ..... 5-134



Cross a Radiologically Contaminated Area (03-3-C208.05-T01A).....	5-141
React to Smoke Operations (03-3-C209.05-T01A) .....	5-148
Respond to the Residual Effects of a Nuclear Attack (03-3-C222.05-T01A) .....	5-155
Respond to the Initial Effects of a Nuclear Attack (03-3-C223.05-T01A) .....	5-161
Conduct Operational Decontamination (03-3-C224.05-T01A) .....	5-168
Cross a Chemically Contaminated Area (03-3-C226.05-T01A) .....	5-176
Defend a Convoy Against a Ground Attack (05-2-0911).....	5-183
Evacuate a Diving Casualty (05-5-0975).....	5-196
Install Underwater Pipelines (05-5-0978) .....	5-202
Perform Emergency Medical Treatment for Diving Disorders Requiring Recompression Therapy (05-5-0979).....	5-203
Maintain Underwater Pipelines (05-5-0980) .....	5-210
Perform Emergency Medical Treatment for Diving Disorders Not Requiring Recompression Therapy (05-5-0981).....	5-211
Repair Underwater Pipelines (05-5-0982) .....	5-219
React to Unexploded Ordnance (UXO) (09-2-0337.05-T01A) .....	5-220
Employ Physical Security Measures (19-3-2204.05-T01A).....	5-227
Use Passive Air Defense Measures (44-1-C220.05-T01A).....	5-233
Perform Risk Management Procedures (71-2-0326.05-T01A).....	5-240
<b>Perform CSS and Sustainment</b>	
Coordinate for Medical Services (05-1-0050).....	5-247
Perform Underwater Demolitions Operations (05-5-0945) .....	5-254
Construct Underwater Structures (05-5-0949) .....	5-263
Inspect Underwater Structures (05-5-0951) .....	5-271
Repair Underwater Structures (05-5-0953) .....	5-279
Maintain Underwater Structures (05-5-0955) .....	5-287
Perform Surface-Supplied Diving Operations (05-5-0956).....	5-295
Perform Recompression Chamber Operations (05-5-0957).....	5-297
Perform Self-Contained Underwater Breathing Apparatus (Scuba) Operations (05-5-0958) .....	5-299
Perform Ships Husbandry (05-5-0959).....	5-301
Clear Underwater Obstacles (05-5-0964).....	5-309
Install Mooring System (05-5-0965).....	5-311
Maintain Mooring Systems (05-5-0967).....	5-320
Provide Maintenance Support to Diving Operations (05-5-0969).....	5-328
Perform Salvage/Recovery Operations (05-5-0971) .....	5-337
Employ Support Equipment (05-5-0983) .....	5-340
Deploy the Single Anchor Leg Moor (SALM) in Support of Offshore Petroleum Discharge System (OPDS) Operations (05-5-0984).....	5-347
Employ Diving Life-Support Equipment (05-5-0985).....	5-354
Support Underwater Security Operations (05-5-1037) .....	5-362
Employ Diving Support Equipment (05-5-1038) .....	5-364
Perform Underwater Searches (05-5-1039) .....	5-366
Conduct Battlefield Stress Reduction and Stress Prevention Procedures (08-2-R303.05- T01A) .....	5-367
Perform Field Sanitation Functions (08-2-R315.05-T01A) .....	5-376
Perform Unit Graves Registration (GRREG) Operations (10-2-0318.05-T01A).....	5-383
Handle Enemy Prisoners of War (EPWs) (19-3-3106.05-T01A) .....	5-390
<b>Exercise Command and Control</b>	
Plan/Control Augmentation Support (05-1-0721) .....	5-397
Control Theater Diving Assets (05-5-0937) .....	5-405

Figure 5-1. List of T&amp;EOs

**ELEMENTS:** Team Headquarters  
Heavy Diving Section

**TASK:** Prepare an Engineer Estimate (05-5-0002)  
(FM 5-100) (FM 101-5) (FM 3-34.2)  
(FM 5-102) (FM 5-103) (FM 5-34)

**ITERATION:** 1 2 3 4 5 (Circle)

**COMMANDER/LEADER ASSESSMENT:** T P U (Circle)

**CONDITIONS:** The team is supporting a maneuver force that has received a mission from its higher headquarters (HQ). The team leader is required to prepare an engineer estimate to support the maneuver force operation order (OPORD). This task should not be trained in MOPP4.

**TASK STANDARDS:** The engineer estimate gives the team leader courses of action (COAs) consistent with the supported commander's scheme of maneuver.

TASK STEPS AND PERFORMANCE MEASURES	GO	NO-GO
<p>* 1. The team leader performs a mission analysis.</p> <p>a. Identified the following:</p> <ul style="list-style-type: none"> <li>(1) Intent of the immediate commander and the commander who is two levels up.</li> <li>(2) Area of operations.</li> <li>(3) Tasks to be performed, those specified (directed) in the commander's verbal guidance or in the OPORD and those implied by the nature of the operation. The team leader decides which tasks are essential to the success of the mission.</li> <li>(4) Constraints or acts requiring completion.</li> <li>(5) Restraints or prohibited acts.</li> </ul> <p>b. Restated the unit mission in terms of who, what (including all essential tasks), when, where, and why.</p> <p>* 2. The team leader performs a situation analysis.</p> <p>a. Analyzed the supported operations, the nature of the operations, the composition of supported forces, unusual requirements, and other factors affecting the size and scope of the support mission.</p> <p>b. Analyzed the impact of--</p> <ul style="list-style-type: none"> <li>(1) Precipitation and temperature on-- <ul style="list-style-type: none"> <li>(a) Trafficability of enemy and friendly combat vehicles.</li> <li>(b) Water obstacles depth, water flow rate, and bank conditions.</li> <li>(c) Forces' ability to dig positions and tank ditches.</li> </ul> </li> <li>(2) Fog/limited visibility on the positioning of obstacles.</li> <li>(3) Limited visibility and reduced trafficability on engineer vehicle capabilities to maneuver and keep pace with the maneuver unit's fighting vehicles.</li> <li>(4) Extreme weather conditions on the employment of conventional and scatterable mines.</li> </ul> <p>c. Analyzed other characteristics important to the engineer plan.</p> <p>d. Worked with the supported unit's Intelligence Officer (US Army) (S2) to develop the enemy situation by providing input about the enemy engineer capability.</p>		

TASK STEPS AND PERFORMANCE MEASURES	GO	NO-GO
<p>(1) Estimates the strength of enemy engineer units, including any information (confirmed, suspected, or based on doctrinal techniques) concerning reinforcement to organic enemy engineers from higher enemy echelons.</p> <p>(2) Determined the location of enemy engineer units and other units having engineer-related capability, including helicopters and artillery units with remotely delivered mine capability.</p> <p>(3) Assessed enemy capabilities for breaching, gap crossing, obstacle emplacement, survivability, and emplacing remotely delivered mines from aircraft or artillery.</p> <p>(4) Evaluated current significant activities, including engineer battlefield tactics and techniques, to identify weaknesses and strengths.</p> <p>(5) Predicted possible and most likely COAs on the enemy and the impact of the enemy engineer situation on these courses of action.</p> <p>e. Evaluated his own situation.</p> <p>(1) Identified the present disposition of major tactical elements, possible COAs, and current and projected operations.</p> <p>(2) Identified the disposition of logistics units and facilities supporting engineer operations, levels of engineer Class IV and Class V items, and the availability of transportation assets.</p> <p>(3) Identified the present disposition and capabilities of team elements, estimated completion times of current tasks, and combat support (CS) units to assist with engineer tasks (especially scatterable mines).</p> <p>f. Analyzed the terrain for--</p> <p>(1) Observation/fields of fire. Analyzed the impact of observation/fields of fire on obstacle placement (both friendly and enemy). Determined what items, buildings, and vegetation needed to be cleared to improve observation.</p> <p>(2) Cover and concealment. Identified concealed locations for engineer equipment and materials (especially during breaching and river crossing operations). Identified possible combat trails offering cover and concealment from enemy ground, air, and satellite surveillance.</p> <p>(3) Obstacles. Identified existing natural and man-made obstacles and their impact on maneuver, avenues of approach, and placement of reinforcing obstacles. Evaluated these with respect to friendly and enemy maneuvers and for the type of unit.</p> <p>(4) Key decisive terrain. Determined potential engineer tasks required to facilitate friendly control and/or deny enemy control.</p> <p>(5) Avenues of approach. Identified friendly and enemy mobility corridors and avenues of approach based on the unit. Evaluated engineer actions to enhance or hinder movement on these avenues of approach.</p> <p>* 3. The team leader develops at least two separate COAs to accomplish the mission or develops an engineer plan as part of each COA under development by the maneuver force.</p> <p>a. Identified all tasks and the necessary resources to accomplish them by each location or each supported unit.</p> <p>(1) Computed blade hours using known data. If actual data was not available, used the planning factors in field manuals (FMs) 5-34, 5-102, or 5-103.</p> <p>(2) Computed team hours.</p> <p>(3) Identified unique or special equipment requirements.</p> <p>(4) Identified supply requirements by their class and specific items.</p>		

TASK STEPS AND PERFORMANCE MEASURES	GO	NO-GO
<p>b. Summarized resource requirements by team hours, equipment, and logistics for each location or each supported unit.</p> <p>c. Determined priorities for tasks based on guidance from the higher commander.</p> <p>d. Allocated engineer forces to--</p> <ol style="list-style-type: none"> <li>(1) Meet the guidance of the higher commander.</li> <li>(2) Accomplish all tasks.</li> <li>(3) Employ assets efficiently with no wasted squad or equipment time.</li> </ol> <p>* 4. The team leader analyzes each COA.</p> <ol style="list-style-type: none"> <li>a. War-gamed the engineer plan for each COA against anticipated enemy actions and reactions. Evaluated the plan against the significant factors impacting it.</li> <li>b. Determined shortfalls by comparing resource requirements with available assets.</li> <li>c. Reduced shortfalls by establishing priorities, sequencing activities, selecting alternate methods, and altering the engineer plan, as necessary, until the requirement is within +/-10 percent of available resources.</li> </ol> <p>NOTE: If the engineer plan cannot meet the minimum critical maneuver requirements, then it is not feasible and the plan is invalid. The commander must recognize this and formulate a new plan, starting with task Step 3.</p> <p>* 5. The team leader compares each COA and selects the one that will best accomplish the mission.</p> <ol style="list-style-type: none"> <li>a. Determined the selection technique to use in the comparison.</li> <li>b. Used the significant factors identified in subtask 4a.</li> <li>c. Selected the best COA based on subjective judgment along with numerical techniques.</li> </ol> <p>NOTE: The commander may use numerical factors in his selection technique; however, the final decision is not based solely on simple mathematics.</p> <p>* 6. The team leader makes a decision.</p> <ol style="list-style-type: none"> <li>a. Stated his decision to subordinates.</li> <li>b. Determined the company task organization and allocated resources.</li> <li>c. Assigned each task to a subordinate element.</li> </ol> <p>* 7. The team leader recommends a COA to the supported maneuver commander.</p> <ol style="list-style-type: none"> <li>a. Stated which COA can best be supported from the engineer perspective.</li> <li>b. Covered major deficiencies the maneuver commander must remedy and included recommendations for eliminating or reducing them.</li> <li>c. Recommended command/support relationships and task organization, as necessary. Also recommended tasks to be directed to subordinate elements and priorities for engineer support.</li> </ol>		

TASK PERFORMANCE / EVALUATION SUMMARY BLOCK							
ITERATION	1	2	3	4	5		TOTAL
TOTAL TASK STEPS EVALUATED							
TOTAL TASK STEPS "GO"							
TRAINING STATUS "GO"/"NO-GO"							

"\*" indicates a leader task step.

**SUPPORTING INDIVIDUAL TASKS: NONE****SUPPORTING COLLECTIVE TASKS**

<b>Task Number</b>	<b>Task Title</b>	<b>References</b>
03-2-3008.05-T01A	Conduct a Radiological, Chemical, or Biological Reconnaissance or Survey	ARTEP 5-025-66-MTP  ARTEP 5-026-34-MTP ARTEP 5-027-10-MTP ARTEP 5-027-35-MTP ARTEP 5-053-11-MTP ARTEP 5-053-12-MTP ARTEP 5-053-35-MTP ARTEP 5-063-10-MTP ARTEP 5-063-11-MTP ARTEP 5-063-35-MTP ARTEP 5-113-11-MTP ARTEP 5-113-12-MTP ARTEP 5-113-35-MTP ARTEP 5-145-32-MTP ARTEP 5-155-66-MTP ARTEP 5-156-34-MTP ARTEP 5-157-10-MTP ARTEP 5-157-35-MTP ARTEP 5-215-66-MTP ARTEP 5-216-34-MTP ARTEP 5-217-10-MTP ARTEP 5-217-35-MTP ARTEP 5-335-60-MTP ARTEP 5-335-65-MTP ARTEP 5-335-70-MTP ARTEP 5-336-34-MTP ARTEP 5-337-10-MTP ARTEP 5-337-35-MTP ARTEP 5-402-68-MTP ARTEP 5-412-68-MTP ARTEP 5-412-69-MTP ARTEP 5-413-35-MTP ARTEP 5-416-14-MTP ARTEP 5-416-34-MTP ARTEP 5-417-13-MTP ARTEP 5-417-17-MTP ARTEP 5-417-35-MTP ARTEP 5-423-11-MTP ARTEP 5-423-35-MTP ARTEP 5-424-35-MTP ARTEP 5-425-66-MTP ARTEP 5-426-34-MTP ARTEP 5-427-10-MTP ARTEP 5-427-35-MTP ARTEP 5-434-35-MTP ARTEP 5-435-66-MTP ARTEP 5-435-67-MTP

**SUPPORTING COLLECTIVE TASKS**

<b>Task Number</b>	<b>Task Title</b>	<b>References</b>
		ARTEP 5-436-35-MTP
		ARTEP 5-436-37-MTP
		ARTEP 5-437-10-MTP
		ARTEP 5-437-11-MTP
		ARTEP 5-437-36-MTP
		ARTEP 5-437-38-MTP
		ARTEP 5-443-10-MTP
		ARTEP 5-443-12-MTP
		ARTEP 5-443-14-MTP
		ARTEP 5-443-35-MTP
		ARTEP 5-445-64-MTP
		ARTEP 5-445-66-MTP
		ARTEP 5-446-34-MTP
		ARTEP 5-446-36-MTP
		ARTEP 5-447-10-MTP
		ARTEP 5-447-11-MTP
		ARTEP 5-447-35-MTP
		ARTEP 5-447-37-MTP
		ARTEP 5-463-10-MTP
		ARTEP 5-463-12-MTP
		ARTEP 5-463-15-MTP
		ARTEP 5-463-17-MTP
		ARTEP 5-463-35-MTP
		ARTEP 5-463-36-MTP
		ARTEP 5-473-35-MTP
		ARTEP 5-500-21-MTP
		ARTEP 5-500-22-MTP
		ARTEP 5-500-24-MTP
		ARTEP 5-500-66-MTP
		ARTEP 5-510-10-MTP
		ARTEP 5-510-12-MTP
		ARTEP 5-520-10-MTP
		ARTEP 5-520-12-MTP
		ARTEP 5-520-14-MTP
		ARTEP 5-530-10-MTP
		ARTEP 5-530-12-MTP
		ARTEP 5-530-16-MTP
		ARTEP 5-540-10-MTP
		ARTEP 5-540-11-MTP
		ARTEP 5-540-12-MTP
		ARTEP 5-540-13-MTP
		ARTEP 5-540-14-MTP
		ARTEP 5-601-70-MTP
		ARTEP 5-602-68-MTP
		ARTEP 5-603-35-MTP
		ARTEP 5-605-66-MTP
		ARTEP 5-606-34-MTP
		ARTEP 5-607-15-MTP
		ARTEP 5-607-16-MTP
		ARTEP 5-607-17-MTP
		ARTEP 5-607-35-MTP
		ARTEP 5-608-15-MTP
		ARTEP 5-608-16-MTP

**SUPPORTING COLLECTIVE TASKS**

<b>Task Number</b>	<b>Task Title</b>	<b>References</b>		
05-1-0415	Analyze Battlefield Information	ARTEP 5-608-17-MTP		
		ARTEP 5-608-35-MTP		
		ARTEP 5-616-34-MTP		
		ARTEP 5-617-10-MTP		
		ARTEP 5-617-11-MTP		
		ARTEP 5-617-35-MTP		
		ARTEP 5-335-60-MTP		
		ARTEP 5-335-66-MTP		
05-1-1000	Conduct Logistics Operations	ARTEP 5-336-34-MTP		
		ARTEP 5-025-66-MTP		
		ARTEP 5-155-66-MTP		
		ARTEP 5-215-66-MTP		
		ARTEP 5-335-60-MTP		
		ARTEP 5-335-66-MTP		
		ARTEP 5-415-66-MTP		
		ARTEP 5-425-66-MTP		
		ARTEP 5-435-66-MTP		
		ARTEP 5-445-64-MTP		
		ARTEP 5-445-66-MTP		
		ARTEP 5-500-66-MTP		
		ARTEP 5-615-66-MTP		
		ARTEP 5-053-35-MTP		
05-2-0314	Integrate Obstacles Into Direct- and Indirect-Fire Plans	ARTEP 5-113-35-MTP		
		ARTEP 5-335-65-MTP		
		ARTEP 5-337-35-MTP		
		ARTEP 5-435-67-MTP		
		ARTEP 5-437-36-MTP		
		ARTEP 5-437-38-MTP		
		ARTEP 5-053-11-MTP		
		05-2-0403	Conduct a Water Crossing Site Reconnaissance	ARTEP 5-053-12-MTP
				ARTEP 5-053-35-MTP
				ARTEP 5-113-11-MTP
ARTEP 5-113-12-MTP				
ARTEP 5-145-12-MTP				
ARTEP 5-335-65-MTP				
ARTEP 5-335-70-MTP				
ARTEP 5-337-10-MTP				
ARTEP 5-337-35-MTP				
ARTEP 5-434-35-MTP				
ARTEP 5-435-67-MTP				
ARTEP 5-437-10-MTP				
ARTEP 5-437-11-MTP				
ARTEP 5-437-36-MTP				
ARTEP 5-437-38-MTP				
ARTEP 5-463-10-MTP				
ARTEP 5-463-12-MTP				
ARTEP 5-463-15-MTP				
ARTEP 5-463-17-MTP				
ARTEP 5-463-35-MTP				
ARTEP 5-463-36-MTP				
ARTEP 5-473-35-MTP				

**SUPPORTING COLLECTIVE TASKS**

<b>Task Number</b>	<b>Task Title</b>	<b>References</b>
05-2-0407	Conduct an Engineer Reconnaissance Plan and Direct an Engineer Reconnaissance	ARTEP 5-493-38-MTP
05-2-0408		ARTEP 5-027-35-MTP
		ARTEP 5-053-35-MTP
		ARTEP 5-113-35-MTP
		ARTEP 5-145-32-MTP
		ARTEP 5-157-35-MTP
		ARTEP 5-217-35-MTP
		ARTEP 5-335-65-MTP
		ARTEP 5-337-35-MTP
		ARTEP 5-417-35-MTP
		ARTEP 5-423-35-MTP
		ARTEP 5-427-35-MTP
		ARTEP 5-434-35-MTP
		ARTEP 5-436-35-MTP
		ARTEP 5-437-38-MTP
		ARTEP 5-443-35-MTP
		ARTEP 5-447-35-MTP
		ARTEP 5-447-37-MTP
		ARTEP 5-463-35-MTP
		ARTEP 5-463-36-MTP
		ARTEP 5-473-35-MTP
		ARTEP 5-493-38-MTP
		ARTEP 5-603-35-MTP
		ARTEP 5-607-35-MTP
		ARTEP 5-608-35-MTP
05-2-0410	Manage Engineer Reconnaissance Operations	ARTEP 5-423-35-MTP
		ARTEP 5-434-35-MTP
		ARTEP 5-473-35-MTP
		ARTEP 5-603-35-MTP
		ARTEP 5-607-35-MTP
		ARTEP 5-608-35-MTP
05-2-1380	Identify Terrain Information Requirements	ARTEP47-002-47X-MTP
05-3-0404	Conduct a River Crossing Site Reconnaissance	ARTEP 5-027-10-MTP
		ARTEP 5-053-12-MTP
		ARTEP 5-063-10-MTP
		ARTEP 5-063-11-MTP
		ARTEP 5-113-11-MTP
		ARTEP 5-113-12-MTP
		ARTEP 5-145-12-MTP
		ARTEP 5-157-10-MTP
		ARTEP 5-217-10-MTP
		ARTEP 5-335-70-MTP
		ARTEP 5-337-10-MTP
		ARTEP 5-427-10-MTP
		ARTEP 5-437-10-MTP
		ARTEP 5-437-11-MTP
		ARTEP 5-447-10-MTP
		ARTEP 5-447-11-MTP
		ARTEP 5-463-12-MTP



**SUPPORTING COLLECTIVE TASKS**

<b>Task Number</b>	<b>Task Title</b>	<b>References</b>
05-3-0405	Perform a Target Reconnaissance	ARTEP 5-473-35-MTP ARTEP 5-027-10-MTP ARTEP 5-053-11-MTP ARTEP 5-063-10-MTP ARTEP 5-063-11-MTP ARTEP 5-113-11-MTP ARTEP 5-113-12-MTP ARTEP 5-145-12-MTP ARTEP 5-157-10-MTP ARTEP 5-217-10-MTP ARTEP 5-335-70-MTP ARTEP 5-337-10-MTP ARTEP 5-417-17-MTP ARTEP 5-427-10-MTP ARTEP 5-437-10-MTP ARTEP 5-437-11-MTP ARTEP 5-027-10-MTP
05-3-0411.05-R01A	Perform an Obstacle and Restriction Reconnaissance	ARTEP 5-053-11-MTP ARTEP 5-053-12-MTP ARTEP 5-113-11-MTP ARTEP 5-113-12-MTP ARTEP 5-113-35-MTP ARTEP 5-157-10-MTP ARTEP 5-217-10-MTP ARTEP 5-427-10-MTP ARTEP 5-447-10-MTP ARTEP 5-447-11-MTP
05-3-0412	Perform a Technical Reconnaissance	ARTEP 5-027-10-MTP ARTEP 5-053-11-MTP ARTEP 5-053-12-MTP ARTEP 5-063-10-MTP ARTEP 5-063-11-MTP ARTEP 5-113-11-MTP ARTEP 5-113-12-MTP ARTEP 5-113-35-MTP ARTEP 5-157-10-MTP ARTEP 5-217-10-MTP ARTEP 5-335-70-MTP ARTEP 5-337-10-MTP ARTEP 5-417-13-MTP ARTEP 5-417-17-MTP ARTEP 5-423-35-MTP ARTEP 5-427-10-MTP ARTEP 5-437-10-MTP ARTEP 5-437-11-MTP ARTEP 5-443-12-MTP ARTEP 5-443-14-MTP ARTEP 5-447-10-MTP ARTEP 5-447-11-MTP ARTEP 5-463-10-MTP ARTEP 5-463-12-MTP
05-3-0413	Conduct a Tactical Reconnaissance	ARTEP 5-027-10-MTP

**SUPPORTING COLLECTIVE TASKS**

Task Number	Task Title	References
05-4-1371	Provide Terrain Analysis Information	ARTEP 5-053-12-MTP ARTEP 5-063-10-MTP ARTEP 5-113-12-MTP ARTEP 5-157-10-MTP ARTEP 5-217-10-MTP ARTEP 5-427-10-MTP ARTEP 5-447-10-MTP ARTEP 5-447-11-MTP ARTEP 5-540-11-MTP ARTEP 5-540-12-MTP ARTEP 5-540-13-MTP ARTEP 5-540-14-MTP ARTEP 5-607-17-MTP ARTEP 5-608-17-MTP ARTEP47-002-47X-MTP ARTEP47-002-47X-MTP
19-1-1102	Coordinate Route Reconnaissance and Surveillance	

**OPFOR TASKS AND STANDARDS**

**TASK:** Disrupt Enemy Movement and Operations Using Persistent and Nonpersistent Chemical Weapons (5-OPFOR-0015)

**CONDITION:** The opposing forces (OPFOR) element has located the enemy. Priority intelligence requirements (PIR) and other intelligence requirements have been obtained by OPFOR patrols. The OPFOR units deliver chemical agents, by means of conventional artillery weapons or aircraft, along selected supply routes and key bases in the rear area.

**STANDARD:** The OPFOR element disrupts enemy movement and operations using persistent and nonpersistent chemical weapons. 1. Delivers chemical agents in low and densely wooded areas. 2. Delays the movement of enemy supplies and equipment to the forward areas. 3. Restricts the movement of the enemy units in the rear area. 4. Channels the movement of enemy units into predesignated ambush areas. 5. Contaminates enemy supplies and equipment. 6. Inflicts a high rate of casualties on enemy forces.

**TASK:** Conduct a Raid (5-OPFOR-0004)

**CONDITION:** The opposing forces (OPFOR) element has occupied an objective rally point and has orders to conduct a raid on a combat service support (CSS) base.

**STANDARD:** The OPFOR element infiltrates the enemy's base and destroys all of the targets. 1. Surprises the enemy forces. 2. Assaults the support base and accomplishes the assigned tasks. 3. Destroys the specified equipment and supplies. 4. Avoids being decisively engaged. 5. Withdraws all personnel from the objective areas within the time prescribed. 6. Obtains all priority intelligence requirements (PIR) from the raid site. 7. Sustains only light casualties from enemy fire.

**TASK:** Conduct an Aerial Reconnaissance (5-OPFOR-0010)

**CONDITION:** The opposing forces (OPFOR) headquarters (HQ) element requires intelligence on the locations and identification of enemy elements. An aircraft is dispatched to take photographs and make a visual inspection of the enemy rear area.

**STANDARD:** The OPFOR element gathers photograph intelligence of the enemy. 1. Photographs the assigned sectors. 2. Makes quick visual checks where the ceiling is low. 3. Locates enemy positions in the area, particularly support and storage bases, and command and control (C2) facilities. 4. Sustains no loss of aircraft. 5. Reports priority intelligence requirements (PIR) and other information requirements to the OPFOR HQ.

**TASK:** Defeat Obstacles (5-OPFOR-0009)

**CONDITION:** The opposing forces (OPFOR) element encounters an obstacle that blocks the avenue of approach as it advances upon the enemy forces.

**STANDARD:** The OPFOR element bypasses or breaches the enemy obstacle. 1. Detects the obstacle before halting its main body. 2. Defeats the obstacle. a. Bypasses the obstacle without entering the engagement areas. b. Breaches the obstacle within 45 minutes and passes its entire force through the obstacle. 3. Does not incur degradation to the point that the mission must be discontinued.

**TASK:** Conduct an Attack (5-OPFOR-0008)

**CONDITION:** The enemy is conducting tactical operations. The opposing forces (OPFOR) element receives orders to attack the enemy, the area of occupation, or the main supply route (MSR) with smoke.

**STANDARD:** The OPFOR element disrupts the enemy's movement and smoke operations. 1. Determines the delivery method of the smoke attack. 2. Locates the target. 3. Delivers the smoke attack downwind. 4. Attacks the enemy with smoke, and surge attacks when the enemy responds to the smoke.

**TASK:** Disrupt Construction of Vehicle Fighting Positions (5-OPFOR-0020)

**CONDITION:** The opposing forces (OPFOR) element has located the enemy. The priority intelligence requirements (PIR) and other intelligence obtained by OPFOR patrols indicate the enemy is constructing vehicle fighting positions within its defensive area. The OPFOR element has automatic and antiarmor weapons and light mortars.

**STANDARD:** The OPFOR element attempts to disrupt the enemy's efforts to establish vehicle fighting positions. 1. Locates the defensive area. 2. Surprises the main body. 3. Penetrates the defensive area with squad-size probes. 4. Inflicts casualties on the unit. 5. Destroys vehicles. 6. Disrupts the unit's preparations (prevents or delays beyond the unit's allotted time).

**TASK:** Disrupt an Engineer Reconnaissance (5-OPFOR-0022)

**CONDITION:** The enemy is conducting an engineer reconnaissance. The opposing forces (OPFOR) element is positioned along the enemy's route.

**STANDARD:** The OPFOR element disrupts an engineer reconnaissance. 1. Prevents the unit from meeting its specified time schedule. 2. Forces the unit to deviate from its specified route. 3. Prevents the unit from accomplishing its assigned engineer reconnaissance. 4. Surprises the unit conducting the reconnaissance.

**TASK:** Conduct Terrorist and Saboteur Attacks (5-OPFOR-0005)

**CONDITION:** The opposing forces (OPFOR) element dispatches small teams into the enemy's rear area to disrupt combat service support (CSS) operations.

**STANDARD:** The enemy sustains disrupted command and control (C2), destroyed equipment and supplies, and light casualties. 1. Locates rear support bases and C2 facilities. 2. Delays and disrupts CSS operations through probes. 3. Infiltrates CSS bases to conduct sabotage and terrorist activities. 4. Inflicts light casualties. 5. Destroys supplies and equipment.

**TASK:** Defend a Minefield (5-OPFOR-0023)

**CONDITION:** The enemy is conducting a minefield sweeping operation. The opposing forces (OPFOR) element has a minefield placed in the enemy's path. The minefield is under constant observation and fire.

**STANDARD:** The OPFOR element defends a minefield against an enemy element conducting a minefield sweeping operation. 1. Prevents the unit from detecting the obstacle. 2. Disrupts the minefield sweeping operation. 3. Prevents the unit from conducting the minefield sweeping operation, prevents the unit from moving all personnel through the breach or delays the completion of the minefield sweeping operation for more than 45 minutes.

**TASK:** Conduct an Ambush (5-OPFOR-0007)

**CONDITION:** The enemy is moving in a convoy. The opposing forces (OPFOR) element is positioned along the enemy's route.

**STANDARD:** The OPFOR element inflicts casualties on the enemy and causes vehicle and equipment damage. 1. Prepares an ambush site before the element arrives. 2. Surprises march element forces. 3. Inflicts heavy casualties within the designated kill zone. 4. Inflicts heavy damage to vehicles and equipment within the designated kill zone. 5. Delays the march element from reaching a specified destination for a specified period of time. 6. Withdraws on order. 7. Sustains no casualties. 8. Reports actions to superiors.

**TASK:** Maintain Contact (5-OPFOR-0003)

**CONDITION:** The opposing forces (OPFOR) element is engaged with enemy base defense forces. The enemy forces are withdrawing under pressure.

**STANDARD:** The OPFOR element maintains enemy contact while the enemy withdraws. 1. Engages the enemy forces decisively. 2. Advances the OPFOR as the enemy forces withdraw. 3. Inflicts heavy casualties. 4. Captures the members of the enemy force. 5. Captures documents and equipment. 6. Safeguards captured documents, equipment, and personnel.

**TASK:** Disrupt a Route Reconnaissance (5-OPFOR-0021)

**CONDITION:** The enemy is conducting a route reconnaissance. The opposing forces (OPFOR) element is positioned along the enemy's route.

**STANDARD:** The OPFOR element attempts to disrupt a squad/section conducting a route reconnaissance. 1. Prevents the unit from meeting its specified time schedule. 2. Forces the unit to deviate from its specified route. 3. Prevents the unit from reaching its assigned destination. 4. Surprises the squad/section. 5. Inflicts casualties on the unit.

**TASK:** Surrender to the Capturing Unit on the Battlefield (5-OPFOR-0024)

**CONDITION:** The enemy has captured the opposing forces (OPFOR) element's soldiers, documents, and equipment sensitive to the OPFOR tactical operations.

**STANDARD:** The OPFOR soldiers retain or destroy documents and equipment. The OPFOR element surrenders documents and equipment of no tactical use to the enemy and attempts to conceal or destroy items of tactical value. The OPFOR element attempts escape and evasion. 1. Prevents the successful capture of documents and equipment. 2. Destroys documents and equipment. 3. Removes identifying markings from equipment. 4. Removes unit-identifying insignia. 5. Provides misleading information. 6. Plans an escape. 7. Delays movement to the nearest collection point. 8. Prevents safeguarding of enemy prisoners of war (EPWs) in order to cause embarrassment to the United States (US).

**TASK:** Disrupt a Net Control Station (NCS) (5-OPFOR-0019)

**CONDITION:** The enemy has established a NCS. The opposing forces (OPFOR) element has radio and jamming equipment.

**STANDARD:** The OPFOR element attempts to disrupt an NCS. 1. Attempts to locate the radio frequency that the unit is operating on. 2. Attempts to enter the radio net. 3. Attempts to issue "bogus" orders to a unit on the net. 4. Jams the radio frequency and forces the unit to go to an alternate frequency.

**TASK:** Disrupt Defensive Preparations (5-OPFOR-0018)

**CONDITION:** The opposing forces (OPFOR) element has located the enemy. Priority intelligence requirements (PIR) and other intelligence requirements obtained by OPFOR patrols indicate that the enemy elements are establishing defensive positions. The OPFOR element has automatic and antiarmor weapons and light mortars.

**STANDARD:** The OPFOR element disrupts and delays the enemy's defensive preparations. 1. Locates and penetrates the enemy's security system. 2. Forces the enemy to delay defensive preparations. 3. Disrupts the enemy's obstacle preparations.

**TASK:** Disrupt Enemy Movement and Operations Using Tactical Nuclear Weapons (5-OPFOR-0016)

**CONDITION:** The opposing forces (OPFOR) element has located the enemy. Priority intelligence requirements (PIR) and other intelligence requirements have been obtained by OPFOR patrols. Tactical nuclear weapons are employed against key locations in the rear area.

**STANDARD:** The OPFOR element disrupts enemy movement and operations. 1. Disrupts or delays the movement of the enemy's equipment and supplies to the forward areas. 2. Destroys enemy equipment and supplies. 3. Inflicts a high rate of nuclear casualties among the enemy forces. 4. Denies the enemy the use of specified areas. 5. Contaminates the enemy's equipment and supplies.

**TASK:** Disrupt Quartering Party Operations (5-OPFOR-0017)

**CONDITION:** The enemy is conducting quartering party operations. It has established an assembly area (AA) but has not moved in the main body.

**STANDARD:** The opposing forces (OPFOR) element attempts to disrupt quartering party operations and infiltrate the enemy's AA. 1. Locates the quartering party and the AA. 2. Surprises the main body. 3. Penetrates the AA with squad-size probes. 4. Inflicts personnel casualties and vehicle damage. 5. Disrupts the unit's preparations (prevents or delays beyond the unit's allotted time).

**TASK:** Disrupt Movement (5-OPFOR-0014)

**CONDITION:** The enemy is expected to move through the opposing forces (OPFOR) element's area of operations. The OPFOR element has received an operation order (OPORD) or fragmentary order (FRAGO) to disrupt enemy movement. The enemy has the capability to defend with direct fire and antiarmor weapons.

**STANDARD:** The OPFOR element delays enemy movement. 1. Delays the element. 2. Forces the element to deviate from its route. 3. Prevents the element from reaching its destination. 4. Surprises the element's main body.

**TASK:** Counter Passage of Lines (5-OPFOR-0012)

**CONDITION:** Enemy forces are in defensive positions, but they are expected to attempt passage-of-lines operations. The opposing forces (OPFOR) received orders to disrupt enemy passage-of-lines operations.

**STANDARD:** The OPFOR element delays or prevents enemy passage of lines. 1. Delays the passage. 2. Prevents the company from moving all personnel through the stationary unit. 3. Engages the main body of either the moving or the stationary unit.

**TASK:** Disrupt Assembly Area (AA) Activities (5-OPFOR-0013)

**CONDITION:** Intelligence reports indicate that platoon- and company-size enemy units are operating in the opposing forces (OPFOR) area of operations. Enemy units can defend from AAs with direct fire, antiarmor weapons, and indirect fire. The enemy has close air support (CAS) and nuclear, biological, and chemical (NBC) capabilities.

**STANDARD:** The OPFOR element locates and disrupts the enemy's AA activities. 1. Locates the element's AA. 2. Probes the AA with squad- or team-size elements. 3. Inflicts more than 5 percent casualties on the element. 4. Disrupts the element's preparations (prevents or delays beyond the element's allotted time).

**TASK:** Attack (5-OPFOR-0001)

**CONDITION:** The opposing forces (OPFOR) element has located the enemy. The priority intelligence requirements (PIR) and other intelligence requirements have been obtained by OPFOR patrols. The OPFOR element has automatic and antiarmor weapons and light mortars.

**STANDARD:** The OPFOR element attempts to seize the terrain, vehicles, or equipment. 1. Develops an attack plan. 2. Surprises the enemy unit's main body. 3. Initiates the attack using a scheme of maneuver that exploits the enemy's flanks, gaps, and weaknesses. 4. Uses covered and concealed routes to approach the enemy forces' flanks, gaps, or weakly held areas. 5. Employs indirect fire to support the attack. 6. Penetrates enemy defenses. 7. Destroys equipment and supplies. 8. Inflicts heavy casualties. 9. Isolates the combat service support (CSS) base by blocking reinforcements. 10. Forces enemy units to displace. 11. Avoids being fixed in one position. 12. Withdraws before the CSS base is reinforced with tactical combat forces.

**TASK:** Conduct Air Attacks (5-OPFOR-0002)

**CONDITION:** The opposing forces (OPFOR) element in the rear area has forwarded the positions of the enemy support sites or the locations of moving elements. The OPFOR aircraft have been dispatched to attack enemy installations or convoys.

**STANDARD:** The OPFOR element attempts to delay, disrupt, or damage the enemy targets by air. 1. Locates the target (support sites or convoys). 2. Makes attack runs on the designated targets. 3. Inflicts heavy damage to the selected target. 4. Sustains no loss of aircraft. 5. Delays moving the force for more than one hour.

**TASK:** Conduct Sniper Operations (5-OPFOR-0006)

**CONDITION:** The opposing forces (OPFOR) element has assigned snipers (regular or irregular elements) in the enemy's rear area along the main supply route (MSR) and near support sites.

**STANDARD:** The OPFOR element kills or wounds targets. 1. Sets up a well-concealed location. 2. Engages vehicle drivers or personnel on foot with short bursts of semiautomatic fire. 3. Kills or wounds selected targets. 4. Prevents the position from being discovered by enemy forces. 5. Evacuates the area without being spotted. 6. Reports all specified priority intelligence requirements (PIR) and other intelligence requirements to the OPFOR headquarters (HQ).





TASK PERFORMANCE / EVALUATION SUMMARY BLOCK							
ITERATION	1	2	3	4	5		TOTAL
TOTAL TASK STEPS EVALUATED							
TOTAL TASK STEPS "GO"							
TRAINING STATUS "GO"/"NO-GO"							

"\*" indicates a leader task step.

**SUPPORTING INDIVIDUAL TASKS: NONE**

**SUPPORTING COLLECTIVE TASKS**

<b>Task Number</b>	<b>Task Title</b>	<b>References</b>
05-2-1218	Conduct Report Procedures	ARTEP 5-026-34-MTP ARTEP 5-027-10-MTP ARTEP 5-053-11-MTP ARTEP 5-053-12-MTP ARTEP 5-053-35-MTP ARTEP 5-063-10-MTP ARTEP 5-063-11-MTP ARTEP 5-063-35-MTP ARTEP 5-113-11-MTP ARTEP 5-113-12-MTP ARTEP 5-113-35-MTP ARTEP 5-156-34-MTP ARTEP 5-157-10-MTP ARTEP 5-216-34-MTP ARTEP 5-217-10-MTP ARTEP 5-335-60-MTP ARTEP 5-335-65-MTP ARTEP 5-337-10-MTP ARTEP 5-337-35-MTP ARTEP 5-423-11-MTP ARTEP 5-424-35-MTP ARTEP 5-426-34-MTP ARTEP 5-427-10-MTP ARTEP 5-434-35-MTP ARTEP 5-435-67-MTP ARTEP 5-437-10-MTP ARTEP 5-437-11-MTP ARTEP 5-437-36-MTP ARTEP 5-437-38-MTP ARTEP 5-446-34-MTP ARTEP 5-446-36-MTP ARTEP 5-447-10-MTP ARTEP 5-447-11-MTP ARTEP 5-463-10-MTP ARTEP 5-463-12-MTP ARTEP 5-463-15-MTP ARTEP 5-463-17-MTP

**SUPPORTING COLLECTIVE TASKS**

Task Number	Task Title	References
05-2-7008	Prepare an Operation Order (OPORD) (Company/Platoon)	ARTEP 5-473-35-MTP ARTEP 5-603-35-MTP ARTEP 5-605-66-MTP ARTEP 5-026-34-MTP  ARTEP 5-027-10-MTP ARTEP 5-027-35-MTP ARTEP 5-053-11-MTP ARTEP 5-053-12-MTP ARTEP 5-053-35-MTP ARTEP 5-063-10-MTP ARTEP 5-063-11-MTP ARTEP 5-063-35-MTP ARTEP 5-113-11-MTP ARTEP 5-113-12-MTP ARTEP 5-113-35-MTP ARTEP 5-145-12-MTP ARTEP 5-145-32-MTP ARTEP 5-156-34-MTP ARTEP 5-157-10-MTP ARTEP 5-157-35-MTP ARTEP 5-216-34-MTP ARTEP 5-217-10-MTP ARTEP 5-217-35-MTP ARTEP 5-335-60-MTP ARTEP 5-335-65-MTP ARTEP 5-335-70-MTP ARTEP 5-336-34-MTP ARTEP 5-337-10-MTP ARTEP 5-337-35-MTP ARTEP 5-413-35-MTP ARTEP 5-416-14-MTP ARTEP 5-416-34-MTP ARTEP 5-417-13-MTP ARTEP 5-423-11-MTP ARTEP 5-423-35-MTP ARTEP 5-424-35-MTP ARTEP 5-426-34-MTP ARTEP 5-427-10-MTP ARTEP 5-427-35-MTP ARTEP 5-434-35-MTP ARTEP 5-436-35-MTP ARTEP 5-436-37-MTP ARTEP 5-437-10-MTP ARTEP 5-437-11-MTP ARTEP 5-437-36-MTP ARTEP 5-437-38-MTP ARTEP 5-443-10-MTP ARTEP 5-443-12-MTP ARTEP 5-443-14-MTP ARTEP 5-446-34-MTP ARTEP 5-446-36-MTP ARTEP 5-447-10-MTP

**SUPPORTING COLLECTIVE TASKS**

<b>Task Number</b>	<b>Task Title</b>	<b>References</b>
		ARTEP 5-447-11-MTP
		ARTEP 5-447-35-MTP
		ARTEP 5-447-37-MTP
		ARTEP 5-463-10-MTP
		ARTEP 5-463-12-MTP
		ARTEP 5-463-15-MTP
		ARTEP 5-463-17-MTP
		ARTEP 5-463-35-MTP
		ARTEP 5-463-36-MTP
		ARTEP 5-473-35-MTP
		ARTEP 5-493-38-MTP
		ARTEP 5-500-66-MTP
		ARTEP 5-520-10-MTP
		ARTEP 5-520-12-MTP
		ARTEP 5-520-14-MTP
		ARTEP 5-530-14-MTP
		ARTEP 5-530-16-MTP
		ARTEP 5-540-14-MTP
		ARTEP 5-603-35-MTP
		ARTEP 5-606-34-MTP
		ARTEP 5-607-35-MTP
		ARTEP 5-608-35-MTP
		ARTEP 5-616-34-MTP
		ARTEP 5-617-10-MTP
		ARTEP 5-617-11-MTP
		ARTEP 5-617-35-MTP

**OPFOR TASKS AND STANDARDS**

**TASK:** Surrender to the Capturing Unit on the Battlefield (5-OPFOR-0024)

**CONDITION:** The enemy has captured the opposing forces (OPFOR) element's soldiers, documents, and equipment sensitive to the OPFOR tactical operations.

**STANDARD:** The OPFOR soldiers retain or destroy documents and equipment. The OPFOR element surrenders documents and equipment of no tactical use to the enemy and attempts to conceal or destroy items of tactical value. The OPFOR element attempts escape and evasion. 1. Prevents the successful capture of documents and equipment. 2. Destroys documents and equipment. 3. Removes identifying markings from equipment. 4. Removes unit-identifying insignia. 5. Provides misleading information. 6. Plans an escape. 7. Delays movement to the nearest collection point. 8. Prevents safeguarding of enemy prisoners of war (EPWs) in order to cause embarrassment to the United States (US).

**TASK:** Conduct a Raid (5-OPFOR-0004)

**CONDITION:** The opposing forces (OPFOR) element has occupied an objective rally point and has orders to conduct a raid on a combat service support (CSS) base.

**STANDARD:** The OPFOR element infiltrates the enemy's base and destroys all of the targets. 1. Surprises the enemy forces. 2. Assaults the support base and accomplishes the assigned tasks. 3. Destroys the specified equipment and supplies. 4. Avoids being decisively engaged. 5. Withdraws all personnel from the objective areas within the time prescribed. 6. Obtains all priority intelligence requirements (PIR) from the raid site. 7. Sustains only light casualties from enemy fire.

**TASK:** Conduct an Aerial Reconnaissance (5-OPFOR-0010)

**CONDITION:** The opposing forces (OPFOR) headquarters (HQ) element requires intelligence on the locations and identification of enemy elements. An aircraft is dispatched to take photographs and make a visual inspection of the enemy rear area.

**STANDARD:** The OPFOR element gathers photograph intelligence of the enemy. 1. Photographs the assigned sectors. 2. Makes quick visual checks where the ceiling is low. 3. Locates enemy positions in the area, particularly support and storage bases, and command and control (C2) facilities. 4. Sustains no loss of aircraft. 5. Reports priority intelligence requirements (PIR) and other information requirements to the OPFOR HQ.

**TASK:** Defeat Obstacles (5-OPFOR-0009)

**CONDITION:** The opposing forces (OPFOR) element encounters an obstacle that blocks the avenue of approach as it advances upon the enemy forces.

**STANDARD:** The OPFOR element bypasses or breaches the enemy obstacle. 1. Detects the obstacle before halting its main body. 2. Defeats the obstacle. a. Bypasses the obstacle without entering the engagement areas. b. Breaches the obstacle within 45 minutes and passes its entire force through the obstacle. 3. Does not incur degradation to the point that the mission must be discontinued.

**TASK:** Conduct an Attack (5-OPFOR-0008)

**CONDITION:** The enemy is conducting tactical operations. The opposing forces (OPFOR) element receives orders to attack the enemy, the area of occupation, or the main supply route (MSR) with smoke.

**STANDARD:** The OPFOR element disrupts the enemy's movement and smoke operations. 1. Determines the delivery method of the smoke attack. 2. Locates the target. 3. Delivers the smoke attack downwind. 4. Attacks the enemy with smoke, and surge attacks when the enemy responds to the smoke.

**TASK:** Disrupt Construction of Vehicle Fighting Positions (5-OPFOR-0020)

**CONDITION:** The opposing forces (OPFOR) element has located the enemy. The priority intelligence requirements (PIR) and other intelligence obtained by OPFOR patrols indicate the enemy is constructing vehicle fighting positions within its defensive area. The OPFOR element has automatic and antiarmor weapons and light mortars.

**STANDARD:** The OPFOR element attempts to disrupt the enemy's efforts to establish vehicle fighting positions. 1. Locates the defensive area. 2. Surprises the main body. 3. Penetrates the defensive area with squad-size probes. 4. Inflicts casualties on the unit. 5. Destroys vehicles. 6. Disrupts the unit's preparations (prevents or delays beyond the unit's allotted time).

**TASK:** Disrupt an Engineer Reconnaissance (5-OPFOR-0022)

**CONDITION:** The enemy is conducting an engineer reconnaissance. The opposing forces (OPFOR) element is positioned along the enemy's route.

**STANDARD:** The OPFOR element disrupts an engineer reconnaissance. 1. Prevents the unit from meeting its specified time schedule. 2. Forces the unit to deviate from its specified route. 3. Prevents the unit from accomplishing its assigned engineer reconnaissance. 4. Surprises the unit conducting the reconnaissance.

**TASK:** Conduct Terrorist and Saboteur Attacks (5-OPFOR-0005)

**CONDITION:** The opposing forces (OPFOR) element dispatches small teams into the enemy's rear area to disrupt combat service support (CSS) operations.

**STANDARD:** The enemy sustains disrupted command and control (C2), destroyed equipment and supplies, and light casualties. 1. Locates rear support bases and C2 facilities. 2. Delays and disrupts CSS operations through probes. 3. Infiltrates CSS bases to conduct sabotage and terrorist activities. 4. Inflicts light casualties. 5. Destroys supplies and equipment.

**TASK:** Defend a Minefield (5-OPFOR-0023)

**CONDITION:** The enemy is conducting a minefield sweeping operation. The opposing forces (OPFOR) element has a minefield placed in the enemy's path. The minefield is under constant observation and fire.

**STANDARD:** The OPFOR element defends a minefield against an enemy element conducting a minefield sweeping operation. 1. Prevents the unit from detecting the obstacle. 2. Disrupts the minefield sweeping operation. 3. Prevents the unit from conducting the minefield sweeping operation, prevents the unit from moving all personnel through the breach or delays the completion of the minefield sweeping operation for more than 45 minutes.

**TASK:** Conduct an Ambush (5-OPFOR-0007)

**CONDITION:** The enemy is moving in a convoy. The opposing forces (OPFOR) element is positioned along the enemy's route.

**STANDARD:** The OPFOR element inflicts casualties on the enemy and causes vehicle and equipment damage. 1. Prepares an ambush site before the element arrives. 2. Surprises march element forces. 3. Inflicts heavy casualties within the designated kill zone. 4. Inflicts heavy damage to vehicles and equipment within the designated kill zone. 5. Delays the march element from reaching a specified destination for a specified period of time. 6. Withdraws on order. 7. Sustains no casualties. 8. Reports actions to superiors.

**TASK:** Maintain Contact (5-OPFOR-0003)

**CONDITION:** The opposing forces (OPFOR) element is engaged with enemy base defense forces. The enemy forces are withdrawing under pressure.

**STANDARD:** The OPFOR element maintains enemy contact while the enemy withdraws. 1. Engages the enemy forces decisively. 2. Advances the OPFOR as the enemy forces withdraw. 3. Inflicts heavy casualties. 4. Captures the members of the enemy force. 5. Captures documents and equipment. 6. Safeguards captured documents, equipment, and personnel.

**TASK:** Disrupt a Route Reconnaissance (5-OPFOR-0021)

**CONDITION:** The enemy is conducting a route reconnaissance. The opposing forces (OPFOR) element is positioned along the enemy's route.

**STANDARD:** The OPFOR element attempts to disrupt a squad/section conducting a route reconnaissance. 1. Prevents the unit from meeting its specified time schedule. 2. Forces the unit to deviate from its specified route. 3. Prevents the unit from reaching its assigned destination. 4. Surprises the squad/section. 5. Inflicts casualties on the unit.

**TASK:** Disrupt a Net Control Station (NCS) (5-OPFOR-0019)

**CONDITION:** The enemy has established a NCS. The opposing forces (OPFOR) element has radio and jamming equipment.

**STANDARD:** The OPFOR element attempts to disrupt an NCS. 1. Attempts to locate the radio frequency that the unit is operating on. 2. Attempts to enter the radio net. 3. Attempts to issue "bogus" orders to a unit on the net. 4. Jams the radio frequency and forces the unit to go to an alternate frequency.

**TASK:** Disrupt Defensive Preparations (5-OPFOR-0018)

**CONDITION:** The opposing forces (OPFOR) element has located the enemy. Priority intelligence requirements (PIR) and other intelligence requirements obtained by OPFOR patrols indicate that the enemy elements are establishing defensive positions. The OPFOR element has automatic and antiarmor weapons and light mortars.

**STANDARD:** The OPFOR element disrupts and delays the enemy's defensive preparations. 1. Locates and penetrates the enemy's security system. 2. Forces the enemy to delay defensive preparations. 3. Disrupts the enemy's obstacle preparations.

**TASK:** Disrupt Enemy Movement and Operations Using Tactical Nuclear Weapons (5-OPFOR-0016)

**CONDITION:** The opposing forces (OPFOR) element has located the enemy. Priority intelligence requirements (PIR) and other intelligence requirements have been obtained by OPFOR patrols. Tactical nuclear weapons are employed against key locations in the rear area.

**STANDARD:** The OPFOR element disrupts enemy movement and operations. 1. Disrupts or delays the movement of the enemy's equipment and supplies to the forward areas. 2. Destroys enemy equipment and supplies. 3. Inflicts a high rate of nuclear casualties among the enemy forces. 4. Denies the enemy the use of specified areas. 5. Contaminates the enemy's equipment and supplies.

**TASK:** Disrupt Quartering Party Operations (5-OPFOR-0017)

**CONDITION:** The enemy is conducting quartering party operations. It has established an assembly area (AA) but has not moved in the main body.

**STANDARD:** The opposing forces (OPFOR) element attempts to disrupt quartering party operations and infiltrate the enemy's AA. 1. Locates the quartering party and the AA. 2. Surprises the main body. 3. Penetrates the AA with squad-size probes. 4. Inflicts personnel casualties and vehicle damage. 5. Disrupts the unit's preparations (prevents or delays beyond the unit's allotted time).

**TASK:** Disrupt Enemy Movement and Operations Using Persistent and Nonpersistent Chemical Weapons (5-OPFOR-0015)

**CONDITION:** The opposing forces (OPFOR) element has located the enemy. Priority intelligence requirements (PIR) and other intelligence requirements have been obtained by OPFOR patrols. The OPFOR units deliver chemical agents, by means of conventional artillery weapons or aircraft, along selected supply routes and key bases in the rear area.

**STANDARD:** The OPFOR element disrupts enemy movement and operations using persistent and nonpersistent chemical weapons. 1. Delivers chemical agents in low and densely wooded areas. 2. Delays the movement of enemy supplies and equipment to the forward areas. 3. Restricts the movement of the enemy units in the rear area. 4. Channels the movement of enemy units into predesignated ambush areas. 5. Contaminates enemy supplies and equipment. 6. Inflicts a high rate of casualties on enemy forces.

**TASK:** Disrupt Movement (5-OPFOR-0014)

**CONDITION:** The enemy is expected to move through the opposing forces (OPFOR) element's area of operations. The OPFOR element has received an operation order (OPORD) or fragmentary order (FRAGO) to disrupt enemy movement. The enemy has the capability to defend with direct fire and antiarmor weapons.

**STANDARD:** The OPFOR element delays enemy movement. 1. Delays the element. 2. Forces the element to deviate from its route. 3. Prevents the element from reaching its destination. 4. Surprises the element's main body.

**TASK:** Disrupt Assembly Area (AA) Activities (5-OPFOR-0013)

**CONDITION:** Intelligence reports indicate that platoon- and company-size enemy units are operating in the opposing forces (OPFOR) area of operations. Enemy units can defend from AAs with direct fire, antiarmor weapons, and indirect fire. The enemy has close air support (CAS) and nuclear, biological, and chemical (NBC) capabilities.

**STANDARD:** The OPFOR element locates and disrupts the enemy's AA activities. 1. Locates the element's AA. 2. Probes the AA with squad- or team-size elements. 3. Inflicts more than 5 percent casualties on the element. 4. Disrupts the element's preparations (prevents or delays beyond the element's allotted time).

**TASK:** Counter Passage of Lines (5-OPFOR-0012)

**CONDITION:** Enemy forces are in defensive positions, but they are expected to attempt passage-of-lines operations. The opposing forces (OPFOR) received orders to disrupt enemy passage-of-lines operations.

**STANDARD:** The OPFOR element delays or prevents enemy passage of lines. 1. Delays the passage. 2. Prevents the company from moving all personnel through the stationary unit. 3. Engages the main body of either the moving or the stationary unit.

**TASK:** Attack (5-OPFOR-0001)

**CONDITION:** The opposing forces (OPFOR) element has located the enemy. The priority intelligence requirements (PIR) and other intelligence requirements have been obtained by OPFOR patrols. The OPFOR element has automatic and antiarmor weapons and light mortars.

**STANDARD:** The OPFOR element attempts to seize the terrain, vehicles, or equipment. 1. Develops an attack plan. 2. Surprises the enemy unit's main body. 3. Initiates the attack using a scheme of maneuver that exploits the enemy's flanks, gaps, and weaknesses. 4. Uses covered and concealed routes to approach the enemy forces' flanks, gaps, or weakly held areas. 5. Employs indirect fire to support the attack. 6. Penetrates enemy defenses. 7. Destroys equipment and supplies. 8. Inflicts heavy casualties. 9. Isolates the combat service support (CSS) base by blocking reinforcements. 10. Forces enemy units to displace. 11. Avoids being fixed in one position. 12. Withdraws before the CSS base is reinforced with tactical combat forces.

**TASK:** Conduct Air Attacks (5-OPFOR-0002)

**CONDITION:** The opposing forces (OPFOR) element in the rear area has forwarded the positions of the enemy support sites or the locations of moving elements. The OPFOR aircraft have been dispatched to attack enemy installations or convoys.

**STANDARD:** The OPFOR element attempts to delay, disrupt, or damage the enemy targets by air. 1. Locates the target (support sites or convoys). 2. Makes attack runs on the designated targets. 3. Inflicts heavy damage to the selected target. 4. Sustains no loss of aircraft. 5. Delays moving the force for more than one hour.

**TASK:** Conduct Sniper Operations (5-OPFOR-0006)

**CONDITION:** The opposing forces (OPFOR) element has assigned snipers (regular or irregular elements) in the enemy's rear area along the main supply route (MSR) and near support sites.

**STANDARD:** The OPFOR element kills or wounds targets. 1. Sets up a well-concealed location. 2. Engages vehicle drivers or personnel on foot with short bursts of semiautomatic fire. 3. Kills or wounds selected targets. 4. Prevents the position from being discovered by enemy forces. 5. Evacuates the area without being spotted. 6. Reports all specified priority intelligence requirements (PIR) and other intelligence requirements to the OPFOR headquarters (HQ).



**ELEMENTS:** Team Headquarters  
Heavy Diving Section

**TASK:** Process Captured Documents and Equipment (19-3-3105.05-T01A)  
(FM 3-19.40 (FM 19-40))

**ITERATION:** 1 2 3 4 5 M (Circle)

**COMMANDER/LEADER ASSESSMENT:** T P U (Circle)

**CONDITIONS:** The enemy's equipment and documents have been captured. Some iterations of this task should be performed in MOPP4.

**TASK STANDARDS:** The element processes all captured equipment and documents based on disposition instructions and within the time standards established by higher headquarters (HQ). The time required to perform this task is increased when conducting it in mission-oriented protection posture (MOPP) 4.

TASK STEPS AND PERFORMANCE MEASURES	GO	NO-GO
1. The element tags all captured equipment and documents. <ul style="list-style-type: none"> <li>a. Described the type of equipment and documents, such as maps, photos, rifles, and radios.</li> <li>b. Annotated the date and time of capture.</li> <li>c. Provided the place (grid coordinates) of capture.</li> <li>d. Noted the capturing unit.</li> <li>e. Furnished the circumstances of the capture.</li> <li>f. Identified the prisoner's name on the tag, if the items were taken from the enemy prisoners of war (EPWs).</li> </ul> * 2. The element leader reports the capture of equipment and documents to higher HQ. <ul style="list-style-type: none"> <li>a. Described the type of equipment and documents.</li> <li>b. Stated the date and time of capture.</li> <li>c. Identified the capturing unit.</li> <li>d. Furnished the place (grid coordinates) of the capture.</li> </ul> * 3. The element leader disposes of the equipment and documents according to the guidance received from higher HQ. <ul style="list-style-type: none"> <li>a. Destroyed, secured, evacuated, or abandoned the equipment.</li> <li>b. Evacuated the documents through the chain of command to intelligence personnel.</li> </ul>		

TASK PERFORMANCE / EVALUATION SUMMARY BLOCK							
ITERATION	1	2	3	4	5	M	TOTAL
TOTAL TASK STEPS EVALUATED							
TOTAL TASK STEPS "GO"							
TRAINING STATUS "GO"/"NO-GO"							

"\*" indicates a leader task step.

**SUPPORTING INDIVIDUAL TASKS: NONE**

**SUPPORTING COLLECTIVE TASKS: NONE**

**OPFOR TASKS AND STANDARDS**

**TASK:** Disrupt a Route Reconnaissance (5-OPFOR-0021)

**CONDITION:** The enemy is conducting a route reconnaissance. The opposing forces (OPFOR) element is positioned along the enemy's route.

**STANDARD:** The OPFOR element attempts to disrupt a squad/section conducting a route reconnaissance. 1. Prevents the unit from meeting its specified time schedule. 2. Forces the unit to deviate from its specified route. 3. Prevents the unit from reaching its assigned destination. 4. Surprises the squad/section. 5. Inflicts casualties on the unit.

**TASK:** Conduct an Attack (5-OPFOR-0008)

**CONDITION:** The enemy is conducting tactical operations. The opposing forces (OPFOR) element receives orders to attack the enemy, the area of occupation, or the main supply route (MSR) with smoke.

**STANDARD:** The OPFOR element disrupts the enemy's movement and smoke operations. 1. Determines the delivery method of the smoke attack. 2. Locates the target. 3. Delivers the smoke attack downwind. 4. Attacks the enemy with smoke, and surge attacks when the enemy responds to the smoke.

**TASK:** Conduct a Raid (5-OPFOR-0004)

**CONDITION:** The opposing forces (OPFOR) element has occupied an objective rally point and has orders to conduct a raid on a combat service support (CSS) base.

**STANDARD:** The OPFOR element infiltrates the enemy's base and destroys all of the targets. 1. Surprises the enemy forces. 2. Assaults the support base and accomplishes the assigned tasks. 3. Destroys the specified equipment and supplies. 4. Avoids being decisively engaged. 5. Withdraws all personnel from the objective areas within the time prescribed. 6. Obtains all priority intelligence requirements (PIR) from the raid site. 7. Sustains only light casualties from enemy fire.

**TASK:** Conduct an Aerial Reconnaissance (5-OPFOR-0010)

**CONDITION:** The opposing forces (OPFOR) headquarters (HQ) element requires intelligence on the locations and identification of enemy elements. An aircraft is dispatched to take photographs and make a visual inspection of the enemy rear area.

**STANDARD:** The OPFOR element gathers photograph intelligence of the enemy. 1. Photographs the assigned sectors. 2. Makes quick visual checks where the ceiling is low. 3. Locates enemy positions in the area, particularly support and storage bases, and command and control (C2) facilities. 4. Sustains no loss of aircraft. 5. Reports priority intelligence requirements (PIR) and other information requirements to the OPFOR HQ.

**TASK:** Defeat Obstacles (5-OPFOR-0009)

**CONDITION:** The opposing forces (OPFOR) element encounters an obstacle that blocks the avenue of approach as it advances upon the enemy forces.

**STANDARD:** The OPFOR element bypasses or breaches the enemy obstacle. 1. Detects the obstacle before halting its main body. 2. Defeats the obstacle. a. Bypasses the obstacle without entering the engagement areas. b. Breaches the obstacle within 45 minutes and passes its entire force through the obstacle. 3. Does not incur degradation to the point that the mission must be discontinued.

**TASK:** Disrupt Construction of Vehicle Fighting Positions (5-OPFOR-0020)

**CONDITION:** The opposing forces (OPFOR) element has located the enemy. The priority intelligence requirements (PIR) and other intelligence obtained by OPFOR patrols indicate the enemy is constructing vehicle fighting positions within its defensive area. The OPFOR element has automatic and antiarmor weapons and light mortars.

**STANDARD:** The OPFOR element attempts to disrupt the enemy's efforts to establish vehicle fighting positions. 1. Locates the defensive area. 2. Surprises the main body. 3. Penetrates the defensive area with squad-size probes. 4. Inflicts casualties on the unit. 5. Destroys vehicles. 6. Disrupts the unit's preparations (prevents or delays beyond the unit's allotted time).

**TASK:** Disrupt an Engineer Reconnaissance (5-OPFOR-0022)

**CONDITION:** The enemy is conducting an engineer reconnaissance. The opposing forces (OPFOR) element is positioned along the enemy's route.

**STANDARD:** The OPFOR element disrupts an engineer reconnaissance. 1. Prevents the unit from meeting its specified time schedule. 2. Forces the unit to deviate from its specified route. 3. Prevents the unit from accomplishing its assigned engineer reconnaissance. 4. Surprises the unit conducting the reconnaissance.

**TASK:** Defend a Minefield (5-OPFOR-0023)

**CONDITION:** The enemy is conducting a minefield sweeping operation. The opposing forces (OPFOR) element has a minefield placed in the enemy's path. The minefield is under constant observation and fire.

**STANDARD:** The OPFOR element defends a minefield against an enemy element conducting a minefield sweeping operation. 1. Prevents the unit from detecting the obstacle. 2. Disrupts the minefield sweeping operation. 3. Prevents the unit from conducting the minefield sweeping operation, prevents the unit from moving all personnel through the breach or delays the completion of the minefield sweeping operation for more than 45 minutes.

**TASK:** Conduct Terrorist and Saboteur Attacks (5-OPFOR-0005)

**CONDITION:** The opposing forces (OPFOR) element dispatches small teams into the enemy's rear area to disrupt combat service support (CSS) operations.

**STANDARD:** The enemy sustains disrupted command and control (C2), destroyed equipment and supplies, and light casualties. 1. Locates rear support bases and C2 facilities. 2. Delays and disrupts CSS operations through probes. 3. Infiltrates CSS bases to conduct sabotage and terrorist activities. 4. Inflicts light casualties. 5. Destroys supplies and equipment.

**TASK:** Conduct Sniper Operations (5-OPFOR-0006)

**CONDITION:** The opposing forces (OPFOR) element has assigned snipers (regular or irregular elements) in the enemy's rear area along the main supply route (MSR) and near support sites.

**STANDARD:** The OPFOR element kills or wounds targets. 1. Sets up a well-concealed location. 2. Engages vehicle drivers or personnel on foot with short bursts of semiautomatic fire. 3. Kills or wounds selected targets. 4. Prevents the position from being discovered by enemy forces. 5. Evacuates the area without being spotted. 6. Reports all specified priority intelligence requirements (PIR) and other intelligence requirements to the OPFOR headquarters (HQ).

**TASK:** Maintain Contact (5-OPFOR-0003)

**CONDITION:** The opposing forces (OPFOR) element is engaged with enemy base defense forces. The enemy forces are withdrawing under pressure.

**STANDARD:** The OPFOR element maintains enemy contact while the enemy withdraws. 1. Engages the enemy forces decisively. 2. Advances the OPFOR as the enemy forces withdraw. 3. Inflicts heavy casualties. 4. Captures the members of the enemy force. 5. Captures documents and equipment. 6. Safeguards captured documents, equipment, and personnel.

**TASK:** Conduct an Ambush (5-OPFOR-0007)

**CONDITION:** The enemy is moving in a convoy. The opposing forces (OPFOR) element is positioned along the enemy's route.

**STANDARD:** The OPFOR element inflicts casualties on the enemy and causes vehicle and equipment damage. 1. Prepares an ambush site before the element arrives. 2. Surprises march element forces. 3. Inflicts heavy casualties within the designated kill zone. 4. Inflicts heavy damage to vehicles and equipment within the designated kill zone. 5. Delays the march element from reaching a specified destination for a specified period of time. 6. Withdraws on order. 7. Sustains no casualties. 8. Reports actions to superiors.

**TASK:** Surrender to the Capturing Unit on the Battlefield (5-OPFOR-0024)

**CONDITION:** The enemy has captured the opposing forces (OPFOR) element's soldiers, documents, and equipment sensitive to the OPFOR tactical operations.

**STANDARD:** The OPFOR soldiers retain or destroy documents and equipment. The OPFOR element surrenders documents and equipment of no tactical use to the enemy and attempts to conceal or destroy items of tactical value. The OPFOR element attempts escape and evasion. 1. Prevents the successful capture of documents and equipment. 2. Destroys documents and equipment. 3. Removes identifying markings from equipment. 4. Removes unit-identifying insignia. 5. Provides misleading information. 6. Plans an escape. 7. Delays movement to the nearest collection point. 8. Prevents safeguarding of enemy prisoners of war (EPWs) in order to cause embarrassment to the United States (US).

**TASK:** Disrupt a Net Control Station (NCS) (5-OPFOR-0019)

**CONDITION:** The enemy has established a NCS. The opposing forces (OPFOR) element has radio and jamming equipment.

**STANDARD:** The OPFOR element attempts to disrupt an NCS. 1. Attempts to locate the radio frequency that the unit is operating on. 2. Attempts to enter the radio net. 3. Attempts to issue "bogus" orders to a unit on the net. 4. Jams the radio frequency and forces the unit to go to an alternate frequency.

**TASK:** Disrupt Defensive Preparations (5-OPFOR-0018)

**CONDITION:** The opposing forces (OPFOR) element has located the enemy. Priority intelligence requirements (PIR) and other intelligence requirements obtained by OPFOR patrols indicate that the enemy elements are establishing defensive positions. The OPFOR element has automatic and antiarmor weapons and light mortars.

**STANDARD:** The OPFOR element disrupts and delays the enemy's defensive preparations. 1. Locates and penetrates the enemy's security system. 2. Forces the enemy to delay defensive preparations. 3. Disrupts the enemy's obstacle preparations.

**TASK:** Disrupt Enemy Movement and Operations Using Tactical Nuclear Weapons (5-OPFOR-0016)

**CONDITION:** The opposing forces (OPFOR) element has located the enemy. Priority intelligence requirements (PIR) and other intelligence requirements have been obtained by OPFOR patrols. Tactical nuclear weapons are employed against key locations in the rear area.

**STANDARD:** The OPFOR element disrupts enemy movement and operations. 1. Disrupts or delays the movement of the enemy's equipment and supplies to the forward areas. 2. Destroys enemy equipment and supplies. 3. Inflicts a high rate of nuclear casualties among the enemy forces. 4. Denies the enemy the use of specified areas. 5. Contaminates the enemy's equipment and supplies.

**TASK:** Disrupt Quartering Party Operations (5-OPFOR-0017)

**CONDITION:** The enemy is conducting quartering party operations. It has established an assembly area (AA) but has not moved in the main body.

**STANDARD:** The opposing forces (OPFOR) element attempts to disrupt quartering party operations and infiltrate the enemy's AA. 1. Locates the quartering party and the AA. 2. Surprises the main body. 3. Penetrates the AA with squad-size probes. 4. Inflicts personnel casualties and vehicle damage. 5. Disrupts the unit's preparations (prevents or delays beyond the unit's allotted time).

**TASK:** Disrupt Enemy Movement and Operations Using Persistent and Nonpersistent Chemical Weapons (5-OPFOR-0015)

**CONDITION:** The opposing forces (OPFOR) element has located the enemy. Priority intelligence requirements (PIR) and other intelligence requirements have been obtained by OPFOR patrols. The OPFOR units deliver chemical agents, by means of conventional artillery weapons or aircraft, along selected supply routes and key bases in the rear area.

**STANDARD:** The OPFOR element disrupts enemy movement and operations using persistent and nonpersistent chemical weapons. 1. Delivers chemical agents in low and densely wooded areas. 2. Delays the movement of enemy supplies and equipment to the forward areas. 3. Restricts the movement of the enemy units in the rear area. 4. Channels the movement of enemy units into predesignated ambush areas. 5. Contaminates enemy supplies and equipment. 6. Inflicts a high rate of casualties on enemy forces.

**TASK:** Disrupt Movement (5-OPFOR-0014)

**CONDITION:** The enemy is expected to move through the opposing forces (OPFOR) element's area of operations. The OPFOR element has received an operation order (OPORD) or fragmentary order (FRAGO) to disrupt enemy movement. The enemy has the capability to defend with direct fire and antiarmor weapons.

**STANDARD:** The OPFOR element delays enemy movement. 1. Delays the element. 2. Forces the element to deviate from its route. 3. Prevents the element from reaching its destination. 4. Surprises the element's main body.

**TASK:** Counter Passage of Lines (5-OPFOR-0012)

**CONDITION:** Enemy forces are in defensive positions, but they are expected to attempt passage-of-lines operations. The opposing forces (OPFOR) received orders to disrupt enemy passage-of-lines operations.

**STANDARD:** The OPFOR element delays or prevents enemy passage of lines. 1. Delays the passage. 2. Prevents the company from moving all personnel through the stationary unit. 3. Engages the main body of either the moving or the stationary unit.

**TASK:** Disrupt Assembly Area (AA) Activities (5-OPFOR-0013)

**CONDITION:** Intelligence reports indicate that platoon- and company-size enemy units are operating in the opposing forces (OPFOR) area of operations. Enemy units can defend from AAs with direct fire, antiarmor weapons, and indirect fire. The enemy has close air support (CAS) and nuclear, biological, and chemical (NBC) capabilities.

**STANDARD:** The OPFOR element locates and disrupts the enemy's AA activities. 1. Locates the element's AA. 2. Probes the AA with squad- or team-size elements. 3. Inflicts more than 5 percent casualties on the element. 4. Disrupts the element's preparations (prevents or delays beyond the element's allotted time).

**TASK:** Attack (5-OPFOR-0001)

**CONDITION:** The opposing forces (OPFOR) element has located the enemy. The priority intelligence requirements (PIR) and other intelligence requirements have been obtained by OPFOR patrols. The OPFOR element has automatic and antiarmor weapons and light mortars.

**STANDARD:** The OPFOR element attempts to seize the terrain, vehicles, or equipment. 1. Develops an attack plan. 2. Surprises the enemy unit's main body. 3. Initiates the attack using a scheme of maneuver that exploits the enemy's flanks, gaps, and weaknesses. 4. Uses covered and concealed routes to approach the enemy forces' flanks, gaps, or weakly held areas. 5. Employs indirect fire to support the attack. 6. Penetrates enemy defenses. 7. Destroys equipment and supplies. 8. Inflicts heavy casualties. 9. Isolates the combat service support (CSS) base by blocking reinforcements. 10. Forces enemy units to displace. 11. Avoids being fixed in one position. 12. Withdraws before the CSS base is reinforced with tactical combat forces.

**TASK:** Conduct Air Attacks (5-OPFOR-0002)

**CONDITION:** The opposing forces (OPFOR) element in the rear area has forwarded the positions of the enemy support sites or the locations of moving elements. The OPFOR aircraft have been dispatched to attack enemy installations or convoys.

**STANDARD:** The OPFOR element attempts to delay, disrupt, or damage the enemy targets by air. 1. Locates the target (support sites or convoys). 2. Makes attack runs on the designated targets. 3. Inflicts heavy damage to the selected target. 4. Sustains no loss of aircraft. 5. Delays moving the force for more than one hour.

**ELEMENTS:** Team Headquarters  
Heavy Diving Section

**TASK:** Maintain Operations Security (OPSEC) (71-2-0332.05-T01A)  
 (AR 530-1) (AR 380-5) (FM 24-33)  
 (FM 24-35) (FM 24-35-1) (FM 3-19.30)  
 (FM 34-60)

**ITERATION:** 1 2 3 4 5 M (Circle)  
**COMMANDER/LEADER ASSESSMENT:** T P U (Circle)

**CONDITIONS:** The element is operating where the enemy can detect it. The enemy can employ electronic warfare (EW) measures and air and ground reconnaissance elements. It can also use the local populace and enemy intelligence agencies. Some iterations of this task should be performed in MOPP4.

**TASK STANDARDS:** The element prevents the enemy from learning its strength, dispositions, intentions, and any essential elements of friendly information (EEFI) or surprising its main body. The time required to perform this task is increased when conducting it in mission-oriented protection posture (MOPP) 4.

TASK STEPS AND PERFORMANCE MEASURES	GO	NO-GO
<p>* 1. Leaders check or perform information security measures.</p> <ul style="list-style-type: none"> <li>a. Disseminated the information on a need-to-know basis.</li> <li>b. Prohibited fraternization with civilians, as applicable.</li> <li>c. Conducted alerts, deployment preparations, and loading operations to minimize detection.</li> <li>d. Ensured that maps contained only the minimum-essential information.</li> <li>e. Conducted inspections and gave briefings to ensure that personnel did not carry any details of military activities in their personal materials, such as letters, diaries, notes, drawings, sketches, or photographs.</li> <li>f. Sanitized all planning areas and positions before departure.</li> </ul> <p>2. The element performs camouflage discipline.</p> <ul style="list-style-type: none"> <li>a. Used natural concealment and camouflage materials, whenever possible, to prevent ground or air observation.</li> <li>b. Moved on covered and concealed routes.</li> <li>c. Covered all reflective surfaces and unit markings with nonreflective material, such as cloth, mud, or a camouflage stick.</li> <li>d. Covered or removed all vehicle markings.</li> </ul> <p>3. The element camouflages individual positions and equipment to prevent detection from 35 meters or greater and camouflages vehicles to prevent detection from 100 meters or greater.</p> <ul style="list-style-type: none"> <li>a. Ensured that the foliage was not stripped near the unit's position.</li> <li>b. Camouflaged earth berms.</li> <li>c. Ensured that the camouflage nets were properly erected.</li> <li>d. Avoided crossing near footpaths, trails, and roads.</li> <li>e. Erased any tracks leading into the positions.</li> <li>f. Ensured that vehicles that were parked in the shadows were moved as the shadows shifted.</li> <li>g. Replaced and replenished the camouflage, as needed.</li> <li>h. Avoided movement in the area to prevent ground and air detection.</li> </ul>		

TASK STEPS AND PERFORMANCE MEASURES	GO	NO-GO
<p>4. The element employs and the company's net control station (NCS) enforces communications security (COMSEC).</p> <ul style="list-style-type: none"> <li>a. Enforced signal operation instructions (SOI) and signal supplemental instructions (SSI) procedures, such as challenges, authentications decoding, and call signs and frequencies and ensured that the monitored traffic did not reveal information to the enemy.</li> <li>b. Employed approved radiotelephone operator (RATELO) procedures.</li> <li>c. Followed COMSEC procedures, such as keeping transmissions short, using the lowest possible power settings, using directional antennas, changing transmission patterns, and maintaining radio silence.</li> <li>d. Followed procedures for operations during jamming.</li> <li>e. Made maximum use of the messenger and wire service.</li> <li>f. Used visual signals according to the unit's standing operating procedure (SOP).</li> </ul> <p>5. The element employs physical security measures.</p> <ul style="list-style-type: none"> <li>a. Employed observation posts (OPs).</li> <li>b. Employed counterreconnaissance patrols.</li> <li>c. Followed stand-to procedures.</li> <li>d. Employed mines and obstacles, when permitted.</li> <li>e. Tied in with adjacent units for coordination and fire.</li> <li>f. Used the challenge and password.</li> <li>g. Limited access into the unit's area.</li> <li>h. Safeguarded weapons, ammunition, sensitive items, and classified documents.</li> <li>i. Picked up litter.</li> <li>j. Employed air guards.</li> </ul> <p>* 6. All leaders enforce noise and light discipline.</p>		

TASK PERFORMANCE / EVALUATION SUMMARY BLOCK							
ITERATION	1	2	3	4	5	M	TOTAL
TOTAL TASK STEPS EVALUATED							
TOTAL TASK STEPS "GO"							
TRAINING STATUS "GO"/"NO-GO"							

"\*" indicates a leader task step.

**SUPPORTING INDIVIDUAL TASKS**

Task Number	Task Title	References
071-325-4425	Employ an M18A1 Claymore Mine	STP 21-1-SMCT
071-325-4426	Recover an M18A1 Claymore Mine	STP 21-1-SMCT
071-331-0801	Challenge Persons Entering Your Area	STP 21-1-SMCT
071-331-0815	Practice Noise, Light, and Litter Discipline	STP 21-1-SMCT

**SUPPORTING COLLECTIVE TASKS: NONE**



## OPFOR TASKS AND STANDARDS

**TASK:** Surrender to the Capturing Unit on the Battlefield (5-OPFOR-0024)

**CONDITION:** The enemy has captured the opposing forces (OPFOR) element's soldiers, documents, and equipment sensitive to the OPFOR tactical operations.

**STANDARD:** The OPFOR soldiers retain or destroy documents and equipment. The OPFOR element surrenders documents and equipment of no tactical use to the enemy and attempts to conceal or destroy items of tactical value. The OPFOR element attempts escape and evasion. 1. Prevents the successful capture of documents and equipment. 2. Destroys documents and equipment. 3. Removes identifying markings from equipment. 4. Removes unit-identifying insignia. 5. Provides misleading information. 6. Plans an escape. 7. Delays movement to the nearest collection point. 8. Prevents safeguarding of enemy prisoners of war (EPWs) in order to cause embarrassment to the United States (US).

**TASK:** Disrupt a Route Reconnaissance (5-OPFOR-0021)

**CONDITION:** The enemy is conducting a route reconnaissance. The opposing forces (OPFOR) element is positioned along the enemy's route.

**STANDARD:** The OPFOR element attempts to disrupt a squad/section conducting a route reconnaissance. 1. Prevents the unit from meeting its specified time schedule. 2. Forces the unit to deviate from its specified route. 3. Prevents the unit from reaching its assigned destination. 4. Surprises the squad/section. 5. Inflicts casualties on the unit.

**TASK:** Conduct an Attack (5-OPFOR-0008)

**CONDITION:** The enemy is conducting tactical operations. The opposing forces (OPFOR) element receives orders to attack the enemy, the area of occupation, or the main supply route (MSR) with smoke.

**STANDARD:** The OPFOR element disrupts the enemy's movement and smoke operations. 1. Determines the delivery method of the smoke attack. 2. Locates the target. 3. Delivers the smoke attack downwind. 4. Attacks the enemy with smoke, and surge attacks when the enemy responds to the smoke.

**TASK:** Conduct a Raid (5-OPFOR-0004)

**CONDITION:** The opposing forces (OPFOR) element has occupied an objective rally point and has orders to conduct a raid on a combat service support (CSS) base.

**STANDARD:** The OPFOR element infiltrates the enemy's base and destroys all of the targets. 1. Surprises the enemy forces. 2. Assaults the support base and accomplishes the assigned tasks. 3. Destroys the specified equipment and supplies. 4. Avoids being decisively engaged. 5. Withdraws all personnel from the objective areas within the time prescribed. 6. Obtains all priority intelligence requirements (PIR) from the raid site. 7. Sustains only light casualties from enemy fire.

**TASK:** Conduct an Aerial Reconnaissance (5-OPFOR-0010)

**CONDITION:** The opposing forces (OPFOR) headquarters (HQ) element requires intelligence on the locations and identification of enemy elements. An aircraft is dispatched to take photographs and make a visual inspection of the enemy rear area.

**STANDARD:** The OPFOR element gathers photograph intelligence of the enemy. 1. Photographs the assigned sectors. 2. Makes quick visual checks where the ceiling is low. 3. Locates enemy positions in the area, particularly support and storage bases, and command and control (C2) facilities. 4. Sustains no loss of aircraft. 5. Reports priority intelligence requirements (PIR) and other information requirements to the OPFOR HQ.

**TASK:** Defeat Obstacles (5-OPFOR-0009)

**CONDITION:** The opposing forces (OPFOR) element encounters an obstacle that blocks the avenue of approach as it advances upon the enemy forces.

**STANDARD:** The OPFOR element bypasses or breaches the enemy obstacle. 1. Detects the obstacle before halting its main body. 2. Defeats the obstacle. a. Bypasses the obstacle without entering the engagement areas. b. Breaches the obstacle within 45 minutes and passes its entire force through the obstacle. 3. Does not incur degradation to the point that the mission must be discontinued.

**TASK:** Disrupt Construction of Vehicle Fighting Positions (5-OPFOR-0020)

**CONDITION:** The opposing forces (OPFOR) element has located the enemy. The priority intelligence requirements (PIR) and other intelligence obtained by OPFOR patrols indicate the enemy is constructing vehicle fighting positions within its defensive area. The OPFOR element has automatic and antiarmor weapons and light mortars.

**STANDARD:** The OPFOR element attempts to disrupt the enemy's efforts to establish vehicle fighting positions. 1. Locates the defensive area. 2. Surprises the main body. 3. Penetrates the defensive area with squad-size probes. 4. Inflicts casualties on the unit. 5. Destroys vehicles. 6. Disrupts the unit's preparations (prevents or delays beyond the unit's allotted time).

**TASK:** Disrupt an Engineer Reconnaissance (5-OPFOR-0022)

**CONDITION:** The enemy is conducting an engineer reconnaissance. The opposing forces (OPFOR) element is positioned along the enemy's route.

**STANDARD:** The OPFOR element disrupts an engineer reconnaissance. 1. Prevents the unit from meeting its specified time schedule. 2. Forces the unit to deviate from its specified route. 3. Prevents the unit from accomplishing its assigned engineer reconnaissance. 4. Surprises the unit conducting the reconnaissance.

**TASK:** Defend a Minefield (5-OPFOR-0023)

**CONDITION:** The enemy is conducting a minefield sweeping operation. The opposing forces (OPFOR) element has a minefield placed in the enemy's path. The minefield is under constant observation and fire.

**STANDARD:** The OPFOR element defends a minefield against an enemy element conducting a minefield sweeping operation. 1. Prevents the unit from detecting the obstacle. 2. Disrupts the minefield sweeping operation. 3. Prevents the unit from conducting the minefield sweeping operation, prevents the unit from moving all personnel through the breach or delays the completion of the minefield sweeping operation for more than 45 minutes.

**TASK:** Conduct Terrorist and Saboteur Attacks (5-OPFOR-0005)

**CONDITION:** The opposing forces (OPFOR) element dispatches small teams into the enemy's rear area to disrupt combat service support (CSS) operations.

**STANDARD:** The enemy sustains disrupted command and control (C2), destroyed equipment and supplies, and light casualties. 1. Locates rear support bases and C2 facilities. 2. Delays and disrupts CSS operations through probes. 3. Infiltrates CSS bases to conduct sabotage and terrorist activities. 4. Inflicts light casualties. 5. Destroys supplies and equipment.

**TASK:** Conduct Sniper Operations (5-OPFOR-0006)

**CONDITION:** The opposing forces (OPFOR) element has assigned snipers (regular or irregular elements) in the enemy's rear area along the main supply route (MSR) and near support sites.

**STANDARD:** The OPFOR element kills or wounds targets. 1. Sets up a well-concealed location. 2. Engages vehicle drivers or personnel on foot with short bursts of semiautomatic fire. 3. Kills or wounds selected targets. 4. Prevents the position from being discovered by enemy forces. 5. Evacuates the area without being spotted. 6. Reports all specified priority intelligence requirements (PIR) and other intelligence requirements to the OPFOR headquarters (HQ).

**TASK:** Maintain Contact (5-OPFOR-0003)

**CONDITION:** The opposing forces (OPFOR) element is engaged with enemy base defense forces. The enemy forces are withdrawing under pressure.

**STANDARD:** The OPFOR element maintains enemy contact while the enemy withdraws. 1. Engages the enemy forces decisively. 2. Advances the OPFOR as the enemy forces withdraw. 3. Inflicts heavy casualties. 4. Captures the members of the enemy force. 5. Captures documents and equipment. 6. Safeguards captured documents, equipment, and personnel.

**TASK:** Conduct an Ambush (5-OPFOR-0007)

**CONDITION:** The enemy is moving in a convoy. The opposing forces (OPFOR) element is positioned along the enemy's route.

**STANDARD:** The OPFOR element inflicts casualties on the enemy and causes vehicle and equipment damage. 1. Prepares an ambush site before the element arrives. 2. Surprises march element forces. 3. Inflicts heavy casualties within the designated kill zone. 4. Inflicts heavy damage to vehicles and equipment within the designated kill zone. 5. Delays the march element from reaching a specified destination for a specified period of time. 6. Withdraws on order. 7. Sustains no casualties. 8. Reports actions to superiors.

**TASK:** Disrupt a Net Control Station (NCS) (5-OPFOR-0019)

**CONDITION:** The enemy has established a NCS. The opposing forces (OPFOR) element has radio and jamming equipment.

**STANDARD:** The OPFOR element attempts to disrupt an NCS. 1. Attempts to locate the radio frequency that the unit is operating on. 2. Attempts to enter the radio net. 3. Attempts to issue "bogus" orders to a unit on the net. 4. Jams the radio frequency and forces the unit to go to an alternate frequency.

**TASK:** Disrupt Defensive Preparations (5-OPFOR-0018)

**CONDITION:** The opposing forces (OPFOR) element has located the enemy. Priority intelligence requirements (PIR) and other intelligence requirements obtained by OPFOR patrols indicate that the enemy elements are establishing defensive positions. The OPFOR element has automatic and antiarmor weapons and light mortars.

**STANDARD:** The OPFOR element disrupts and delays the enemy's defensive preparations. 1. Locates and penetrates the enemy's security system. 2. Forces the enemy to delay defensive preparations. 3. Disrupts the enemy's obstacle preparations.

**TASK:** Disrupt Enemy Movement and Operations Using Tactical Nuclear Weapons (5-OPFOR-0016)

**CONDITION:** The opposing forces (OPFOR) element has located the enemy. Priority intelligence requirements (PIR) and other intelligence requirements have been obtained by OPFOR patrols. Tactical nuclear weapons are employed against key locations in the rear area.

**STANDARD:** The OPFOR element disrupts enemy movement and operations. 1. Disrupts or delays the movement of the enemy's equipment and supplies to the forward areas. 2. Destroys enemy equipment and supplies. 3. Inflicts a high rate of nuclear casualties among the enemy forces. 4. Denies the enemy the use of specified areas. 5. Contaminates the enemy's equipment and supplies.

**TASK:** Disrupt Quarters Party Operations (5-OPFOR-0017)

**CONDITION:** The enemy is conducting quarters party operations. It has established an assembly area (AA) but has not moved in the main body.

**STANDARD:** The opposing forces (OPFOR) element attempts to disrupt quarters party operations and infiltrate the enemy's AA. 1. Locates the quarters party and the AA. 2. Surprises the main body. 3. Penetrates the AA with squad-size probes. 4. Inflicts personnel casualties and vehicle damage. 5. Disrupts the unit's preparations (prevents or delays beyond the unit's allotted time).

**TASK:** Disrupt Enemy Movement and Operations Using Persistent and Nonpersistent Chemical Weapons (5-OPFOR-0015)

**CONDITION:** The opposing forces (OPFOR) element has located the enemy. Priority intelligence requirements (PIR) and other intelligence requirements have been obtained by OPFOR patrols. The OPFOR units deliver chemical agents, by means of conventional artillery weapons or aircraft, along selected supply routes and key bases in the rear area.

**STANDARD:** The OPFOR element disrupts enemy movement and operations using persistent and nonpersistent chemical weapons. 1. Delivers chemical agents in low and densely wooded areas. 2. Delays the movement of enemy supplies and equipment to the forward areas. 3. Restricts the movement of the enemy units in the rear area. 4. Channels the movement of enemy units into predesignated ambush areas. 5. Contaminates enemy supplies and equipment. 6. Inflicts a high rate of casualties on enemy forces.

**TASK:** Disrupt Movement (5-OPFOR-0014)

**CONDITION:** The enemy is expected to move through the opposing forces (OPFOR) element's area of operations. The OPFOR element has received an operation order (OPORD) or fragmentary order (FRAGO) to disrupt enemy movement. The enemy has the capability to defend with direct fire and antiarmor weapons.

**STANDARD:** The OPFOR element delays enemy movement. 1. Delays the element. 2. Forces the element to deviate from its route. 3. Prevents the element from reaching its destination. 4. Surprises the element's main body.

**TASK:** Counter Passage of Lines (5-OPFOR-0012)

**CONDITION:** Enemy forces are in defensive positions, but they are expected to attempt passage-of-lines operations. The opposing forces (OPFOR) received orders to disrupt enemy passage-of-lines operations.

**STANDARD:** The OPFOR element delays or prevents enemy passage of lines. 1. Delays the passage. 2. Prevents the company from moving all personnel through the stationary unit. 3. Engages the main body of either the moving or the stationary unit.

**TASK:** Disrupt Assembly Area (AA) Activities (5-OPFOR-0013)

**CONDITION:** Intelligence reports indicate that platoon- and company-size enemy units are operating in the opposing forces (OPFOR) area of operations. Enemy units can defend from AAs with direct fire, antiarmor weapons, and indirect fire. The enemy has close air support (CAS) and nuclear, biological, and chemical (NBC) capabilities.

**STANDARD:** The OPFOR element locates and disrupts the enemy's AA activities. 1. Locates the element's AA. 2. Probes the AA with squad- or team-size elements. 3. Inflicts more than 5 percent casualties on the element. 4. Disrupts the element's preparations (prevents or delays beyond the element's allotted time).

**TASK:** Attack (5-OPFOR-0001)

**CONDITION:** The opposing forces (OPFOR) element has located the enemy. The priority intelligence requirements (PIR) and other intelligence requirements have been obtained by OPFOR patrols. The OPFOR element has automatic and antiarmor weapons and light mortars.

**STANDARD:** The OPFOR element attempts to seize the terrain, vehicles, or equipment. 1. Develops an attack plan. 2. Surprises the enemy unit's main body. 3. Initiates the attack using a scheme of maneuver that exploits the enemy's flanks, gaps, and weaknesses. 4. Uses covered and concealed routes to approach the enemy forces' flanks, gaps, or weakly held areas. 5. Employs indirect fire to support the attack. 6. Penetrates enemy defenses. 7. Destroys equipment and supplies. 8. Inflicts heavy casualties. 9. Isolates the combat service support (CSS) base by blocking reinforcements. 10. Forces enemy units to displace. 11. Avoids being fixed in one position. 12. Withdraws before the CSS base is reinforced with tactical combat forces.

**TASK:** Conduct Air Attacks (5-OPFOR-0002)

**CONDITION:** The opposing forces (OPFOR) element in the rear area has forwarded the positions of the enemy support sites or the locations of moving elements. The OPFOR aircraft have been dispatched to attack enemy installations or convoys.

**STANDARD:** The OPFOR element attempts to delay, disrupt, or damage the enemy targets by air. 1. Locates the target (support sites or convoys). 2. Makes attack runs on the designated targets. 3. Inflicts heavy damage to the selected target. 4. Sustains no loss of aircraft. 5. Delays moving the force for more than one hour.

**ELEMENTS:** Team Headquarters  
Heavy Diving Section

**TASK:** Prepare Equipment for Air Movement Operations (05-5-0914)  
(FM 100-27)

**ITERATION:** 1 2 3 4 5 M (Circle)

**COMMANDER/LEADER ASSESSMENT:** T P U (Circle)

**CONDITIONS:** The team is directed to conduct air transport of equipment as part of an airborne operation. Skilled technical supervisors, special transportation, and materials-handling equipment (MHE) are available. Some iterations of this task should be performed in MOPP4.

**TASK STANDARDS:** Equipment for the operation is selected according to the marshalling plan. The equipment is broken down into sections, if necessary. It is cleaned, loaded, and rigged so that the load is secure and will not be rejected when inspected by air movement inspectors. The time required to perform this task is increased when conducting it in mission-oriented protection posture (MOPP) 4.

TASK STEPS AND PERFORMANCE MEASURES	GO	NO-GO
<p>* 1. The team leader conducts troop-leading procedures.</p> <p>* 2. The team leader plans and coordinates the operation.</p> <ul style="list-style-type: none"> <li>a. Requested aircraft through the battalion Operations and Training Officer (US Army) (S3).</li> <li>b. Coordinated with the battalion S3. Gave the type, quantity, and weight of the equipment and the number of personnel to be transported.</li> <li>c. Coordinated pickup and landing locations.</li> </ul> <p>* 3. The team leader coordinates pickup operations.</p> <ul style="list-style-type: none"> <li>a. Conducted a reconnaissance of the airstrip and access routes onto it.</li> <li>b. Requested additional personnel; for example, medics and mechanics.</li> <li>c. Determined load priorities.</li> <li>d. Coordinated equipment arrival times at the airstrip.</li> <li>e. Placed equipment at least 100 meters apart.</li> </ul> <p>4. The team prepares equipment for movement.</p> <ul style="list-style-type: none"> <li>a. Cleaned equipment of all loose dirt, mud, and grease.</li> <li>b. Disassembled equipment into appropriate parts as required by aircraft restrictions.</li> <li>c. Rigged equipment so that it would stay in place during transport.</li> </ul> <p>* 5. The team leader/senior sergeant inspects the rigging of the equipment within the aircraft.</p> <p>* 6. The team leader/senior sergeant submits status reports as prescribed in the unit standing operating procedure (SOP).</p> <p>NOTE: Crew chiefs and qualified air movement personnel advise, inspect, and approve loads on aircraft.</p>		

TASK PERFORMANCE / EVALUATION SUMMARY BLOCK							
ITERATION	1	2	3	4	5	M	TOTAL
TOTAL TASK STEPS EVALUATED							
TOTAL TASK STEPS "GO"							
TRAINING STATUS "GO"/"NO-GO"							

"\*" indicates a leader task step.

**SUPPORTING INDIVIDUAL TASKS**

<b>Task Number</b>	<b>Task Title</b>	<b>References</b>
052-254-1065	Prepare Heavy Construction Equipment for Transportation	STP 5-62E12-SM-TG
052-255-1048	Load/Unload Crane on Transport	STP 5-62F12-SM-TG
052-255-1049	Prepare Crane Attachments for Transport	STP 5-62F12-SM-TG

**SUPPORTING COLLECTIVE TASKS**

<b>Task Number</b>	<b>Task Title</b>	<b>References</b>
05-1-0050	Coordinate for Medical Services	ARTEP 5-025-66-MTP ARTEP 5-155-66-MTP ARTEP 5-425-66-MTP ARTEP 5-445-64-MTP ARTEP 5-445-66-MTP ARTEP 5-530-10-MTP ARTEP 5-530-12-MTP ARTEP 5-530-16-MTP
05-2-1218	Conduct Report Procedures	ARTEP 5-026-34-MTP ARTEP 5-027-10-MTP ARTEP 5-053-11-MTP ARTEP 5-053-12-MTP ARTEP 5-053-35-MTP ARTEP 5-063-10-MTP ARTEP 5-063-11-MTP ARTEP 5-063-35-MTP ARTEP 5-113-11-MTP ARTEP 5-113-12-MTP ARTEP 5-113-35-MTP ARTEP 5-156-34-MTP ARTEP 5-157-10-MTP ARTEP 5-216-34-MTP ARTEP 5-217-10-MTP ARTEP 5-335-60-MTP ARTEP 5-335-65-MTP ARTEP 5-337-10-MTP ARTEP 5-337-35-MTP ARTEP 5-423-11-MTP ARTEP 5-424-35-MTP ARTEP 5-426-34-MTP ARTEP 5-427-10-MTP ARTEP 5-434-35-MTP

**SUPPORTING COLLECTIVE TASKS**

Task Number	Task Title	References
05-3-1018	Conduct Troop-Leading Procedures	ARTEP 5-435-67-MTP
		ARTEP 5-437-10-MTP
		ARTEP 5-437-11-MTP
		ARTEP 5-437-36-MTP
		ARTEP 5-437-38-MTP
		ARTEP 5-446-34-MTP
		ARTEP 5-446-36-MTP
		ARTEP 5-447-10-MTP
		ARTEP 5-447-11-MTP
		ARTEP 5-463-10-MTP
		ARTEP 5-463-12-MTP
		ARTEP 5-463-15-MTP
		ARTEP 5-463-17-MTP
		ARTEP 5-473-35-MTP
		ARTEP 5-603-35-MTP
		ARTEP 5-605-66-MTP
		ARTEP 5-025-66-MTP
		ARTEP 5-026-34-MTP
		ARTEP 5-027-10-MTP
		ARTEP 5-027-35-MTP
		ARTEP 5-053-11-MTP
		ARTEP 5-053-12-MTP
		ARTEP 5-053-35-MTP
		ARTEP 5-063-10-MTP
		ARTEP 5-063-11-MTP
		ARTEP 5-063-35-MTP
		ARTEP 5-113-11-MTP
		ARTEP 5-113-12-MTP
		ARTEP 5-113-35-MTP
		ARTEP 5-145-12-MTP
		ARTEP 5-155-66-MTP
		ARTEP 5-156-34-MTP
		ARTEP 5-157-10-MTP
		ARTEP 5-157-35-MTP
		ARTEP 5-215-66-MTP
		ARTEP 5-216-34-MTP
		ARTEP 5-217-10-MTP
		ARTEP 5-217-35-MTP
		ARTEP 5-332-68-MTP
		ARTEP 5-335-70-MTP
ARTEP 5-336-34-MTP		
ARTEP 5-337-10-MTP		
ARTEP 5-415-66-MTP		
ARTEP 5-416-14-MTP		
ARTEP 5-417-13-MTP		
ARTEP 5-417-17-MTP		
ARTEP 5-417-35-MTP		
ARTEP 5-424-35-MTP		
ARTEP 5-425-66-MTP		
ARTEP 5-426-34-MTP		
ARTEP 5-427-10-MTP		
ARTEP 5-427-35-MTP		
ARTEP 5-434-35-MTP		



**SUPPORTING COLLECTIVE TASKS**

Task Number	Task Title	References
		ARTEP 5-435-67-MTP
		ARTEP 5-436-35-MTP
		ARTEP 5-436-37-MTP
		ARTEP 5-437-10-MTP
		ARTEP 5-437-11-MTP
		ARTEP 5-437-36-MTP
		ARTEP 5-437-38-MTP
		ARTEP 5-443-10-MTP
		ARTEP 5-443-12-MTP
		ARTEP 5-443-14-MTP
		ARTEP 5-443-35-MTP
		ARTEP 5-445-64-MTP
		ARTEP 5-445-66-MTP
		ARTEP 5-446-34-MTP
		ARTEP 5-446-36-MTP
		ARTEP 5-447-10-MTP
		ARTEP 5-447-11-MTP
		ARTEP 5-447-35-MTP
		ARTEP 5-447-37-MTP
		ARTEP 5-463-10-MTP
		ARTEP 5-463-12-MTP
		ARTEP 5-463-15-MTP
		ARTEP 5-463-17-MTP
		ARTEP 5-463-35-MTP
		ARTEP 5-463-36-MTP
		ARTEP 5-473-35-MTP
		ARTEP 5-493-38-MTP
		ARTEP 5-500-66-MTP
		ARTEP 5-520-10-MTP
		ARTEP 5-520-12-MTP
		ARTEP 5-520-14-MTP
		ARTEP 5-530-14-MTP
		ARTEP 5-530-16-MTP
		ARTEP 5-540-14-MTP
		ARTEP 5-603-35-MTP
		ARTEP 5-605-66-MTP
		ARTEP 5-606-34-MTP
		ARTEP 5-607-35-MTP
		ARTEP 5-608-35-MTP
		ARTEP 5-615-66-MTP
		ARTEP 5-616-34-MTP
		ARTEP 5-617-35-MTP

**OPFOR TASKS AND STANDARDS**

**TASK:** Conduct a Raid (5-OPFOR-0004)

**CONDITION:** The opposing forces (OPFOR) element has occupied an objective rally point and has orders to conduct a raid on a combat service support (CSS) base.

**STANDARD:** The OPFOR element infiltrates the enemy's base and destroys all of the targets. 1. Surprises the enemy forces. 2. Assaults the support base and accomplishes the assigned tasks. 3. Destroys the specified equipment and supplies. 4. Avoids being decisively engaged. 5. Withdraws all personnel from the objective areas within the time prescribed. 6. Obtains all priority intelligence requirements (PIR) from the raid site. 7. Sustains only light casualties from enemy fire.

**TASK:** Conduct an Aerial Reconnaissance (5-OPFOR-0010)

**CONDITION:** The opposing forces (OPFOR) headquarters (HQ) element requires intelligence on the locations and identification of enemy elements. An aircraft is dispatched to take photographs and make a visual inspection of the enemy rear area.

**STANDARD:** The OPFOR element gathers photograph intelligence of the enemy. 1. Photographs the assigned sectors. 2. Makes quick visual checks where the ceiling is low. 3. Locates enemy positions in the area, particularly support and storage bases, and command and control (C2) facilities. 4. Sustains no loss of aircraft. 5. Reports priority intelligence requirements (PIR) and other information requirements to the OPFOR HQ.

**TASK:** Defeat Obstacles (5-OPFOR-0009)

**CONDITION:** The opposing forces (OPFOR) element encounters an obstacle that blocks the avenue of approach as it advances upon the enemy forces.

**STANDARD:** The OPFOR element bypasses or breaches the enemy obstacle. 1. Detects the obstacle before halting its main body. 2. Defeats the obstacle. a. Bypasses the obstacle without entering the engagement areas. b. Breaches the obstacle within 45 minutes and passes its entire force through the obstacle. 3. Does not incur degradation to the point that the mission must be discontinued.

**TASK:** Conduct an Attack (5-OPFOR-0008)

**CONDITION:** The enemy is conducting tactical operations. The opposing forces (OPFOR) element receives orders to attack the enemy, the area of occupation, or the main supply route (MSR) with smoke.

**STANDARD:** The OPFOR element disrupts the enemy's movement and smoke operations. 1. Determines the delivery method of the smoke attack. 2. Locates the target. 3. Delivers the smoke attack downwind. 4. Attacks the enemy with smoke, and surge attacks when the enemy responds to the smoke.

**TASK:** Disrupt Construction of Vehicle Fighting Positions (5-OPFOR-0020)

**CONDITION:** The opposing forces (OPFOR) element has located the enemy. The priority intelligence requirements (PIR) and other intelligence obtained by OPFOR patrols indicate the enemy is constructing vehicle fighting positions within its defensive area. The OPFOR element has automatic and antiarmor weapons and light mortars.

**STANDARD:** The OPFOR element attempts to disrupt the enemy's efforts to establish vehicle fighting positions. 1. Locates the defensive area. 2. Surprises the main body. 3. Penetrates the defensive area with squad-size probes. 4. Inflicts casualties on the unit. 5. Destroys vehicles. 6. Disrupts the unit's preparations (prevents or delays beyond the unit's allotted time).

**TASK:** Disrupt an Engineer Reconnaissance (5-OPFOR-0022)

**CONDITION:** The enemy is conducting an engineer reconnaissance. The opposing forces (OPFOR) element is positioned along the enemy's route.

**STANDARD:** The OPFOR element disrupts an engineer reconnaissance. 1. Prevents the unit from meeting its specified time schedule. 2. Forces the unit to deviate from its specified route. 3. Prevents the unit from accomplishing its assigned engineer reconnaissance. 4. Surprises the unit conducting the reconnaissance.

**TASK:** Conduct Terrorist and Saboteur Attacks (5-OPFOR-0005)

**CONDITION:** The opposing forces (OPFOR) element dispatches small teams into the enemy's rear area to disrupt combat service support (CSS) operations.

**STANDARD:** The enemy sustains disrupted command and control (C2), destroyed equipment and supplies, and light casualties. 1. Locates rear support bases and C2 facilities. 2. Delays and disrupts CSS operations through probes. 3. Infiltrates CSS bases to conduct sabotage and terrorist activities. 4. Inflicts light casualties. 5. Destroys supplies and equipment.

**TASK:** Defend a Minefield (5-OPFOR-0023)

**CONDITION:** The enemy is conducting a minefield sweeping operation. The opposing forces (OPFOR) element has a minefield placed in the enemy's path. The minefield is under constant observation and fire.

**STANDARD:** The OPFOR element defends a minefield against an enemy element conducting a minefield sweeping operation. 1. Prevents the unit from detecting the obstacle. 2. Disrupts the minefield sweeping operation. 3. Prevents the unit from conducting the minefield sweeping operation, prevents the unit from moving all personnel through the breach or delays the completion of the minefield sweeping operation for more than 45 minutes.

**TASK:** Conduct an Ambush (5-OPFOR-0007)

**CONDITION:** The enemy is moving in a convoy. The opposing forces (OPFOR) element is positioned along the enemy's route.

**STANDARD:** The OPFOR element inflicts casualties on the enemy and causes vehicle and equipment damage. 1. Prepares an ambush site before the element arrives. 2. Surprises march element forces. 3. Inflicts heavy casualties within the designated kill zone. 4. Inflicts heavy damage to vehicles and equipment within the designated kill zone. 5. Delays the march element from reaching a specified destination for a specified period of time. 6. Withdraws on order. 7. Sustains no casualties. 8. Reports actions to superiors.

**TASK:** Maintain Contact (5-OPFOR-0003)

**CONDITION:** The opposing forces (OPFOR) element is engaged with enemy base defense forces. The enemy forces are withdrawing under pressure.

**STANDARD:** The OPFOR element maintains enemy contact while the enemy withdraws. 1. Engages the enemy forces decisively. 2. Advances the OPFOR as the enemy forces withdraw. 3. Inflicts heavy casualties. 4. Captures the members of the enemy force. 5. Captures documents and equipment. 6. Safeguards captured documents, equipment, and personnel.

**TASK:** Disrupt a Route Reconnaissance (5-OPFOR-0021)

**CONDITION:** The enemy is conducting a route reconnaissance. The opposing forces (OPFOR) element is positioned along the enemy's route.

**STANDARD:** The OPFOR element attempts to disrupt a squad/section conducting a route reconnaissance. 1. Prevents the unit from meeting its specified time schedule. 2. Forces the unit to deviate from its specified route. 3. Prevents the unit from reaching its assigned destination. 4. Surprises the squad/section. 5. Inflicts casualties on the unit.

**TASK:** Surrender to the Capturing Unit on the Battlefield (5-OPFOR-0024)

**CONDITION:** The enemy has captured the opposing forces (OPFOR) element's soldiers, documents, and equipment sensitive to the OPFOR tactical operations.

**STANDARD:** The OPFOR soldiers retain or destroy documents and equipment. The OPFOR element surrenders documents and equipment of no tactical use to the enemy and attempts to conceal or destroy items of tactical value. The OPFOR element attempts escape and evasion. 1. Prevents the successful capture of documents and equipment. 2. Destroys documents and equipment. 3. Removes identifying markings from equipment. 4. Removes unit-identifying insignia. 5. Provides misleading information. 6. Plans an escape. 7. Delays movement to the nearest collection point. 8. Prevents safeguarding of enemy prisoners of war (EPWs) in order to cause embarrassment to the United States (US).

**TASK:** Disrupt a Net Control Station (NCS) (5-OPFOR-0019)

**CONDITION:** The enemy has established a NCS. The opposing forces (OPFOR) element has radio and jamming equipment.

**STANDARD:** The OPFOR element attempts to disrupt an NCS. 1. Attempts to locate the radio frequency that the unit is operating on. 2. Attempts to enter the radio net. 3. Attempts to issue "bogus" orders to a unit on the net. 4. Jams the radio frequency and forces the unit to go to an alternate frequency.

**TASK:** Disrupt Defensive Preparations (5-OPFOR-0018)

**CONDITION:** The opposing forces (OPFOR) element has located the enemy. Priority intelligence requirements (PIR) and other intelligence requirements obtained by OPFOR patrols indicate that the enemy elements are establishing defensive positions. The OPFOR element has automatic and antiarmor weapons and light mortars.

**STANDARD:** The OPFOR element disrupts and delays the enemy's defensive preparations. 1. Locates and penetrates the enemy's security system. 2. Forces the enemy to delay defensive preparations. 3. Disrupts the enemy's obstacle preparations.

**TASK:** Disrupt Enemy Movement and Operations Using Tactical Nuclear Weapons (5-OPFOR-0016)

**CONDITION:** The opposing forces (OPFOR) element has located the enemy. Priority intelligence requirements (PIR) and other intelligence requirements have been obtained by OPFOR patrols. Tactical nuclear weapons are employed against key locations in the rear area.

**STANDARD:** The OPFOR element disrupts enemy movement and operations. 1. Disrupts or delays the movement of the enemy's equipment and supplies to the forward areas. 2. Destroys enemy equipment and supplies. 3. Inflicts a high rate of nuclear casualties among the enemy forces. 4. Denies the enemy the use of specified areas. 5. Contaminates the enemy's equipment and supplies.

**TASK:** Disrupt Quartering Party Operations (5-OPFOR-0017)

**CONDITION:** The enemy is conducting quartering party operations. It has established an assembly area (AA) but has not moved in the main body.

**STANDARD:** The opposing forces (OPFOR) element attempts to disrupt quartering party operations and infiltrate the enemy's AA. 1. Locates the quartering party and the AA. 2. Surprises the main body. 3. Penetrates the AA with squad-size probes. 4. Inflicts personnel casualties and vehicle damage. 5. Disrupts the unit's preparations (prevents or delays beyond the unit's allotted time).

**TASK:** Disrupt Enemy Movement and Operations Using Persistent and Nonpersistent Chemical Weapons (5-OPFOR-0015)

**CONDITION:** The opposing forces (OPFOR) element has located the enemy. Priority intelligence requirements (PIR) and other intelligence requirements have been obtained by OPFOR patrols. The OPFOR units deliver chemical agents, by means of conventional artillery weapons or aircraft, along selected supply routes and key bases in the rear area.

**STANDARD:** The OPFOR element disrupts enemy movement and operations using persistent and nonpersistent chemical weapons. 1. Delivers chemical agents in low and densely wooded areas. 2. Delays the movement of enemy supplies and equipment to the forward areas. 3. Restricts the movement of the enemy units in the rear area. 4. Channels the movement of enemy units into predesignated ambush areas. 5. Contaminates enemy supplies and equipment. 6. Inflicts a high rate of casualties on enemy forces.

**TASK:** Disrupt Movement (5-OPFOR-0014)

**CONDITION:** The enemy is expected to move through the opposing forces (OPFOR) element's area of operations. The OPFOR element has received an operation order (OPORD) or fragmentary order (FRAGO) to disrupt enemy movement. The enemy has the capability to defend with direct fire and antiarmor weapons.

**STANDARD:** The OPFOR element delays enemy movement. 1. Delays the element. 2. Forces the element to deviate from its route. 3. Prevents the element from reaching its destination. 4. Surprises the element's main body.

**TASK:** Disrupt Assembly Area (AA) Activities (5-OPFOR-0013)

**CONDITION:** Intelligence reports indicate that platoon- and company-size enemy units are operating in the opposing forces (OPFOR) area of operations. Enemy units can defend from AAs with direct fire, antiarmor weapons, and indirect fire. The enemy has close air support (CAS) and nuclear, biological, and chemical (NBC) capabilities.

**STANDARD:** The OPFOR element locates and disrupts the enemy's AA activities. 1. Locates the element's AA. 2. Probes the AA with squad- or team-size elements. 3. Inflicts more than 5 percent casualties on the element. 4. Disrupts the element's preparations (prevents or delays beyond the element's allotted time).

**TASK:** Counter Passage of Lines (5-OPFOR-0012)

**CONDITION:** Enemy forces are in defensive positions, but they are expected to attempt passage-of-lines operations. The opposing forces (OPFOR) received orders to disrupt enemy passage-of-lines operations.

**STANDARD:** The OPFOR element delays or prevents enemy passage of lines. 1. Delays the passage. 2. Prevents the company from moving all personnel through the stationary unit. 3. Engages the main body of either the moving or the stationary unit.

**TASK:** Attack (5-OPFOR-0001)

**CONDITION:** The opposing forces (OPFOR) element has located the enemy. The priority intelligence requirements (PIR) and other intelligence requirements have been obtained by OPFOR patrols. The OPFOR element has automatic and antiarmor weapons and light mortars.

**STANDARD:** The OPFOR element attempts to seize the terrain, vehicles, or equipment. 1. Develops an attack plan. 2. Surprises the enemy unit's main body. 3. Initiates the attack using a scheme of maneuver that exploits the enemy's flanks, gaps, and weaknesses. 4. Uses covered and concealed routes to approach the enemy forces' flanks, gaps, or weakly held areas. 5. Employs indirect fire to support the attack. 6. Penetrates enemy defenses. 7. Destroys equipment and supplies. 8. Inflicts heavy casualties. 9. Isolates the combat service support (CSS) base by blocking reinforcements. 10. Forces enemy units to displace. 11. Avoids being fixed in one position. 12. Withdraws before the CSS base is reinforced with tactical combat forces.

**TASK:** Conduct Air Attacks (5-OPFOR-0002)

**CONDITION:** The opposing forces (OPFOR) element in the rear area has forwarded the positions of the enemy support sites or the locations of moving elements. The OPFOR aircraft have been dispatched to attack enemy installations or convoys.

**STANDARD:** The OPFOR element attempts to delay, disrupt, or damage the enemy targets by air. 1. Locates the target (support sites or convoys). 2. Makes attack runs on the designated targets. 3. Inflicts heavy damage to the selected target. 4. Sustains no loss of aircraft. 5. Delays moving the force for more than one hour.

**TASK:** Conduct Sniper Operations (5-OPFOR-0006)

**CONDITION:** The opposing forces (OPFOR) element has assigned snipers (regular or irregular elements) in the enemy's rear area along the main supply route (MSR) and near support sites.

**STANDARD:** The OPFOR element kills or wounds targets. 1. Sets up a well-concealed location. 2. Engages vehicle drivers or personnel on foot with short bursts of semiautomatic fire. 3. Kills or wounds selected targets. 4. Prevents the position from being discovered by enemy forces. 5. Evacuates the area without being spotted. 6. Reports all specified priority intelligence requirements (PIR) and other intelligence requirements to the OPFOR headquarters (HQ).

**ELEMENTS:** Team Headquarters  
Heavy Diving Section

**TASK:** React to Indirect Fire (07-1-1923.05-T01A)  
(FM 7-7) (FM 7-10) (FM 7-7J)  
(FM 7-8)

**ITERATION:** 1 2 3 4 5 M (Circle)

**COMMANDER/LEADER ASSESSMENT:** T P U (Circle)

**CONDITIONS:** The element is moving, halted, or occupying a defensive position. Any member of the platoon gives the alert, "Incoming!" or a round impacts on or near their location. Some iterations of this task should be performed in MOPP4.

**TASK STANDARDS:** Within 2 seconds of the alert, the leader designates the direction and the distance to move. The platoon moves to the specified location. The time required to perform this task is increased when conducting it in mission-oriented protection posture (MOPP) 4.

TASK STEPS AND PERFORMANCE MEASURES	GO	NO-GO
<ol style="list-style-type: none"> <li>1. The element reacts to indirect fire while moving mounted.                             <ol style="list-style-type: none"> <li>a. The element leader gave the direction and distance to move; for example, "3 o'clock, 200 meters."</li> <li>b. Vehicle commanders repeated the "Incoming!" alert to squad personnel.                                     <ol style="list-style-type: none"> <li>(1) Personnel closed all hatches.</li> <li>(2) Drivers moved rapidly out of the impact area in the direction ordered by the leader.</li> </ol> </li> </ol> </li> <li>2. The element reacts to indirect fire while moving dismounted.                             <ol style="list-style-type: none"> <li>a. Ensured that if vehicles with mounted weapons were available, the vehicles--                                     <ol style="list-style-type: none"> <li>(1) Halted as close as possible to the dismounted team, allowing personnel to mount.</li> <li>(2) Moved rapidly out of the impact area in the direction ordered by the squad leader.</li> </ol> </li> <li>b. Ensured that if vehicles were not available, dismounted personnel kept low and ran out of the impact area in the direction and at the distance ordered by the squad leader.</li> </ol> </li> <li>3. The element reacts to indirect fire when in a defensive position.                             <ol style="list-style-type: none"> <li>a. Moved the vehicles immediately out of the impact area to alternate positions.</li> <li>b. Protected personnel by having each one go under the overhead cover of their fighting positions, if dismounted.</li> </ol> </li> <li>4. Element members move to designated rally points according to the element's operation order (OPORD).</li> <li>5. The element establishes immediate security at the designated rally point.</li> <li>6. The element consolidates and reorganizes.</li> <li>* 7. The element leader submits a shelling report (SHELREP) or a mortar bombing report (MORTREP) to higher headquarters (HQ).</li> </ol> <p>NOTE: Digital units send the SHELREP using frequency-modulated (FM) or digital means or the Force XXI Battle Command Brigade and Below (FBCB2) System</p>		

TASK STEPS AND PERFORMANCE MEASURES	GO	NO-GO
according to the unit's tactical standing operating procedure (TACSOP).		

TASK PERFORMANCE / EVALUATION SUMMARY BLOCK							
ITERATION	1	2	3	4	5	M	TOTAL
TOTAL TASK STEPS EVALUATED							
TOTAL TASK STEPS "GO"							
TRAINING STATUS "GO"/"NO-GO"							

"\*" indicates a leader task step.

**SUPPORTING INDIVIDUAL TASKS: NONE**

**SUPPORTING COLLECTIVE TASKS**

Task Number	Task Title	References
05-2-1218	Conduct Report Procedures	ARTEP 5-026-34-MTP ARTEP 5-027-10-MTP ARTEP 5-053-11-MTP ARTEP 5-053-12-MTP ARTEP 5-053-35-MTP ARTEP 5-063-10-MTP ARTEP 5-063-11-MTP ARTEP 5-063-35-MTP ARTEP 5-113-11-MTP ARTEP 5-113-12-MTP ARTEP 5-113-35-MTP ARTEP 5-156-34-MTP ARTEP 5-157-10-MTP ARTEP 5-216-34-MTP ARTEP 5-217-10-MTP ARTEP 5-335-60-MTP ARTEP 5-335-65-MTP ARTEP 5-337-10-MTP ARTEP 5-337-35-MTP ARTEP 5-423-11-MTP ARTEP 5-424-35-MTP ARTEP 5-426-34-MTP ARTEP 5-427-10-MTP ARTEP 5-434-35-MTP ARTEP 5-435-67-MTP ARTEP 5-437-10-MTP ARTEP 5-437-11-MTP ARTEP 5-437-36-MTP ARTEP 5-437-38-MTP ARTEP 5-446-34-MTP ARTEP 5-446-36-MTP ARTEP 5-447-10-MTP ARTEP 5-447-11-MTP



**SUPPORTING COLLECTIVE TASKS**

<b>Task Number</b>	<b>Task Title</b>	<b>References</b>
		ARTEP 5-463-10-MTP
		ARTEP 5-463-12-MTP
		ARTEP 5-463-15-MTP
		ARTEP 5-463-17-MTP
		ARTEP 5-473-35-MTP
		ARTEP 5-603-35-MTP
		ARTEP 5-605-66-MTP

**OPFOR TASKS AND STANDARDS**

**TASK:** Disrupt Enemy Movement and Operations Using Persistent and Nonpersistent Chemical Weapons (5-OPFOR-0015)

**CONDITION:** The opposing forces (OPFOR) element has located the enemy. Priority intelligence requirements (PIR) and other intelligence requirements have been obtained by OPFOR patrols. The OPFOR units deliver chemical agents, by means of conventional artillery weapons or aircraft, along selected supply routes and key bases in the rear area.

**STANDARD:** The OPFOR element disrupts enemy movement and operations using persistent and nonpersistent chemical weapons. 1. Delivers chemical agents in low and densely wooded areas. 2. Delays the movement of enemy supplies and equipment to the forward areas. 3. Restricts the movement of the enemy units in the rear area. 4. Channels the movement of enemy units into predesignated ambush areas. 5. Contaminates enemy supplies and equipment. 6. Inflicts a high rate of casualties on enemy forces.

**TASK:** Disrupt a Route Reconnaissance (5-OPFOR-0021)

**CONDITION:** The enemy is conducting a route reconnaissance. The opposing forces (OPFOR) element is positioned along the enemy's route.

**STANDARD:** The OPFOR element attempts to disrupt a squad/section conducting a route reconnaissance. 1. Prevents the unit from meeting its specified time schedule. 2. Forces the unit to deviate from its specified route. 3. Prevents the unit from reaching its assigned destination. 4. Surprises the squad/section. 5. Inflicts casualties on the unit.

**TASK:** Conduct a Raid (5-OPFOR-0004)

**CONDITION:** The opposing forces (OPFOR) element has occupied an objective rally point and has orders to conduct a raid on a combat service support (CSS) base.

**STANDARD:** The OPFOR element infiltrates the enemy's base and destroys all of the targets. 1. Surprises the enemy forces. 2. Assaults the support base and accomplishes the assigned tasks. 3. Destroys the specified equipment and supplies. 4. Avoids being decisively engaged. 5. Withdraws all personnel from the objective areas within the time prescribed. 6. Obtains all priority intelligence requirements (PIR) from the raid site. 7. Sustains only light casualties from enemy fire.

**TASK:** Conduct an Aerial Reconnaissance (5-OPFOR-0010)

**CONDITION:** The opposing forces (OPFOR) headquarters (HQ) element requires intelligence on the locations and identification of enemy elements. An aircraft is dispatched to take photographs and make a visual inspection of the enemy rear area.

**STANDARD:** The OPFOR element gathers photograph intelligence of the enemy. 1. Photographs the assigned sectors. 2. Makes quick visual checks where the ceiling is low. 3. Locates enemy positions in the area, particularly support and storage bases, and command and control (C2) facilities. 4. Sustains no loss of aircraft. 5. Reports priority intelligence requirements (PIR) and other information requirements to the OPFOR HQ.

**TASK:** Defeat Obstacles (5-OPFOR-0009)

**CONDITION:** The opposing forces (OPFOR) element encounters an obstacle that blocks the avenue of approach as it advances upon the enemy forces.

**STANDARD:** The OPFOR element bypasses or breaches the enemy obstacle. 1. Detects the obstacle before halting its main body. 2. Defeats the obstacle. a. Bypasses the obstacle without entering the engagement areas. b. Breaches the obstacle within 45 minutes and passes its entire force through the obstacle. 3. Does not incur degradation to the point that the mission must be discontinued.

**TASK:** Conduct an Attack (5-OPFOR-0008)

**CONDITION:** The enemy is conducting tactical operations. The opposing forces (OPFOR) element receives orders to attack the enemy, the area of occupation, or the main supply route (MSR) with smoke.

**STANDARD:** The OPFOR element disrupts the enemy's movement and smoke operations. 1. Determines the delivery method of the smoke attack. 2. Locates the target. 3. Delivers the smoke attack downwind. 4. Attacks the enemy with smoke, and surge attacks when the enemy responds to the smoke.

**TASK:** Disrupt Construction of Vehicle Fighting Positions (5-OPFOR-0020)

**CONDITION:** The opposing forces (OPFOR) element has located the enemy. The priority intelligence requirements (PIR) and other intelligence obtained by OPFOR patrols indicate the enemy is constructing vehicle fighting positions within its defensive area. The OPFOR element has automatic and antiarmor weapons and light mortars.

**STANDARD:** The OPFOR element attempts to disrupt the enemy's efforts to establish vehicle fighting positions. 1. Locates the defensive area. 2. Surprises the main body. 3. Penetrates the defensive area with squad-size probes. 4. Inflicts casualties on the unit. 5. Destroys vehicles. 6. Disrupts the unit's preparations (prevents or delays beyond the unit's allotted time).

**TASK:** Disrupt an Engineer Reconnaissance (5-OPFOR-0022)

**CONDITION:** The enemy is conducting an engineer reconnaissance. The opposing forces (OPFOR) element is positioned along the enemy's route.

**STANDARD:** The OPFOR element disrupts an engineer reconnaissance. 1. Prevents the unit from meeting its specified time schedule. 2. Forces the unit to deviate from its specified route. 3. Prevents the unit from accomplishing its assigned engineer reconnaissance. 4. Surprises the unit conducting the reconnaissance.

**TASK:** Conduct Terrorist and Saboteur Attacks (5-OPFOR-0005)

**CONDITION:** The opposing forces (OPFOR) element dispatches small teams into the enemy's rear area to disrupt combat service support (CSS) operations.

**STANDARD:** The enemy sustains disrupted command and control (C2), destroyed equipment and supplies, and light casualties. 1. Locates rear support bases and C2 facilities. 2. Delays and disrupts CSS operations through probes. 3. Infiltrates CSS bases to conduct sabotage and terrorist activities. 4. Inflicts light casualties. 5. Destroys supplies and equipment.

**TASK:** Defend a Minefield (5-OPFOR-0023)

**CONDITION:** The enemy is conducting a minefield sweeping operation. The opposing forces (OPFOR) element has a minefield placed in the enemy's path. The minefield is under constant observation and fire.

**STANDARD:** The OPFOR element defends a minefield against an enemy element conducting a minefield sweeping operation. 1. Prevents the unit from detecting the obstacle. 2. Disrupts the minefield sweeping operation. 3. Prevents the unit from conducting the minefield sweeping operation, prevents the unit from moving all personnel through the breach or delays the completion of the minefield sweeping operation for more than 45 minutes.

**TASK:** Maintain Contact (5-OPFOR-0003)

**CONDITION:** The opposing forces (OPFOR) element is engaged with enemy base defense forces. The enemy forces are withdrawing under pressure.

**STANDARD:** The OPFOR element maintains enemy contact while the enemy withdraws. 1. Engages the enemy forces decisively. 2. Advances the OPFOR as the enemy forces withdraw. 3. Inflicts heavy casualties. 4. Captures the members of the enemy force. 5. Captures documents and equipment. 6. Safeguards captured documents, equipment, and personnel.

**TASK:** Conduct an Ambush (5-OPFOR-0007)

**CONDITION:** The enemy is moving in a convoy. The opposing forces (OPFOR) element is positioned along the enemy's route.

**STANDARD:** The OPFOR element inflicts casualties on the enemy and causes vehicle and equipment damage. 1. Prepares an ambush site before the element arrives. 2. Surprises march element forces. 3. Inflicts heavy casualties within the designated kill zone. 4. Inflicts heavy damage to vehicles and equipment within the designated kill zone. 5. Delays the march element from reaching a specified destination for a specified period of time. 6. Withdraws on order. 7. Sustains no casualties. 8. Reports actions to superiors.

**TASK:** Disrupt a Net Control Station (NCS) (5-OPFOR-0019)

**CONDITION:** The enemy has established a NCS. The opposing forces (OPFOR) element has radio and jamming equipment.

**STANDARD:** The OPFOR element attempts to disrupt an NCS. 1. Attempts to locate the radio frequency that the unit is operating on. 2. Attempts to enter the radio net. 3. Attempts to issue "bogus" orders to a unit on the net. 4. Jams the radio frequency and forces the unit to go to an alternate frequency.

**TASK:** Disrupt Defensive Preparations (5-OPFOR-0018)

**CONDITION:** The opposing forces (OPFOR) element has located the enemy. Priority intelligence requirements (PIR) and other intelligence requirements obtained by OPFOR patrols indicate that the enemy elements are establishing defensive positions. The OPFOR element has automatic and antiarmor weapons and light mortars.

**STANDARD:** The OPFOR element disrupts and delays the enemy's defensive preparations. 1. Locates and penetrates the enemy's security system. 2. Forces the enemy to delay defensive preparations. 3. Disrupts the enemy's obstacle preparations.

**TASK:** Disrupt Enemy Movement and Operations Using Tactical Nuclear Weapons (5-OPFOR-0016)

**CONDITION:** The opposing forces (OPFOR) element has located the enemy. Priority intelligence requirements (PIR) and other intelligence requirements have been obtained by OPFOR patrols. Tactical nuclear weapons are employed against key locations in the rear area.

**STANDARD:** The OPFOR element disrupts enemy movement and operations. 1. Disrupts or delays the movement of the enemy's equipment and supplies to the forward areas. 2. Destroys enemy equipment and supplies. 3. Inflicts a high rate of nuclear casualties among the enemy forces. 4. Denies the enemy the use of specified areas. 5. Contaminates the enemy's equipment and supplies.

**TASK:** Disrupt Quarters Party Operations (5-OPFOR-0017)

**CONDITION:** The enemy is conducting quarters party operations. It has established an assembly area (AA) but has not moved in the main body.

**STANDARD:** The opposing forces (OPFOR) element attempts to disrupt quarters party operations and infiltrate the enemy's AA. 1. Locates the quarters party and the AA. 2. Surprises the main body. 3. Penetrates the AA with squad-size probes. 4. Inflicts personnel casualties and vehicle damage. 5. Disrupts the unit's preparations (prevents or delays beyond the unit's allotted time).

**TASK:** Disrupt Movement (5-OPFOR-0014)

**CONDITION:** The enemy is expected to move through the opposing forces (OPFOR) element's area of operations. The OPFOR element has received an operation order (OPORD) or fragmentary order (FRAGO) to disrupt enemy movement. The enemy has the capability to defend with direct fire and antiarmor weapons.

**STANDARD:** The OPFOR element delays enemy movement. 1. Delays the element. 2. Forces the element to deviate from its route. 3. Prevents the element from reaching its destination. 4. Surprises the element's main body.

**TASK:** Counter Passage of Lines (5-OPFOR-0012)

**CONDITION:** Enemy forces are in defensive positions, but they are expected to attempt passage-of-lines operations. The opposing forces (OPFOR) received orders to disrupt enemy passage-of-lines operations.

**STANDARD:** The OPFOR element delays or prevents enemy passage of lines. 1. Delays the passage. 2. Prevents the company from moving all personnel through the stationary unit. 3. Engages the main body of either the moving or the stationary unit.

**TASK:** Disrupt Assembly Area (AA) Activities (5-OPFOR-0013)

**CONDITION:** Intelligence reports indicate that platoon- and company-size enemy units are operating in the opposing forces (OPFOR) area of operations. Enemy units can defend from AAs with direct fire, antiarmor weapons, and indirect fire. The enemy has close air support (CAS) and nuclear, biological, and chemical (NBC) capabilities.

**STANDARD:** The OPFOR element locates and disrupts the enemy's AA activities. 1. Locates the element's AA. 2. Probes the AA with squad- or team-size elements. 3. Inflicts more than 5 percent casualties on the element. 4. Disrupts the element's preparations (prevents or delays beyond the element's allotted time).

**TASK:** Attack (5-OPFOR-0001)

**CONDITION:** The opposing forces (OPFOR) element has located the enemy. The priority intelligence requirements (PIR) and other intelligence requirements have been obtained by OPFOR patrols. The OPFOR element has automatic and antiarmor weapons and light mortars.

**STANDARD:** The OPFOR element attempts to seize the terrain, vehicles, or equipment. 1. Develops an attack plan. 2. Surprises the enemy unit's main body. 3. Initiates the attack using a scheme of maneuver that exploits the enemy's flanks, gaps, and weaknesses. 4. Uses covered and concealed routes to approach the enemy forces' flanks, gaps, or weakly held areas. 5. Employs indirect fire to support the attack. 6. Penetrates enemy defenses. 7. Destroys equipment and supplies. 8. Inflicts heavy casualties. 9. Isolates the combat service support (CSS) base by blocking reinforcements. 10. Forces enemy units to displace. 11. Avoids being fixed in one position. 12. Withdraws before the CSS base is reinforced with tactical combat forces.

**TASK:** Conduct Sniper Operations (5-OPFOR-0006)

**CONDITION:** The opposing forces (OPFOR) element has assigned snipers (regular or irregular elements) in the enemy's rear area along the main supply route (MSR) and near support sites.

**STANDARD:** The OPFOR element kills or wounds targets. 1. Sets up a well-concealed location. 2. Engages vehicle drivers or personnel on foot with short bursts of semiautomatic fire. 3. Kills or wounds selected targets. 4. Prevents the position from being discovered by enemy forces. 5. Evacuates the area without being spotted. 6. Reports all specified priority intelligence requirements (PIR) and other intelligence requirements to the OPFOR headquarters (HQ).

**TASK:** Surrender to the Capturing Unit on the Battlefield (5-OPFOR-0024)

**CONDITION:** The enemy has captured the opposing forces (OPFOR) element's soldiers, documents, and equipment sensitive to the OPFOR tactical operations.

**STANDARD:** The OPFOR soldiers retain or destroy documents and equipment. The OPFOR element surrenders documents and equipment of no tactical use to the enemy and attempts to conceal or destroy items of tactical value. The OPFOR element attempts escape and evasion. 1. Prevents the successful capture of documents and equipment. 2. Destroys documents and equipment. 3. Removes identifying markings from equipment. 4. Removes unit-identifying insignia. 5. Provides misleading information. 6. Plans an escape. 7. Delays movement to the nearest collection point. 8. Prevents safeguarding of enemy prisoners of war (EPWs) in order to cause embarrassment to the United States (US).

**TASK:** Conduct Air Attacks (5-OPFOR-0002)

**CONDITION:** The opposing forces (OPFOR) element in the rear area has forwarded the positions of the enemy support sites or the locations of moving elements. The OPFOR aircraft have been dispatched to attack enemy installations or convoys.

**STANDARD:** The OPFOR element attempts to delay, disrupt, or damage the enemy targets by air. 1. Locates the target (support sites or convoys). 2. Makes attack runs on the designated targets. 3. Inflicts heavy damage to the selected target. 4. Sustains no loss of aircraft. 5. Delays moving the force for more than one hour.

**ELEMENTS:** Team Headquarters  
Heavy Diving Section

**TASK:** Conduct a Convoy (07-2-1301.05-T01A)  
(FM 55-30) (FM 21-16)

**ITERATION:** 1 2 3 4 5 M (Circle)

**COMMANDER/LEADER ASSESSMENT:** T P U (Circle)

**CONDITIONS:** Upon receipt of an operation order (OPORD), the element moves to a new location given in the OPORD and conducts operations at that location. There is a possibility of enemy contact with threat patrols up to platoon and company size. Threat mounted forces have been operating in the area through which the route passes. The company's standing operating procedure (SOP) is available and contains movement readiness levels and current loading plans. The convoy may be conducted during daylight or darkness, including blackout conditions. Radio and visual signals will be used for convoy control. The column may conduct halts. Some iterations of this task should be performed in MOPP4.

**TASK STANDARDS:** The element conducts the convoy and arrives at its new location by the time specified in the OPORD. The time required to perform this task is increased when conducting it in mission-oriented protection posture (MOPP) 4.

TASK STEPS AND PERFORMANCE MEASURES	GO	NO-GO
<p>* 1. The element commander conducts a map reconnaissance using all available position/navigation (POS/NAV) and terrain analysis capabilities, to include space-based assets.</p> <ul style="list-style-type: none"> <li>a. Indicated the start point (SP).</li> <li>b. Identified locations of friendly units.</li> <li>c. Pointed out potential ambush sites.</li> <li>d. Identified checkpoints (CPs).</li> <li>e. Pointed out sites to be used for scheduled halts.</li> <li>f. Indicated the release point (RP).</li> </ul> <p>2. The reconnaissance party conducts a route reconnaissance using all available POS/NAV and mapping capabilities available.</p> <ul style="list-style-type: none"> <li>a. Wore the designated MOPP gear.</li> <li>b. Activated the automatic chemical alarm.</li> <li>c. Monitored radiation monitoring devices.</li> <li>d. Verified map information.</li> <li>e. Listed the capacities of bridges and underpasses.</li> <li>f. Listed the locations of culverts, ferries, fording areas, steep grades, and possible ambush sites.</li> <li>g. Prepared the map overlay.</li> <li>h. Computed the travel time.</li> <li>i. Prepared the strip map.</li> </ul> <p>* 3. The convoy commander coordinates for required support with higher headquarters (HQ), to include--</p> <ul style="list-style-type: none"> <li>a. Military police (MP) support.</li> <li>b. Medical support.</li> <li>c. Fire support (FS).</li> <li>d. Engineer support.</li> <li>e. Maintenance contact-team support.</li> <li>f. Additional requirements, as required.</li> </ul>		

TASK STEPS AND PERFORMANCE MEASURES	GO	NO-GO
<p>4. The element prepares vehicles and equipment.</p> <ul style="list-style-type: none"> <li>a. Performed preventive-maintenance checks and services (PMCS).</li> <li>b. Corrected minor deficiencies.</li> <li>c. Reported major deficiencies.</li> <li>d. Hardened vehicles using sandbags or other authorized materials.</li> <li>e. Covered unit identification markings on vehicles and personnel.</li> <li>f. Covered or removed reflective surfaces.</li> <li>g. Placed antennas at their lowest height.</li> <li>h. Turned radio volumes and squelches to their lowest setting, consistent with operational requirements.</li> </ul> <p>* 5. The convoy commander organizes the convoy.</p> <ul style="list-style-type: none"> <li>a. Assigned cargo vehicle positions.</li> <li>b. Positioned control vehicles without setting a pattern.</li> <li>c. Assigned recovery vehicle positions.</li> <li>d. Arranged hardened vehicles near the head of the convoy.</li> <li>e. Specified passenger locations.</li> <li>f. Appointed air guards.</li> <li>g. Organized the trail party element.</li> <li>h. Provided vehicle position listings to the trail party leader.</li> </ul> <p>* 6. The convoy commander briefs the convoy personnel.</p> <ul style="list-style-type: none"> <li>a. Provided strip maps to each vehicle driver.</li> <li>b. Identified the convoy's chain of command.</li> <li>c. Detailed the convoy's route.</li> <li>d. Prescribed the march rate and the catch-up speed.</li> <li>e. Specified convoy intervals.</li> <li>f. Identified the scheduled halts.</li> <li>g. Briefed accident and breakdown procedures.</li> <li>h. Briefed immediate-action security measures.</li> <li>i. Briefed blackout-condition procedures.</li> <li>j. Specified the location of medical support.</li> <li>k. Specified the location of maintenance support.</li> <li>l. Briefed communication procedures.</li> <li>m. Specified the location and the identification of the destination.</li> </ul> <p>7. The convoy crosses the SP.</p> <ul style="list-style-type: none"> <li>a. Crossed at the specified time.</li> <li>b. Verified that vehicles had crossed the SP.</li> <li>c. Forwarded the SP crossing report to the convoy commander when the entire unit had passed the SP.</li> </ul> <p>* 8. The convoy commander provides the convoy information to higher HQ.</p> <ul style="list-style-type: none"> <li>a. Reported the SP crossing time.</li> <li>b. Reported the CP clearance, when crossed.</li> <li>c. Pointed out data that conflicted with the maps.</li> <li>d. Used the correct signal operation instructions (SOI) codes in all transmissions.</li> <li>e. Reported the RP crossing time.</li> </ul> <p>9. The convoy maintains march discipline.</p> <ul style="list-style-type: none"> <li>a. Maintained the designated march speed.</li> <li>b. Maintained the proper vehicle intervals.</li> <li>c. Crossed CPs as scheduled.</li> <li>d. Reacted correctly to the convoy commander's signals.</li> </ul>		

TASK STEPS AND PERFORMANCE MEASURES	GO	NO-GO
<p>e. Maintained security throughout the movement and during halts.</p> <p>10. The company conducts a scheduled halt.</p> <ul style="list-style-type: none"> <li>a. Stopped the column at the prescribed time.</li> <li>b. Maintained the prescribed vehicular intervals.</li> <li>c. Moved vehicles off the road.</li> <li>d. Established local security.</li> <li>e. Performed PMCS.</li> <li>f. Inspected vehicle loads.</li> <li>g. Departed at the specified times.</li> </ul> <p>11. The company conducts an unscheduled halt.</p> <ul style="list-style-type: none"> <li>a. Alerted the march column.</li> <li>b. Reported the stoppage to higher HQ.</li> <li>c. Maintained the prescribed vehicular intervals.</li> <li>d. Established local security.</li> <li>e. Reported the resumption of the march to higher HQ.</li> </ul> <p>12. The convoy moves under blackout conditions.</p> <ul style="list-style-type: none"> <li>a. Provided a visual adjustment period.</li> <li>b. Prepared the vehicles for blackout conditions.</li> <li>c. Maintained the prescribed vehicle distances.</li> <li>d. Wore night vision goggles (specified personnel).</li> <li>e. Wore regular eye protection goggles.</li> <li>f. Used ground guides during poor visibility periods.</li> </ul> <p>13. The trail party recovers disabled vehicles.</p> <ul style="list-style-type: none"> <li>a. Inspected the disabled vehicle.</li> <li>b. Repaired the disabled vehicle, when possible.</li> <li>c. Towed the vehicle, if necessary.</li> <li>d. Reported the vehicle's status to the convoy commander.</li> </ul> <p>14. The convoy moves through urban areas.</p> <ul style="list-style-type: none"> <li>a. Identified weight, height, and width restrictions.</li> <li>b. Used close-column formation.</li> <li>c. Obeyed traffic control directions.</li> <li>d. Used direction guides at critical intersections.</li> </ul> <p>15. The convoy crosses the RP.</p> <ul style="list-style-type: none"> <li>a. Crossed at the specified time.</li> <li>b. Verified that the vehicles had crossed the RP.</li> <li>c. Forwarded the crossing report to higher HQ.</li> </ul>		

TASK PERFORMANCE / EVALUATION SUMMARY BLOCK							
ITERATION	1	2	3	4	5	M	TOTAL
TOTAL TASK STEPS EVALUATED							
TOTAL TASK STEPS "GO"							
TRAINING STATUS "GO"/"NO-GO"							

"\*\*" indicates a leader task step.



**SUPPORTING INDIVIDUAL TASKS: NONE****SUPPORTING COLLECTIVE TASKS**

<b>Task Number</b>	<b>Task Title</b>	<b>References</b>
05-1-1391	Request a Standard Topographic Product	ARTEP 5-335-60-MTP ARTEP 5-335-66-MTP ARTEP 5-402-33-MTP ARTEP 5-402-68-MTP ARTEP 5-412-68-MTP ARTEP 5-412-69-MTP ARTEP 5-435-66-MTP ARTEP 5-435-67-MTP ARTEP 5-437-10-MTP ARTEP 5-437-11-MTP ARTEP 5-437-36-MTP ARTEP 5-437-38-MTP ARTEP 5-601-70-MTP
05-3-0412	Perform a Technical Reconnaissance	ARTEP 5-027-10-MTP ARTEP 5-053-11-MTP ARTEP 5-053-12-MTP ARTEP 5-063-10-MTP ARTEP 5-063-11-MTP ARTEP 5-113-11-MTP ARTEP 5-113-12-MTP ARTEP 5-113-35-MTP ARTEP 5-157-10-MTP ARTEP 5-217-10-MTP ARTEP 5-335-70-MTP ARTEP 5-337-10-MTP ARTEP 5-417-13-MTP ARTEP 5-417-17-MTP ARTEP 5-423-35-MTP ARTEP 5-427-10-MTP ARTEP 5-437-10-MTP ARTEP 5-437-11-MTP ARTEP 5-443-12-MTP ARTEP 5-443-14-MTP ARTEP 5-447-10-MTP ARTEP 5-447-11-MTP ARTEP 5-463-10-MTP ARTEP 5-463-12-MTP
19-1-1102	Coordinate Route Reconnaissance and Surveillance	ARTEP47-002-47X-MTP
19-1-1201	Prepare Traffic Control Plan	ARTEP47-002-47X-MTP

**OPFOR TASKS AND STANDARDS**

**TASK:** Surrender to the Capturing Unit on the Battlefield (5-OPFOR-0024)

**CONDITION:** The enemy has captured the opposing forces (OPFOR) element's soldiers, documents, and equipment sensitive to the OPFOR tactical operations.

**STANDARD:** The OPFOR soldiers retain or destroy documents and equipment. The OPFOR element surrenders documents and equipment of no tactical use to the enemy and attempts to conceal or destroy items of tactical value. The OPFOR element attempts escape and evasion. 1. Prevents the successful capture of documents and equipment. 2. Destroys documents and equipment. 3. Removes identifying markings from equipment. 4. Removes unit-identifying insignia. 5. Provides misleading information. 6. Plans an escape. 7. Delays movement to the nearest collection point. 8. Prevents safeguarding of enemy prisoners of war (EPWs) in order to cause embarrassment to the United States (US).

**TASK:** Disrupt a Route Reconnaissance (5-OPFOR-0021)

**CONDITION:** The enemy is conducting a route reconnaissance. The opposing forces (OPFOR) element is positioned along the enemy's route.

**STANDARD:** The OPFOR element attempts to disrupt a squad/section conducting a route reconnaissance. 1. Prevents the unit from meeting its specified time schedule. 2. Forces the unit to deviate from its specified route. 3. Prevents the unit from reaching its assigned destination. 4. Surprises the squad/section. 5. Inflicts casualties on the unit.

**TASK:** Conduct a Raid (5-OPFOR-0004)

**CONDITION:** The opposing forces (OPFOR) element has occupied an objective rally point and has orders to conduct a raid on a combat service support (CSS) base.

**STANDARD:** The OPFOR element infiltrates the enemy's base and destroys all of the targets. 1. Surprises the enemy forces. 2. Assaults the support base and accomplishes the assigned tasks. 3. Destroys the specified equipment and supplies. 4. Avoids being decisively engaged. 5. Withdraws all personnel from the objective areas within the time prescribed. 6. Obtains all priority intelligence requirements (PIR) from the raid site. 7. Sustains only light casualties from enemy fire.

**TASK:** Conduct an Aerial Reconnaissance (5-OPFOR-0010)

**CONDITION:** The opposing forces (OPFOR) headquarters (HQ) element requires intelligence on the locations and identification of enemy elements. An aircraft is dispatched to take photographs and make a visual inspection of the enemy rear area.

**STANDARD:** The OPFOR element gathers photograph intelligence of the enemy. 1. Photographs the assigned sectors. 2. Makes quick visual checks where the ceiling is low. 3. Locates enemy positions in the area, particularly support and storage bases, and command and control (C2) facilities. 4. Sustains no loss of aircraft. 5. Reports priority intelligence requirements (PIR) and other information requirements to the OPFOR HQ.

**TASK:** Defeat Obstacles (5-OPFOR-0009)

**CONDITION:** The opposing forces (OPFOR) element encounters an obstacle that blocks the avenue of approach as it advances upon the enemy forces.

**STANDARD:** The OPFOR element bypasses or breaches the enemy obstacle. 1. Detects the obstacle before halting its main body. 2. Defeats the obstacle. a. Bypasses the obstacle without entering the engagement areas. b. Breaches the obstacle within 45 minutes and passes its entire force through the obstacle. 3. Does not incur degradation to the point that the mission must be discontinued.

**TASK:** Conduct an Attack (5-OPFOR-0008)

**CONDITION:** The enemy is conducting tactical operations. The opposing forces (OPFOR) element receives orders to attack the enemy, the area of occupation, or the main supply route (MSR) with smoke.

**STANDARD:** The OPFOR element disrupts the enemy's movement and smoke operations. 1. Determines the delivery method of the smoke attack. 2. Locates the target. 3. Delivers the smoke attack downwind. 4. Attacks the enemy with smoke, and surge attacks when the enemy responds to the smoke.

**TASK:** Disrupt Construction of Vehicle Fighting Positions (5-OPFOR-0020)

**CONDITION:** The opposing forces (OPFOR) element has located the enemy. The priority intelligence requirements (PIR) and other intelligence obtained by OPFOR patrols indicate the enemy is constructing vehicle fighting positions within its defensive area. The OPFOR element has automatic and antiarmor weapons and light mortars.

**STANDARD:** The OPFOR element attempts to disrupt the enemy's efforts to establish vehicle fighting positions. 1. Locates the defensive area. 2. Surprises the main body. 3. Penetrates the defensive area with squad-size probes. 4. Inflicts casualties on the unit. 5. Destroys vehicles. 6. Disrupts the unit's preparations (prevents or delays beyond the unit's allotted time).

**TASK:** Disrupt an Engineer Reconnaissance (5-OPFOR-0022)

**CONDITION:** The enemy is conducting an engineer reconnaissance. The opposing forces (OPFOR) element is positioned along the enemy's route.

**STANDARD:** The OPFOR element disrupts an engineer reconnaissance. 1. Prevents the unit from meeting its specified time schedule. 2. Forces the unit to deviate from its specified route. 3. Prevents the unit from accomplishing its assigned engineer reconnaissance. 4. Surprises the unit conducting the reconnaissance.

**TASK:** Conduct Terrorist and Saboteur Attacks (5-OPFOR-0005)

**CONDITION:** The opposing forces (OPFOR) element dispatches small teams into the enemy's rear area to disrupt combat service support (CSS) operations.

**STANDARD:** The enemy sustains disrupted command and control (C2), destroyed equipment and supplies, and light casualties. 1. Locates rear support bases and C2 facilities. 2. Delays and disrupts CSS operations through probes. 3. Infiltrates CSS bases to conduct sabotage and terrorist activities. 4. Inflicts light casualties. 5. Destroys supplies and equipment.

**TASK:** Defend a Minefield (5-OPFOR-0023)

**CONDITION:** The enemy is conducting a minefield sweeping operation. The opposing forces (OPFOR) element has a minefield placed in the enemy's path. The minefield is under constant observation and fire.

**STANDARD:** The OPFOR element defends a minefield against an enemy element conducting a minefield sweeping operation. 1. Prevents the unit from detecting the obstacle. 2. Disrupts the minefield sweeping operation. 3. Prevents the unit from conducting the minefield sweeping operation, prevents the unit from moving all personnel through the breach or delays the completion of the minefield sweeping operation for more than 45 minutes.

**TASK:** Maintain Contact (5-OPFOR-0003)

**CONDITION:** The opposing forces (OPFOR) element is engaged with enemy base defense forces. The enemy forces are withdrawing under pressure.

**STANDARD:** The OPFOR element maintains enemy contact while the enemy withdraws. 1. Engages the enemy forces decisively. 2. Advances the OPFOR as the enemy forces withdraw. 3. Inflicts heavy casualties. 4. Captures the members of the enemy force. 5. Captures documents and equipment. 6. Safeguards captured documents, equipment, and personnel.

**TASK:** Conduct an Ambush (5-OPFOR-0007)

**CONDITION:** The enemy is moving in a convoy. The opposing forces (OPFOR) element is positioned along the enemy's route.

**STANDARD:** The OPFOR element inflicts casualties on the enemy and causes vehicle and equipment damage. 1. Prepares an ambush site before the element arrives. 2. Surprises march element forces. 3. Inflicts heavy casualties within the designated kill zone. 4. Inflicts heavy damage to vehicles and equipment within the designated kill zone. 5. Delays the march element from reaching a specified destination for a specified period of time. 6. Withdraws on order. 7. Sustains no casualties. 8. Reports actions to superiors.

**TASK:** Disrupt a Net Control Station (NCS) (5-OPFOR-0019)

**CONDITION:** The enemy has established a NCS. The opposing forces (OPFOR) element has radio and jamming equipment.

**STANDARD:** The OPFOR element attempts to disrupt an NCS. 1. Attempts to locate the radio frequency that the unit is operating on. 2. Attempts to enter the radio net. 3. Attempts to issue "bogus" orders to a unit on the net. 4. Jams the radio frequency and forces the unit to go to an alternate frequency.

**TASK:** Disrupt Defensive Preparations (5-OPFOR-0018)

**CONDITION:** The opposing forces (OPFOR) element has located the enemy. Priority intelligence requirements (PIR) and other intelligence requirements obtained by OPFOR patrols indicate that the enemy elements are establishing defensive positions. The OPFOR element has automatic and antiarmor weapons and light mortars.

**STANDARD:** The OPFOR element disrupts and delays the enemy's defensive preparations. 1. Locates and penetrates the enemy's security system. 2. Forces the enemy to delay defensive preparations. 3. Disrupts the enemy's obstacle preparations.

**TASK:** Disrupt Enemy Movement and Operations Using Tactical Nuclear Weapons (5-OPFOR-0016)

**CONDITION:** The opposing forces (OPFOR) element has located the enemy. Priority intelligence requirements (PIR) and other intelligence requirements have been obtained by OPFOR patrols. Tactical nuclear weapons are employed against key locations in the rear area.

**STANDARD:** The OPFOR element disrupts enemy movement and operations. 1. Disrupts or delays the movement of the enemy's equipment and supplies to the forward areas. 2. Destroys enemy equipment and supplies. 3. Inflicts a high rate of nuclear casualties among the enemy forces. 4. Denies the enemy the use of specified areas. 5. Contaminates the enemy's equipment and supplies.

**TASK:** Disrupt Quartering Party Operations (5-OPFOR-0017)

**CONDITION:** The enemy is conducting quartering party operations. It has established an assembly area (AA) but has not moved in the main body.

**STANDARD:** The opposing forces (OPFOR) element attempts to disrupt quartering party operations and infiltrate the enemy's AA. 1. Locates the quartering party and the AA. 2. Surprises the main body. 3. Penetrates the AA with squad-size probes. 4. Inflicts personnel casualties and vehicle damage. 5. Disrupts the unit's preparations (prevents or delays beyond the unit's allotted time).

**TASK:** Disrupt Enemy Movement and Operations Using Persistent and Nonpersistent Chemical Weapons (5-OPFOR-0015)

**CONDITION:** The opposing forces (OPFOR) element has located the enemy. Priority intelligence requirements (PIR) and other intelligence requirements have been obtained by OPFOR patrols. The OPFOR units deliver chemical agents, by means of conventional artillery weapons or aircraft, along selected supply routes and key bases in the rear area.

**STANDARD:** The OPFOR element disrupts enemy movement and operations using persistent and nonpersistent chemical weapons. 1. Delivers chemical agents in low and densely wooded areas. 2. Delays the movement of enemy supplies and equipment to the forward areas. 3. Restricts the movement of the enemy units in the rear area. 4. Channels the movement of enemy units into predesignated ambush areas. 5. Contaminates enemy supplies and equipment. 6. Inflicts a high rate of casualties on enemy forces.

**TASK:** Disrupt Movement (5-OPFOR-0014)

**CONDITION:** The enemy is expected to move through the opposing forces (OPFOR) element's area of operations. The OPFOR element has received an operation order (OPORD) or fragmentary order (FRAGO) to disrupt enemy movement. The enemy has the capability to defend with direct fire and antiarmor weapons.

**STANDARD:** The OPFOR element delays enemy movement. 1. Delays the element. 2. Forces the element to deviate from its route. 3. Prevents the element from reaching its destination. 4. Surprises the element's main body.

**TASK:** Counter Passage of Lines (5-OPFOR-0012)

**CONDITION:** Enemy forces are in defensive positions, but they are expected to attempt passage-of-lines operations. The opposing forces (OPFOR) received orders to disrupt enemy passage-of-lines operations.

**STANDARD:** The OPFOR element delays or prevents enemy passage of lines. 1. Delays the passage. 2. Prevents the company from moving all personnel through the stationary unit. 3. Engages the main body of either the moving or the stationary unit.

**TASK:** Disrupt Assembly Area (AA) Activities (5-OPFOR-0013)

**CONDITION:** Intelligence reports indicate that platoon- and company-size enemy units are operating in the opposing forces (OPFOR) area of operations. Enemy units can defend from AAs with direct fire, antiarmor weapons, and indirect fire. The enemy has close air support (CAS) and nuclear, biological, and chemical (NBC) capabilities.

**STANDARD:** The OPFOR element locates and disrupts the enemy's AA activities. 1. Locates the element's AA. 2. Probes the AA with squad- or team-size elements. 3. Inflicts more than 5 percent casualties on the element. 4. Disrupts the element's preparations (prevents or delays beyond the element's allotted time).

**TASK:** Attack (5-OPFOR-0001)

**CONDITION:** The opposing forces (OPFOR) element has located the enemy. The priority intelligence requirements (PIR) and other intelligence requirements have been obtained by OPFOR patrols. The OPFOR element has automatic and antiarmor weapons and light mortars.

**STANDARD:** The OPFOR element attempts to seize the terrain, vehicles, or equipment. 1. Develops an attack plan. 2. Surprises the enemy unit's main body. 3. Initiates the attack using a scheme of maneuver that exploits the enemy's flanks, gaps, and weaknesses. 4. Uses covered and concealed routes to approach the enemy forces' flanks, gaps, or weakly held areas. 5. Employs indirect fire to support the attack. 6. Penetrates enemy defenses. 7. Destroys equipment and supplies. 8. Inflicts heavy casualties. 9. Isolates the combat service support (CSS) base by blocking reinforcements. 10. Forces enemy units to displace. 11. Avoids being fixed in one position. 12. Withdraws before the CSS base is reinforced with tactical combat forces.

**TASK:** Conduct Sniper Operations (5-OPFOR-0006)

**CONDITION:** The opposing forces (OPFOR) element has assigned snipers (regular or irregular elements) in the enemy's rear area along the main supply route (MSR) and near support sites.

**STANDARD:** The OPFOR element kills or wounds targets. 1. Sets up a well-concealed location. 2. Engages vehicle drivers or personnel on foot with short bursts of semiautomatic fire. 3. Kills or wounds selected targets. 4. Prevents the position from being discovered by enemy forces. 5. Evacuates the area without being spotted. 6. Reports all specified priority intelligence requirements (PIR) and other intelligence requirements to the OPFOR headquarters (HQ).

**TASK:** Conduct Air Attacks (5-OPFOR-0002)

**CONDITION:** The opposing forces (OPFOR) element in the rear area has forwarded the positions of the enemy support sites or the locations of moving elements. The OPFOR aircraft have been dispatched to attack enemy installations or convoys.

**STANDARD:** The OPFOR element attempts to delay, disrupt, or damage the enemy targets by air. 1. Locates the target (support sites or convoys). 2. Makes attack runs on the designated targets. 3. Inflicts heavy damage to the selected target. 4. Sustains no loss of aircraft. 5. Delays moving the force for more than one hour.

**ELEMENTS:** Team Headquarters  
Heavy Diving Section

**TASK:** Establish Unit Defense (07-3-0219.05-T01A)  
(FM 7-8) (FM 24-19) (FM 24-35)  
(FM 24-35-1) (FM 7-7) (TC 24-20)

**ITERATION:** 1 2 3 4 5 M (Circle)

**COMMANDER/LEADER ASSESSMENT:** T P U (Circle)

**CONDITIONS:** The element has received an operation order (OPORD) or a fragmentary order (FRAGO) with a mission to occupy part of a larger unit's defensive sector, or is isolated and must provide its own security or defense. The element may be opposed by as much as a motorized rifle company. Some iterations of this task should be performed in MOPP4.

**TASK STANDARDS:** The element completes all preparations for the defense not later than the time specified in the order. The enemy does not surprise the platoon. The time required to perform this task is increased when conducting it in mission-oriented protection posture (MOPP) 4.

TASK STEPS AND PERFORMANCE MEASURES	GO	NO-GO
<p>* 1. The element leader performs a leader's reconnaissance of the tentative defensive position.</p> <ul style="list-style-type: none"> <li>a. Searched the area to ensure that it was free of the enemy, mines, and booby traps.</li> <li>b. Established local security.</li> <li>c. Surveyed the area for nuclear, biological, and chemical (NBC) contamination.</li> <li>d. Designated sectors and general locations for the operations, vehicles, and automatic and antiarmor weapons based on the mission, enemy, terrain, troops, time available, and civilian considerations (METT-TC) factors.</li> </ul> <p>NOTE: At night, the designation of positions must be more exact. Leaders may elect to reconnoiter the area first, position the observation posts (OPs), and then have the guides bring the other members into position.</p> <p>2. The designated security or operation team moves to assigned positions.</p> <ul style="list-style-type: none"> <li>a. Emplaced the M8A1 Chemical Alarm System, if assigned, within 5 minutes of occupying the OP.</li> <li>b. Positioned the OP within range of the supporting small-arms fire.</li> <li>c. Provided cover and concealment for the OP personnel.</li> <li>d. Designated covered and concealed routes to and from the OP.</li> <li>e. Established communications from the operations to the unit's command post (CP).</li> </ul> <p>NOTE: The primary means should be wire, supplemented by messenger and radio.</p> <ul style="list-style-type: none"> <li>f. Disseminated the locations of all friendly personnel in the sector.</li> </ul> <p>* 3. The platoon leader and the platoon forward observer (FO) designate targets to support the OP.</p> <ul style="list-style-type: none"> <li>a. Identified the target reference points (TRPs).</li> <li>b. Included the OP targets within the fire plan.</li> </ul> <p>4. The OP team provides early warning.</p> <ul style="list-style-type: none"> <li>a. Provided continuous early warning out to a range that warned of enemy observation, direct fire, or assault on the main body.</li> <li>b. Detected all enemy activity within the vicinity of the unit's position.</li> </ul>		

TASK STEPS AND PERFORMANCE MEASURES	GO	NO-GO
<p>c. Adjusted illumination or high-explosive (HE) rounds on enemy targets.  d. Emplaced expedient early-warning devices before dark, if possible.  e. Demonstrated the correct use of the current challenge and password.  f. Alternated the OP sites when required, due to the changing visibility or enemy activity.</p> <p>* 5. The element leader designates the primary, alternate, and supplementary fighting positions for key weapons or vehicles, where applicable, while emplacing the rest of the platoon.</p> <p>a. Positioned the machine guns to obtain grazing fire along the most likely dismounted avenue of approach (AA).  b. Positioned the antiarmor weapons to cover the likely armor AA or the assigned engagement area (EA).  c. Ensured that the positions were mutually supported along armor and dismounted infantry AAs.  d. Positioned the M203 grenade launchers, if assigned, to cover dead space in the terrain outside hand grenade range.</p> <p>* 6. Leaders place fighting positions to engage targets in designated sectors of fire, covering the most dangerous AAs first.</p> <p>a. Determined the sector of fire based on the type of weapon and the weapon's range.  b. Assigned all personnel to a fighting position.</p> <p>* 7. The element leader coordinates or contacts adjacent units.</p> <p>a. Established boundary responsibilities.  b. Discovered and eliminated any gaps in the defensive sector.  c. Ensured that observation and fires overlapped.</p> <p>8. The element occupies defensive positions.  NOTE: The leader establishes task priorities. Normally these are in the unit's standing operating procedure (SOP), but can be modified as needed (based on METT-TC considerations) by the platoon leader or the company commander.</p> <p>a. Occupied the assigned positions, physically.  b. Reconnoitered physically in front of each position to become familiar with the terrain, locate dead space, and view the terrain from the enemy's perspective.  c. Prepared and forwarded crew-served weapons range cards to the squad leader within 15 minutes of positioning.  d. Installed aiming stakes.  e. Cleared fields of fire.  f. Emplaced obstacles according to the company's obstacle plan.  g. Dug fighting positions to armpit depth with 0.5 meters of parapet.  h. Constructed overhead cover for the fighting position.  i. Camouflaged positions and vehicles from aerial and ground observation, ensuring that fighting positions could not be detected from a distance of more than 35 meters from the front of the position.  j. Stockpiled ammunition, food, and water.  k. Constructed alternate and supplementary positions.  l. Ensured that all element members knew the element's CP location.</p> <p>* 9. The element leader, along with the fire support team (FIST) or FO if applicable, plans for the employment of indirect fires.</p> <p>a. Planned the fires along the enemy's AAs.  b. Planned the fires at known or likely enemy positions.  c. Planned final protective fires (FPF), if allocated.</p>		



TASK STEPS AND PERFORMANCE MEASURES	GO	NO-GO
<p>d. Registered and adjusted TRPs, if available and the situation permitted.</p> <p>10. The radiotelephone operator (RATELO) establishes communications.</p> <ul style="list-style-type: none"> <li>a. Used wire as the primary communications, if available.</li> <li>b. Ensured that the platoon or company's CP had communications with operations, higher and subordinate leaders, adjacent units, and fire support.</li> <li>c. Conducted periodic communications checks to ensure that all communications were operational.</li> <li>d. Planned and provided for an alternate means of communications.</li> </ul> <p>*11. The element leader prepares a sector sketch.</p> <ul style="list-style-type: none"> <li>a. Identified the main terrain features and the range to the terrain features.</li> <li>b. Identified the squad's fighting position locations.</li> <li>c. Indicated the primary and secondary sectors of fire for each position.</li> <li>d. Identified the type of weapon and fire control measures (FPF, principle direction of fire [PDF], and the final protective line [FPL]) for each position.</li> <li>e. Identified the squad leader's position and the OP locations.</li> <li>f. Marked dead space.</li> <li>g. Identified obstacle locations.</li> <li>h. Indicated the direction of north.</li> <li>i. Forwarded a copy of the sector sketch to the platoon leader within 30 minutes of being assigned a sector.</li> </ul> <p>*12. The element leader prepares a platoon sector sketch.</p> <ul style="list-style-type: none"> <li>a. Indicated the platoon sector or the EA.</li> <li>b. Denoted the primary, alternate, and supplementary squad positions and the sectors of fire.</li> <li>c. Indicated the location of vehicles, antiarmor, and automatic weapon positions with the primary sectors of fire, the FPL, or the PDF for the primary vehicle weapons system, automatic weapons, and TRPs.</li> <li>d. Identified the location of OPs and patrol routes, if any had been planned.</li> <li>e. Outlined the maximum engagement lines for the primary weapon systems.</li> <li>f. Identified the location of indirect-fire targets and FPFs, if any had been allocated.</li> <li>g. Indicated the direction of north.</li> <li>h. Illustrated the unit identification, up to company level.</li> <li>i. Indicated the date-time group.</li> <li>j. Identified the position of the platoon's CP.</li> <li>k. Forwarded a copy of the platoon sector sketch to the company commander within 1 hour of assigning squad leaders sectors.</li> </ul> <p>13. The element continues to improve defensive positions.</p> <ul style="list-style-type: none"> <li>a. Improved positions according to the SOP work priorities.</li> <li>b. Upgraded positions as directed by higher headquarters (HQ).</li> </ul>		

TASK PERFORMANCE / EVALUATION SUMMARY BLOCK							
ITERATION	1	2	3	4	5	M	TOTAL
TOTAL TASK STEPS EVALUATED							
TOTAL TASK STEPS "GO"							
TRAINING STATUS "GO"/"NO-GO"							

"\*" indicates a leader task step.

**SUPPORTING INDIVIDUAL TASKS**

<b>Task Number</b>	<b>Task Title</b>	<b>References</b>
071-325-4407	Employ Hand Grenades	STP 21-1-SMCT
071-325-4425	Employ an M18A1 Claymore Mine	STP 21-1-SMCT
071-326-5703	Construct Individual Fighting Positions	STP 21-1-SMCT
071-326-5704	Supervise Construction of a Fighting Position	STP 21-24-SMCT
071-331-0804	Perform Surveillance Without the Aid of Electronic Devices	STP 21-1-SMCT
071-331-0852	Clear a Field of Fire	STP 21-1-SMCT
071-430-0002	Conduct a Defense by a Squad	STP 21-24-SMCT

**SUPPORTING COLLECTIVE TASKS**

<b>Task Number</b>	<b>Task Title</b>	<b>References</b>
05-2-0100	Coordinate the Synchronization and Integration of Fire Support (FS)	ARTEP 5-053-35-MTP ARTEP 5-113-35-MTP ARTEP 5-335-65-MTP ARTEP 5-337-35-MTP ARTEP 5-435-67-MTP ARTEP 5-437-36-MTP ARTEP 5-437-38-MTP
05-2-0127	Provide Support for Survivability Operations	ARTEP 5-063-10-MTP ARTEP 5-063-11-MTP ARTEP 5-063-35-MTP
05-2-0301	Camouflage Vehicles and Equipment	ARTEP 5-025-66-MTP ARTEP 5-026-34-MTP ARTEP 5-027-35-MTP ARTEP 5-053-11-MTP ARTEP 5-053-12-MTP ARTEP 5-053-35-MTP ARTEP 5-063-10-MTP ARTEP 5-063-11-MTP ARTEP 5-063-35-MTP ARTEP 5-113-11-MTP ARTEP 5-113-12-MTP ARTEP 5-113-35-MTP ARTEP 5-155-66-MTP ARTEP 5-156-34-MTP ARTEP 5-157-10-MTP ARTEP 5-157-35-MTP ARTEP 5-215-66-MTP ARTEP 5-216-34-MTP ARTEP 5-217-10-MTP ARTEP 5-217-35-MTP ARTEP 5-332-68-MTP ARTEP 5-335-65-MTP ARTEP 5-335-66-MTP ARTEP 5-335-70-MTP ARTEP 5-336-34-MTP ARTEP 5-337-10-MTP ARTEP 5-337-35-MTP ARTEP 5-413-35-MTP

**SUPPORTING COLLECTIVE TASKS**

Task Number	Task Title	References
		ARTEP 5-416-34-MTP
		ARTEP 5-417-13-MTP
		ARTEP 5-417-17-MTP
		ARTEP 5-417-35-MTP
		ARTEP 5-423-11-MTP
		ARTEP 5-424-35-MTP
		ARTEP 5-425-66-MTP
		ARTEP 5-426-34-MTP
		ARTEP 5-427-10-MTP
		ARTEP 5-427-35-MTP
		ARTEP 5-434-35-MTP
		ARTEP 5-435-66-MTP
		ARTEP 5-435-67-MTP
		ARTEP 5-436-35-MTP
		ARTEP 5-436-37-MTP
		ARTEP 5-437-10-MTP
		ARTEP 5-437-11-MTP
		ARTEP 5-437-36-MTP
		ARTEP 5-437-38-MTP
		ARTEP 5-443-12-MTP
		ARTEP 5-443-14-MTP
		ARTEP 5-443-35-MTP
		ARTEP 5-445-64-MTP
		ARTEP 5-445-66-MTP
		ARTEP 5-446-34-MTP
		ARTEP 5-446-36-MTP
		ARTEP 5-447-10-MTP
		ARTEP 5-447-11-MTP
		ARTEP 5-447-35-MTP
		ARTEP 5-447-37-MTP
		ARTEP 5-463-10-MTP
		ARTEP 5-463-12-MTP
		ARTEP 5-463-15-MTP
		ARTEP 5-463-17-MTP
		ARTEP 5-463-35-MTP
		ARTEP 5-463-36-MTP
		ARTEP 5-473-35-MTP
		ARTEP 5-493-38-MTP
		ARTEP 5-500-66-MTP
		ARTEP 5-520-10-MTP
		ARTEP 5-520-14-MTP
		ARTEP 5-530-14-MTP
		ARTEP 5-530-16-MTP
		ARTEP 5-540-14-MTP
		ARTEP 5-603-35-MTP
		ARTEP 5-606-34-MTP
		ARTEP 5-607-35-MTP
		ARTEP 5-608-35-MTP
		ARTEP 5-053-35-MTP
		ARTEP 5-113-35-MTP
		ARTEP 5-335-65-MTP
		ARTEP 5-337-35-MTP
05-2-0314	Integrate Obstacles Into Direct- and Indirect-Fire Plans	

**SUPPORTING COLLECTIVE TASKS**

<b>Task Number</b>	<b>Task Title</b>	<b>References</b>
05-2-0508	Plan for Survivability Operations	ARTEP 5-435-67-MTP
		ARTEP 5-437-36-MTP
		ARTEP 5-437-38-MTP
		ARTEP 5-053-35-MTP
		ARTEP 5-113-35-MTP
		ARTEP 5-335-65-MTP
		ARTEP 5-337-35-MTP
05-2-0510	Direct Survivability Construction	ARTEP 5-437-36-MTP
		ARTEP 5-437-38-MTP
		ARTEP 5-053-35-MTP
		ARTEP 5-113-35-MTP
		ARTEP 5-335-65-MTP
		ARTEP 5-335-66-MTP
		ARTEP 5-336-34-MTP
		ARTEP 5-337-35-MTP
		ARTEP 5-435-67-MTP
		ARTEP 5-436-35-MTP
		ARTEP 5-436-37-MTP
		ARTEP 5-437-36-MTP
		ARTEP 5-437-38-MTP
05-2-0514	Plan and Control Tactical Obstacles	ARTEP 5-027-35-MTP
		ARTEP 5-053-11-MTP
		ARTEP 5-063-10-MTP
		ARTEP 5-063-11-MTP
		ARTEP 5-063-35-MTP
		ARTEP 5-113-11-MTP
		ARTEP 5-113-12-MTP
		ARTEP 5-113-35-MTP
		ARTEP 5-157-10-MTP
		ARTEP 5-217-10-MTP
		ARTEP 5-335-65-MTP
		ARTEP 5-335-70-MTP
		ARTEP 5-337-10-MTP
		ARTEP 5-337-35-MTP
		ARTEP 5-427-10-MTP
		ARTEP 5-435-67-MTP
		ARTEP 5-437-10-MTP
		ARTEP 5-437-11-MTP
		ARTEP 5-437-36-MTP
		ARTEP 5-437-38-MTP
05-2-0516	Emplace Situational Obstacles	ARTEP 5-113-11-MTP
		ARTEP 5-113-12-MTP
		ARTEP 5-335-65-MTP
		ARTEP 5-335-70-MTP
		ARTEP 5-337-10-MTP
		ARTEP 5-337-35-MTP
		ARTEP 5-435-67-MTP
		ARTEP 5-437-10-MTP
		ARTEP 5-437-11-MTP
		ARTEP 5-437-36-MTP
05-3-0303	Construct Wire Obstacles	ARTEP 5-437-38-MTP
		ARTEP 5-027-10-MTP
		ARTEP 5-053-11-MTP

**SUPPORTING COLLECTIVE TASKS**

<b>Task Number</b>	<b>Task Title</b>	<b>References</b>
		ARTEP 5-053-12-MTP
		ARTEP 5-063-10-MTP
		ARTEP 5-063-11-MTP
		ARTEP 5-113-11-MTP
		ARTEP 5-113-12-MTP
		ARTEP 5-113-35-MTP
		ARTEP 5-157-10-MTP
		ARTEP 5-217-10-MTP
		ARTEP 5-337-10-MTP
		ARTEP 5-417-13-MTP
		ARTEP 5-417-17-MTP
		ARTEP 5-427-10-MTP
		ARTEP 5-437-10-MTP
		ARTEP 5-437-11-MTP
		ARTEP 5-443-12-MTP
		ARTEP 5-443-14-MTP
		ARTEP 5-447-10-MTP
		ARTEP 5-447-11-MTP
		ARTEP 5-473-35-MTP

**OPFOR TASKS AND STANDARDS**

**TASK:** Surrender to the Capturing Unit on the Battlefield (5-OPFOR-0024)

**CONDITION:** The enemy has captured the opposing forces (OPFOR) element's soldiers, documents, and equipment sensitive to the OPFOR tactical operations.

**STANDARD:** The OPFOR soldiers retain or destroy documents and equipment. The OPFOR element surrenders documents and equipment of no tactical use to the enemy and attempts to conceal or destroy items of tactical value. The OPFOR element attempts escape and evasion. 1. Prevents the successful capture of documents and equipment. 2. Destroys documents and equipment. 3. Removes identifying markings from equipment. 4. Removes unit-identifying insignia. 5. Provides misleading information. 6. Plans an escape. 7. Delays movement to the nearest collection point. 8. Prevents safeguarding of enemy prisoners of war (EPWs) in order to cause embarrassment to the United States (US).

**TASK:** Disrupt a Route Reconnaissance (5-OPFOR-0021)

**CONDITION:** The enemy is conducting a route reconnaissance. The opposing forces (OPFOR) element is positioned along the enemy's route.

**STANDARD:** The OPFOR element attempts to disrupt a squad/section conducting a route reconnaissance. 1. Prevents the unit from meeting its specified time schedule. 2. Forces the unit to deviate from its specified route. 3. Prevents the unit from reaching its assigned destination. 4. Surprises the squad/section. 5. Inflicts casualties on the unit.

**TASK:** Conduct a Raid (5-OPFOR-0004)

**CONDITION:** The opposing forces (OPFOR) element has occupied an objective rally point and has orders to conduct a raid on a combat service support (CSS) base.

**STANDARD:** The OPFOR element infiltrates the enemy's base and destroys all of the targets. 1. Surprises the enemy forces. 2. Assaults the support base and accomplishes the assigned tasks. 3. Destroys the specified equipment and supplies. 4. Avoids being decisively engaged. 5. Withdraws all personnel from the objective areas within the time prescribed. 6. Obtains all priority intelligence requirements (PIR) from the raid site. 7. Sustains only light casualties from enemy fire.

**TASK:** Conduct an Aerial Reconnaissance (5-OPFOR-0010)

**CONDITION:** The opposing forces (OPFOR) headquarters (HQ) element requires intelligence on the locations and identification of enemy elements. An aircraft is dispatched to take photographs and make a visual inspection of the enemy rear area.

**STANDARD:** The OPFOR element gathers photograph intelligence of the enemy. 1. Photographs the assigned sectors. 2. Makes quick visual checks where the ceiling is low. 3. Locates enemy positions in the area, particularly support and storage bases, and command and control (C2) facilities. 4. Sustains no loss of aircraft. 5. Reports priority intelligence requirements (PIR) and other information requirements to the OPFOR HQ.

**TASK:** Defeat Obstacles (5-OPFOR-0009)

**CONDITION:** The opposing forces (OPFOR) element encounters an obstacle that blocks the avenue of approach as it advances upon the enemy forces.

**STANDARD:** The OPFOR element bypasses or breaches the enemy obstacle. 1. Detects the obstacle before halting its main body. 2. Defeats the obstacle. a. Bypasses the obstacle without entering the engagement areas. b. Breaches the obstacle within 45 minutes and passes its entire force through the obstacle. 3. Does not incur degradation to the point that the mission must be discontinued.

**TASK:** Conduct an Attack (5-OPFOR-0008)

**CONDITION:** The enemy is conducting tactical operations. The opposing forces (OPFOR) element receives orders to attack the enemy, the area of occupation, or the main supply route (MSR) with smoke.

**STANDARD:** The OPFOR element disrupts the enemy's movement and smoke operations. 1. Determines the delivery method of the smoke attack. 2. Locates the target. 3. Delivers the smoke attack downwind. 4. Attacks the enemy with smoke, and surge attacks when the enemy responds to the smoke.

**TASK:** Disrupt Construction of Vehicle Fighting Positions (5-OPFOR-0020)

**CONDITION:** The opposing forces (OPFOR) element has located the enemy. The priority intelligence requirements (PIR) and other intelligence obtained by OPFOR patrols indicate the enemy is constructing vehicle fighting positions within its defensive area. The OPFOR element has automatic and antiarmor weapons and light mortars.

**STANDARD:** The OPFOR element attempts to disrupt the enemy's efforts to establish vehicle fighting positions. 1. Locates the defensive area. 2. Surprises the main body. 3. Penetrates the defensive area with squad-size probes. 4. Inflicts casualties on the unit. 5. Destroys vehicles. 6. Disrupts the unit's preparations (prevents or delays beyond the unit's allotted time).

**TASK:** Disrupt an Engineer Reconnaissance (5-OPFOR-0022)

**CONDITION:** The enemy is conducting an engineer reconnaissance. The opposing forces (OPFOR) element is positioned along the enemy's route.

**STANDARD:** The OPFOR element disrupts an engineer reconnaissance. 1. Prevents the unit from meeting its specified time schedule. 2. Forces the unit to deviate from its specified route. 3. Prevents the unit from accomplishing its assigned engineer reconnaissance. 4. Surprises the unit conducting the reconnaissance.

**TASK:** Conduct Terrorist and Saboteur Attacks (5-OPFOR-0005)

**CONDITION:** The opposing forces (OPFOR) element dispatches small teams into the enemy's rear area to disrupt combat service support (CSS) operations.

**STANDARD:** The enemy sustains disrupted command and control (C2), destroyed equipment and supplies, and light casualties. 1. Locates rear support bases and C2 facilities. 2. Delays and disrupts CSS operations through probes. 3. Infiltrates CSS bases to conduct sabotage and terrorist activities. 4. Inflicts light casualties. 5. Destroys supplies and equipment.

**TASK:** Defend a Minefield (5-OPFOR-0023)

**CONDITION:** The enemy is conducting a minefield sweeping operation. The opposing forces (OPFOR) element has a minefield placed in the enemy's path. The minefield is under constant observation and fire.

**STANDARD:** The OPFOR element defends a minefield against an enemy element conducting a minefield sweeping operation. 1. Prevents the unit from detecting the obstacle. 2. Disrupts the minefield sweeping operation. 3. Prevents the unit from conducting the minefield sweeping operation, prevents the unit from moving all personnel through the breach or delays the completion of the minefield sweeping operation for more than 45 minutes.

**TASK:** Maintain Contact (5-OPFOR-0003)

**CONDITION:** The opposing forces (OPFOR) element is engaged with enemy base defense forces. The enemy forces are withdrawing under pressure.

**STANDARD:** The OPFOR element maintains enemy contact while the enemy withdraws. 1. Engages the enemy forces decisively. 2. Advances the OPFOR as the enemy forces withdraw. 3. Inflicts heavy casualties. 4. Captures the members of the enemy force. 5. Captures documents and equipment. 6. Safeguards captured documents, equipment, and personnel.

**TASK:** Conduct an Ambush (5-OPFOR-0007)

**CONDITION:** The enemy is moving in a convoy. The opposing forces (OPFOR) element is positioned along the enemy's route.

**STANDARD:** The OPFOR element inflicts casualties on the enemy and causes vehicle and equipment damage. 1. Prepares an ambush site before the element arrives. 2. Surprises march element forces. 3. Inflicts heavy casualties within the designated kill zone. 4. Inflicts heavy damage to vehicles and equipment within the designated kill zone. 5. Delays the march element from reaching a specified destination for a specified period of time. 6. Withdraws on order. 7. Sustains no casualties. 8. Reports actions to superiors.

**TASK:** Disrupt a Net Control Station (NCS) (5-OPFOR-0019)

**CONDITION:** The enemy has established a NCS. The opposing forces (OPFOR) element has radio and jamming equipment.

**STANDARD:** The OPFOR element attempts to disrupt an NCS. 1. Attempts to locate the radio frequency that the unit is operating on. 2. Attempts to enter the radio net. 3. Attempts to issue "bogus" orders to a unit on the net. 4. Jams the radio frequency and forces the unit to go to an alternate frequency.

**TASK:** Disrupt Defensive Preparations (5-OPFOR-0018)

**CONDITION:** The opposing forces (OPFOR) element has located the enemy. Priority intelligence requirements (PIR) and other intelligence requirements obtained by OPFOR patrols indicate that the enemy elements are establishing defensive positions. The OPFOR element has automatic and antiarmor weapons and light mortars.

**STANDARD:** The OPFOR element disrupts and delays the enemy's defensive preparations. 1. Locates and penetrates the enemy's security system. 2. Forces the enemy to delay defensive preparations. 3. Disrupts the enemy's obstacle preparations.

**TASK:** Disrupt Enemy Movement and Operations Using Tactical Nuclear Weapons (5-OPFOR-0016)

**CONDITION:** The opposing forces (OPFOR) element has located the enemy. Priority intelligence requirements (PIR) and other intelligence requirements have been obtained by OPFOR patrols. Tactical nuclear weapons are employed against key locations in the rear area.

**STANDARD:** The OPFOR element disrupts enemy movement and operations. 1. Disrupts or delays the movement of the enemy's equipment and supplies to the forward areas. 2. Destroys enemy equipment and supplies. 3. Inflicts a high rate of nuclear casualties among the enemy forces. 4. Denies the enemy the use of specified areas. 5. Contaminates the enemy's equipment and supplies.

**TASK:** Disrupt Quartering Party Operations (5-OPFOR-0017)

**CONDITION:** The enemy is conducting quartering party operations. It has established an assembly area (AA) but has not moved in the main body.

**STANDARD:** The opposing forces (OPFOR) element attempts to disrupt quartering party operations and infiltrate the enemy's AA. 1. Locates the quartering party and the AA. 2. Surprises the main body. 3. Penetrates the AA with squad-size probes. 4. Inflicts personnel casualties and vehicle damage. 5. Disrupts the unit's preparations (prevents or delays beyond the unit's allotted time).

**TASK:** Disrupt Enemy Movement and Operations Using Persistent and Nonpersistent Chemical Weapons (5-OPFOR-0015)

**CONDITION:** The opposing forces (OPFOR) element has located the enemy. Priority intelligence requirements (PIR) and other intelligence requirements have been obtained by OPFOR patrols. The OPFOR units deliver chemical agents, by means of conventional artillery weapons or aircraft, along selected supply routes and key bases in the rear area.

**STANDARD:** The OPFOR element disrupts enemy movement and operations using persistent and nonpersistent chemical weapons. 1. Delivers chemical agents in low and densely wooded areas. 2. Delays the movement of enemy supplies and equipment to the forward areas. 3. Restricts the movement of the enemy units in the rear area. 4. Channels the movement of enemy units into predesignated ambush areas. 5. Contaminates enemy supplies and equipment. 6. Inflicts a high rate of casualties on enemy forces.

**TASK:** Disrupt Movement (5-OPFOR-0014)



**CONDITION:** The enemy is expected to move through the opposing forces (OPFOR) element's area of operations. The OPFOR element has received an operation order (OPORD) or fragmentary order (FRAGO) to disrupt enemy movement. The enemy has the capability to defend with direct fire and antiarmor weapons.

**STANDARD:** The OPFOR element delays enemy movement. 1. Delays the element. 2. Forces the element to deviate from its route. 3. Prevents the element from reaching its destination. 4. Surprises the element's main body.

**TASK:** Counter Passage of Lines (5-OPFOR-0012)

**CONDITION:** Enemy forces are in defensive positions, but they are expected to attempt passage-of-lines operations. The opposing forces (OPFOR) received orders to disrupt enemy passage-of-lines operations.

**STANDARD:** The OPFOR element delays or prevents enemy passage of lines. 1. Delays the passage. 2. Prevents the company from moving all personnel through the stationary unit. 3. Engages the main body of either the moving or the stationary unit.

**TASK:** Disrupt Assembly Area (AA) Activities (5-OPFOR-0013)

**CONDITION:** Intelligence reports indicate that platoon- and company-size enemy units are operating in the opposing forces (OPFOR) area of operations. Enemy units can defend from AAs with direct fire, antiarmor weapons, and indirect fire. The enemy has close air support (CAS) and nuclear, biological, and chemical (NBC) capabilities.

**STANDARD:** The OPFOR element locates and disrupts the enemy's AA activities. 1. Locates the element's AA. 2. Probes the AA with squad- or team-size elements. 3. Inflicts more than 5 percent casualties on the element. 4. Disrupts the element's preparations (prevents or delays beyond the element's allotted time).

**TASK:** Attack (5-OPFOR-0001)

**CONDITION:** The opposing forces (OPFOR) element has located the enemy. The priority intelligence requirements (PIR) and other intelligence requirements have been obtained by OPFOR patrols. The OPFOR element has automatic and antiarmor weapons and light mortars.

**STANDARD:** The OPFOR element attempts to seize the terrain, vehicles, or equipment. 1. Develops an attack plan. 2. Surprises the enemy unit's main body. 3. Initiates the attack using a scheme of maneuver that exploits the enemy's flanks, gaps, and weaknesses. 4. Uses covered and concealed routes to approach the enemy forces' flanks, gaps, or weakly held areas. 5. Employs indirect fire to support the attack. 6. Penetrates enemy defenses. 7. Destroys equipment and supplies. 8. Inflicts heavy casualties. 9. Isolates the combat service support (CSS) base by blocking reinforcements. 10. Forces enemy units to displace. 11. Avoids being fixed in one position. 12. Withdraws before the CSS base is reinforced with tactical combat forces.

**TASK:** Conduct Sniper Operations (5-OPFOR-0006)

**CONDITION:** The opposing forces (OPFOR) element has assigned snipers (regular or irregular elements) in the enemy's rear area along the main supply route (MSR) and near support sites.

**STANDARD:** The OPFOR element kills or wounds targets. 1. Sets up a well-concealed location. 2. Engages vehicle drivers or personnel on foot with short bursts of semiautomatic fire. 3. Kills or wounds selected targets. 4. Prevents the position from being discovered by enemy forces. 5. Evacuates the area without being spotted. 6. Reports all specified priority intelligence requirements (PIR) and other intelligence requirements to the OPFOR headquarters (HQ).

**TASK:** Conduct Air Attacks (5-OPFOR-0002)

**CONDITION:** The opposing forces (OPFOR) element in the rear area has forwarded the positions of the enemy support sites or the locations of moving elements. The OPFOR aircraft have been dispatched to attack enemy installations or convoys.

**STANDARD:** The OPFOR element attempts to delay, disrupt, or damage the enemy targets by air. 1. Locates the target (support sites or convoys). 2. Makes attack runs on the designated targets. 3. Inflicts heavy damage to the selected target. 4. Sustains no loss of aircraft. 5. Delays moving the force for more than one hour.

**ELEMENTS:** Team Headquarters  
Heavy Diving Section

**TASK:** React to an Ambush (07-3-1112.05-T01A)  
(FM 7-8) (FM 17-98) (FM 34-2-1)  
(FM 7-92)

**ITERATION:** 1 2 3 4 5 M (Circle)

**COMMANDER/LEADER ASSESSMENT:** T P U (Circle)

**CONDITIONS:** The element is in a prepared kill zone. The enemy initiates the ambush with a casualty-producing device and a high volume of fire. The unit has guidance provided by the rules of engagement (ROE) and from mission instructions, such as the peace mandate terms of reference, the Status of Forces Agreement (SOFA), and the rules of interaction (ROI). Civilians, government organizations, nongovernmental organizations, private voluntary organizations, and the international press may be present on the battlefield. The presence of civilians can restrict the use of fires and reduce the combat power available to the commander. Some iterations of this task should be performed in MOPP4.

**TASK STANDARDS:** The element reacts immediately to the ambush based on the type (near, far). The platoon disengages the element in the kill zone or forces the enemy to withdraw. The platoon continues follow-on operations. The unit complies with the ROE, mission instruction, and higher headquarters (HQ) and other special orders. The time required to prepare is increased when conducting this task in mission-oriented protection posture (MOPP) 4.

TASK STEPS AND PERFORMANCE MEASURES	GO	NO-GO
<p>NOTE: Leaders ensure that the ROE and the ROI are disseminated to subordinate personnel.</p> <ol style="list-style-type: none"> <li>1. Personnel in the kill zone react to a near ambush (within hand grenade range).                             <ol style="list-style-type: none"> <li>a. Returned fire immediately; assumed covered positions; and threw fragmentation, concussion, and smoke grenades.</li> <li>b. Immediately after the grenades detonated, assaulted individually through the ambush using individual fire and movement</li> </ol> </li> <li>2. Personnel not in the kill zone react to a near ambush.                             <ol style="list-style-type: none"> <li>a. Identified enemy positions.</li> <li>b. Initiated immediate suppressive fires against the enemy.</li> <li>c. Took up covered positions.</li> <li>d. Shifted fires as personnel in the kill zone assaulted through the ambush.</li> </ol> </li> <li>3. Personnel receiving fire in a far ambush (beyond hand grenade range) immediately return fire and take up covered positions.                             <ol style="list-style-type: none"> <li>a. Suppressed or destroyed enemy crew-served weapons first.</li> <li>b. Obscured the enemy position with smoke (M203).</li> <li>c. Sustained suppressive fires and shifted them as the assaulting squads fought through the enemy position.</li> </ol> </li> <li>4. Personnel not receiving fire react to a far ambush.                             <ol style="list-style-type: none"> <li>a. Moved by a covered and concealed route to a vulnerable flank of the enemy's position.</li> <li>b. Assaulted using fire and movement techniques.</li> </ol> </li> <li>5. The element forward observer (FO) calls for and adjusts indirect fires as directed by the element leader.                             <ol style="list-style-type: none"> <li>a. Used indirect fires to isolate the enemy's position.</li> </ol> </li> </ol>		

TASK STEPS AND PERFORMANCE MEASURES	GO	NO-GO
b. Adjusted fires on any retreating enemy. * 6. The platoon leader accounts for all personnel and equipment after the enemy has withdrawn. a. Reported the situation to higher HQ. b. Consolidated and reorganized as necessary. c. Continued the mission.		

TASK PERFORMANCE / EVALUATION SUMMARY BLOCK							
ITERATION	1	2	3	4	5	M	TOTAL
TOTAL TASK STEPS EVALUATED							
TOTAL TASK STEPS "GO"							
TRAINING STATUS "GO"/"NO-GO"							

"\*" indicates a leader task step.

**SUPPORTING INDIVIDUAL TASKS: NONE**

**SUPPORTING COLLECTIVE TASKS**

Task Number	Task Title	References
05-2-0100	Coordinate the Synchronization and Integration of Fire Support (FS)	ARTEP 5-053-35-MTP ARTEP 5-113-35-MTP ARTEP 5-335-65-MTP ARTEP 5-337-35-MTP ARTEP 5-435-67-MTP ARTEP 5-437-36-MTP ARTEP 5-437-38-MTP
08-2-0314.05-T01A	Treat Unit Casualties (for Units with Medical Treatment Personnel)	ARTEP 5-026-34-MTP ARTEP 5-053-35-MTP ARTEP 5-063-35-MTP ARTEP 5-113-35-MTP ARTEP 5-156-34-MTP ARTEP 5-216-34-MTP ARTEP 5-336-34-MTP ARTEP 5-416-34-MTP ARTEP 5-436-35-MTP ARTEP 5-436-37-MTP ARTEP 5-446-34-MTP ARTEP 5-446-36-MTP ARTEP 5-473-35-MTP
12-1-0403.05-T01A	Report Casualties	ARTEP 5-025-66-MTP ARTEP 5-026-34-MTP ARTEP 5-155-66-MTP ARTEP 5-156-34-MTP ARTEP 5-215-66-MTP

**SUPPORTING COLLECTIVE TASKS**

Task Number	Task Title	References
		ARTEP 5-216-34-MTP
		ARTEP 5-335-60-MTP
		ARTEP 5-335-66-MTP
		ARTEP 5-336-34-MTP
		ARTEP 5-415-66-MTP
		ARTEP 5-425-66-MTP
		ARTEP 5-426-34-MTP
		ARTEP 5-435-66-MTP
		ARTEP 5-436-35-MTP
		ARTEP 5-436-37-MTP
		ARTEP 5-445-64-MTP
		ARTEP 5-445-66-MTP
		ARTEP 5-446-34-MTP
		ARTEP 5-446-36-MTP
		ARTEP 5-605-66-MTP
		ARTEP 5-606-34-MTP
		ARTEP 5-615-66-MTP
		ARTEP 5-616-34-MTP

**OPFOR TASKS AND STANDARDS**

**TASK:** Conduct an Ambush (07-OPFOR-1112)

**CONDITION:** The opposing forces (OPFOR) are operating separately or as part of a larger unit. The OPFOR is ordered to conduct an ambush along the enemy's lines of communications. The OPFOR has designated priority intelligence requirements (PIR) and other intelligence requirements (IR). Light automatic weapons, light mortars, and antiarmor systems are available.

**STANDARD:** 1. The OPFOR emplaces the ambush not later than the time specified in the order. 2. The OPFOR surprises the enemy. 3. The OPFOR engages, fixes, and/or destroys the specified enemy element in the kill zone. OR 4. The OPFOR engages and destroys all of the specified vehicles in the kill zone. 5. The OPFOR withdraws all personnel and equipment from the objective, on order. 6. All specified PIR and IR are obtained from the ambush site.

**TASK:** Surrender to the Capturing Unit on the Battlefield (5-OPFOR-0024)

**CONDITION:** The enemy has captured the opposing forces (OPFOR) element's soldiers, documents, and equipment sensitive to the OPFOR tactical operations.

**STANDARD:** The OPFOR soldiers retain or destroy documents and equipment. The OPFOR element surrenders documents and equipment of no tactical use to the enemy and attempts to conceal or destroy items of tactical value. The OPFOR element attempts escape and evasion. 1. Prevents the successful capture of documents and equipment. 2. Destroys documents and equipment. 3. Removes identifying markings from equipment. 4. Removes unit-identifying insignia. 5. Provides misleading information. 6. Plans an escape. 7. Delays movement to the nearest collection point. 8. Prevents safeguarding of enemy prisoners of war (EPWs) in order to cause embarrassment to the United States (US).

**TASK:** Disrupt a Route Reconnaissance (5-OPFOR-0021)

**CONDITION:** The enemy is conducting a route reconnaissance. The opposing forces (OPFOR) element is positioned along the enemy's route.

**STANDARD:** The OPFOR element attempts to disrupt a squad/section conducting a route reconnaissance. 1. Prevents the unit from meeting its specified time schedule. 2. Forces the unit to deviate from its specified route. 3. Prevents the unit from reaching its assigned destination. 4. Surprises the squad/section. 5. Inflicts casualties on the unit.

**TASK:** Conduct a Raid (5-OPFOR-0004)

**CONDITION:** The opposing forces (OPFOR) element has occupied an objective rally point and has orders to conduct a raid on a combat service support (CSS) base.

**STANDARD:** The OPFOR element infiltrates the enemy's base and destroys all of the targets. 1. Surprises the enemy forces. 2. Assaults the support base and accomplishes the assigned tasks. 3. Destroys the specified equipment and supplies. 4. Avoids being decisively engaged. 5. Withdraws all personnel from the objective areas within the time prescribed. 6. Obtains all priority intelligence requirements (PIR) from the raid site. 7. Sustains only light casualties from enemy fire.

**TASK:** Conduct an Aerial Reconnaissance (5-OPFOR-0010)

**CONDITION:** The opposing forces (OPFOR) headquarters (HQ) element requires intelligence on the locations and identification of enemy elements. An aircraft is dispatched to take photographs and make a visual inspection of the enemy rear area.

**STANDARD:** The OPFOR element gathers photograph intelligence of the enemy. 1. Photographs the assigned sectors. 2. Makes quick visual checks where the ceiling is low. 3. Locates enemy positions in the area, particularly support and storage bases, and command and control (C2) facilities. 4. Sustains no loss of aircraft. 5. Reports priority intelligence requirements (PIR) and other information requirements to the OPFOR HQ.

**TASK:** Defeat Obstacles (5-OPFOR-0009)

**CONDITION:** The opposing forces (OPFOR) element encounters an obstacle that blocks the avenue of approach as it advances upon the enemy forces.

**STANDARD:** The OPFOR element bypasses or breaches the enemy obstacle. 1. Detects the obstacle before halting its main body. 2. Defeats the obstacle. a. Bypasses the obstacle without entering the engagement areas. b. Breaches the obstacle within 45 minutes and passes its entire force through the obstacle. 3. Does not incur degradation to the point that the mission must be discontinued.

**TASK:** Conduct an Attack (5-OPFOR-0008)

**CONDITION:** The enemy is conducting tactical operations. The opposing forces (OPFOR) element receives orders to attack the enemy, the area of occupation, or the main supply route (MSR) with smoke.

**STANDARD:** The OPFOR element disrupts the enemy's movement and smoke operations. 1. Determines the delivery method of the smoke attack. 2. Locates the target. 3. Delivers the smoke attack downwind. 4. Attacks the enemy with smoke, and surge attacks when the enemy responds to the smoke.

**TASK:** Disrupt Construction of Vehicle Fighting Positions (5-OPFOR-0020)

**CONDITION:** The opposing forces (OPFOR) element has located the enemy. The priority intelligence requirements (PIR) and other intelligence obtained by OPFOR patrols indicate the enemy is constructing vehicle fighting positions within its defensive area. The OPFOR element has automatic and antiarmor weapons and light mortars.

**STANDARD:** The OPFOR element attempts to disrupt the enemy's efforts to establish vehicle fighting positions. 1. Locates the defensive area. 2. Surprises the main body. 3. Penetrates the defensive area with squad-size probes. 4. Inflicts casualties on the unit. 5. Destroys vehicles. 6. Disrupts the unit's preparations (prevents or delays beyond the unit's allotted time).

**TASK:** Disrupt an Engineer Reconnaissance (5-OPFOR-0022)

**CONDITION:** The enemy is conducting an engineer reconnaissance. The opposing forces (OPFOR) element is positioned along the enemy's route.

**STANDARD:** The OPFOR element disrupts an engineer reconnaissance. 1. Prevents the unit from meeting its specified time schedule. 2. Forces the unit to deviate from its specified route. 3. Prevents the unit from accomplishing its assigned engineer reconnaissance. 4. Surprises the unit conducting the reconnaissance.

**TASK:** Conduct Terrorist and Saboteur Attacks (5-OPFOR-0005)

**CONDITION:** The opposing forces (OPFOR) element dispatches small teams into the enemy's rear area to disrupt combat service support (CSS) operations.

**STANDARD:** The enemy sustains disrupted command and control (C2), destroyed equipment and supplies, and light casualties. 1. Locates rear support bases and C2 facilities. 2. Delays and disrupts CSS operations through probes. 3. Infiltrates CSS bases to conduct sabotage and terrorist activities. 4. Inflicts light casualties. 5. Destroys supplies and equipment.

**TASK:** Defend a Minefield (5-OPFOR-0023)

**CONDITION:** The enemy is conducting a minefield sweeping operation. The opposing forces (OPFOR) element has a minefield placed in the enemy's path. The minefield is under constant observation and fire.

**STANDARD:** The OPFOR element defends a minefield against an enemy element conducting a minefield sweeping operation. 1. Prevents the unit from detecting the obstacle. 2. Disrupts the minefield sweeping operation. 3. Prevents the unit from conducting the minefield sweeping operation, prevents the unit from moving all personnel through the breach or delays the completion of the minefield sweeping operation for more than 45 minutes.

**TASK:** Maintain Contact (5-OPFOR-0003)

**CONDITION:** The opposing forces (OPFOR) element is engaged with enemy base defense forces. The enemy forces are withdrawing under pressure.

**STANDARD:** The OPFOR element maintains enemy contact while the enemy withdraws. 1. Engages the enemy forces decisively. 2. Advances the OPFOR as the enemy forces withdraw. 3. Inflicts heavy casualties. 4. Captures the members of the enemy force. 5. Captures documents and equipment. 6. Safeguards captured documents, equipment, and personnel.

**TASK:** Conduct an Ambush (5-OPFOR-0007)

**CONDITION:** The enemy is moving in a convoy. The opposing forces (OPFOR) element is positioned along the enemy's route.

**STANDARD:** The OPFOR element inflicts casualties on the enemy and causes vehicle and equipment damage. 1. Prepares an ambush site before the element arrives. 2. Surprises march element forces. 3. Inflicts heavy casualties within the designated kill zone. 4. Inflicts heavy damage to vehicles and equipment within the designated kill zone. 5. Delays the march element from reaching a specified destination for a specified period of time. 6. Withdraws on order. 7. Sustains no casualties. 8. Reports actions to superiors.

**TASK:** Disrupt a Net Control Station (NCS) (5-OPFOR-0019)

**CONDITION:** The enemy has established a NCS. The opposing forces (OPFOR) element has radio and jamming equipment.

**STANDARD:** The OPFOR element attempts to disrupt an NCS. 1. Attempts to locate the radio frequency that the unit is operating on. 2. Attempts to enter the radio net. 3. Attempts to issue "bogus" orders to a unit on the net. 4. Jams the radio frequency and forces the unit to go to an alternate frequency.

**TASK:** Disrupt Defensive Preparations (5-OPFOR-0018)

**CONDITION:** The opposing forces (OPFOR) element has located the enemy. Priority intelligence requirements (PIR) and other intelligence requirements obtained by OPFOR patrols indicate that the enemy elements are establishing defensive positions. The OPFOR element has automatic and antiarmor weapons and light mortars.

**STANDARD:** The OPFOR element disrupts and delays the enemy's defensive preparations. 1. Locates and penetrates the enemy's security system. 2. Forces the enemy to delay defensive preparations. 3. Disrupts the enemy's obstacle preparations.

**TASK:** Disrupt Enemy Movement and Operations Using Tactical Nuclear Weapons (5-OPFOR-0016)

**CONDITION:** The opposing forces (OPFOR) element has located the enemy. Priority intelligence requirements (PIR) and other intelligence requirements have been obtained by OPFOR patrols. Tactical nuclear weapons are employed against key locations in the rear area.

**STANDARD:** The OPFOR element disrupts enemy movement and operations. 1. Disrupts or delays the movement of the enemy's equipment and supplies to the forward areas. 2. Destroys enemy equipment and supplies. 3. Inflicts a high rate of nuclear casualties among the enemy forces. 4. Denies the enemy the use of specified areas. 5. Contaminates the enemy's equipment and supplies.

**TASK:** Disrupt Quartering Party Operations (5-OPFOR-0017)

**CONDITION:** The enemy is conducting quartering party operations. It has established an assembly area (AA) but has not moved in the main body.

**STANDARD:** The opposing forces (OPFOR) element attempts to disrupt quartering party operations and infiltrate the enemy's AA. 1. Locates the quartering party and the AA. 2. Surprises the main body. 3. Penetrates the AA with squad-size probes. 4. Inflicts personnel casualties and vehicle damage. 5. Disrupts the unit's preparations (prevents or delays beyond the unit's allotted time).

**TASK:** Disrupt Enemy Movement and Operations Using Persistent and Nonpersistent Chemical Weapons (5-OPFOR-0015)

**CONDITION:** The opposing forces (OPFOR) element has located the enemy. Priority intelligence requirements (PIR) and other intelligence requirements have been obtained by OPFOR patrols. The OPFOR units deliver chemical agents, by means of conventional artillery weapons or aircraft, along selected supply routes and key bases in the rear area.



**STANDARD:** The OPFOR element disrupts enemy movement and operations using persistent and nonpersistent chemical weapons. 1. Delivers chemical agents in low and densely wooded areas. 2. Delays the movement of enemy supplies and equipment to the forward areas. 3. Restricts the movement of the enemy units in the rear area. 4. Channels the movement of enemy units into predesignated ambush areas. 5. Contaminates enemy supplies and equipment. 6. Inflicts a high rate of casualties on enemy forces.

**TASK:** Disrupt Movement (5-OPFOR-0014)

**CONDITION:** The enemy is expected to move through the opposing forces (OPFOR) element's area of operations. The OPFOR element has received an operation order (OPORD) or fragmentary order (FRAGO) to disrupt enemy movement. The enemy has the capability to defend with direct fire and antiarmor weapons.

**STANDARD:** The OPFOR element delays enemy movement. 1. Delays the element. 2. Forces the element to deviate from its route. 3. Prevents the element from reaching its destination. 4. Surprises the element's main body.

**TASK:** Counter Passage of Lines (5-OPFOR-0012)

**CONDITION:** Enemy forces are in defensive positions, but they are expected to attempt passage-of-lines operations. The opposing forces (OPFOR) received orders to disrupt enemy passage-of-lines operations.

**STANDARD:** The OPFOR element delays or prevents enemy passage of lines. 1. Delays the passage. 2. Prevents the company from moving all personnel through the stationary unit. 3. Engages the main body of either the moving or the stationary unit.

**TASK:** Disrupt Assembly Area (AA) Activities (5-OPFOR-0013)

**CONDITION:** Intelligence reports indicate that platoon- and company-size enemy units are operating in the opposing forces (OPFOR) area of operations. Enemy units can defend from AAs with direct fire, antiarmor weapons, and indirect fire. The enemy has close air support (CAS) and nuclear, biological, and chemical (NBC) capabilities.

**STANDARD:** The OPFOR element locates and disrupts the enemy's AA activities. 1. Locates the element's AA. 2. Probes the AA with squad- or team-size elements. 3. Inflicts more than 5 percent casualties on the element. 4. Disrupts the element's preparations (prevents or delays beyond the element's allotted time).

**TASK:** Attack (5-OPFOR-0001)

**CONDITION:** The opposing forces (OPFOR) element has located the enemy. The priority intelligence requirements (PIR) and other intelligence requirements have been obtained by OPFOR patrols. The OPFOR element has automatic and antiarmor weapons and light mortars.

**STANDARD:** The OPFOR element attempts to seize the terrain, vehicles, or equipment. 1. Develops an attack plan. 2. Surprises the enemy unit's main body. 3. Initiates the attack using a scheme of maneuver that exploits the enemy's flanks, gaps, and weaknesses. 4. Uses covered and concealed routes to approach the enemy forces' flanks, gaps, or weakly held areas. 5. Employs indirect fire to support the attack. 6. Penetrates enemy defenses. 7. Destroys equipment and supplies. 8. Inflicts heavy casualties. 9. Isolates the combat service support (CSS) base by blocking reinforcements. 10. Forces enemy units to displace. 11. Avoids being fixed in one position. 12. Withdraws before the CSS base is reinforced with tactical combat forces.

**TASK:** Conduct Sniper Operations (5-OPFOR-0006)

**CONDITION:** The opposing forces (OPFOR) element has assigned snipers (regular or irregular elements) in the enemy's rear area along the main supply route (MSR) and near support sites.

**STANDARD:** The OPFOR element kills or wounds targets. 1. Sets up a well-concealed location. 2. Engages vehicle drivers or personnel on foot with short bursts of semiautomatic fire. 3. Kills or wounds selected targets. 4. Prevents the position from being discovered by enemy forces. 5. Evacuates the area without being spotted. 6. Reports all specified priority intelligence requirements (PIR) and other intelligence requirements to the OPFOR headquarters (HQ).

**TASK:** Conduct Air Attacks (5-OPFOR-0002)

**CONDITION:** The opposing forces (OPFOR) element in the rear area has forwarded the positions of the enemy support sites or the locations of moving elements. The OPFOR aircraft have been dispatched to attack enemy installations or convoys.

**STANDARD:** The OPFOR element attempts to delay, disrupt, or damage the enemy targets by air. 1. Locates the target (support sites or convoys). 2. Makes attack runs on the designated targets. 3. Inflicts heavy damage to the selected target. 4. Sustains no loss of aircraft. 5. Delays moving the force for more than one hour.

**ELEMENTS:** Team Headquarters  
Heavy Diving Section

**TASK:** Move Tactically (07-3-C211.05-T01A)  
(FM 7-7) (FM 7-10) (FM 7-7J)  
(FM 7-8)

**ITERATION:** 1 2 3 4 5 M (Circle)

**COMMANDER/LEADER ASSESSMENT:** T P U (Circle)

**CONDITIONS:** The element is required to move cross-country mounted or dismounted. The threat may consist of up to a motorized rifle company. Some iterations of this task should be performed in MOPP4.

**TASK STANDARDS:** The element arrives at its destination without being surprised by the opposing forces (OPFOR). The platoon retains its ability to move. The time required to perform this task is increased when conducting it in mission-oriented protection posture (MOPP) 4.

TASK STEPS AND PERFORMANCE MEASURES	GO	NO-GO
<ul style="list-style-type: none"> <li>* 1. The platoon leader assigns areas of responsibility (AORs) during the movement.                             <ul style="list-style-type: none"> <li>a. Assigned all squads to an AOR.</li> <li>b. Directed squad leaders to assign individual AORs.</li> <li>c. Ensured that there was all-around coverage of the platoon, including air guard.</li> </ul> </li> <li>* 2. The platoon leader designates a route for the movement.                             <ul style="list-style-type: none"> <li>a. Ensured that there was concealment from ground, air, and space observation.</li> <li>b. Ensured that there was cover from the direct fire of known enemy positions.</li> </ul> </li> <li>3. The squads use a wedge formation during the movement.                             <ul style="list-style-type: none"> <li>a. Formed one or two wedges, based on mission, enemy, terrain, troops, time available, and civilian considerations (METT-TC) factors.</li> <li>b. Closed the wedges during limited visibility so that visibility was maintained between individuals, teams, and squads. The rate of movement was maintained.</li> <li>c. Opened the wedges as obstructions to the movement and to diminish control.</li> </ul> </li> <li>* 4. The platoon leader designates the movement technique to be used, based on METT-TC factors.                             <ul style="list-style-type: none"> <li>a. Designated the traveling movement technique when enemy contact was not likely.</li> <li>b. Designated the traveling-overwatch movement technique when enemy contact was possible.</li> <li>c. Designated the bounding-overwatch movement technique when enemy contact was likely.</li> </ul> </li> <li>5. The platoon performs the traveling movement technique.                             <ul style="list-style-type: none"> <li>a. Maintained fire teams about 20 meters apart when dismounted.</li> <li>b. Moved the squads on a column axis about 20 meters apart when dismounted.</li> <li>c. Moved in a column formation, staggered laterally, with 50 to 100 meters between vehicles when mounted.</li> <li>d. Reported obstacles, enemy contact, or danger areas to the platoon leader.</li> </ul> </li> </ul>		

TASK STEPS AND PERFORMANCE MEASURES	GO	NO-GO
<p>6. The platoon performs the traveling-overwatch movement technique.            NOTE: (Dismounted) The lead squad uses the traveling-overwatch movement technique, and the trailing squads use the traveling movement technique.</p> <ul style="list-style-type: none"> <li>a. Increased the distance between the lead squad and the platoon's main body by 50 to 100 meters.</li> <li>b. Conducted the movement (mounted) with the lead vehicle 100 to 400 meters in front of the rest of the platoon; other vehicles were 50 to 100 meters apart.</li> <li>c. Reported obstacles, enemy contact, or danger areas to the platoon leader.</li> </ul> <p>7. The platoon performs the bounding-overwatch movement technique.</p> <ul style="list-style-type: none"> <li>a. Conducted bounds that did not exceed visual overwatch.</li> <li>b. Conducted bounds that stayed within the maximum effective range of overwatching weapons.</li> </ul> <p>8. The bounding squad moves.</p> <ul style="list-style-type: none"> <li>a. Signaled to the platoon leader that it was beginning its movement.</li> <li>b. Used a covered and concealed route, when available, for its bound.</li> <li>c. Employed a point man or buddy team as far forward as visual contact with the rest of the squad allowed.</li> <li>d. Moved as quickly as possible while maintaining operations security (OPSEC).</li> <li>e. Moved so as not to mask the fires of the overwatching element.</li> <li>f. Established an overwatch position upon completion of its bound, to overwatch the succeeding bound.</li> <li>g. Informed the platoon leader that it had finished its bound and was ready to overwatch.</li> <li>h. Alerted the platoon leader and the overwatching element of any enemy detected, obstacles encountered, or danger areas.</li> </ul> <p>9. The overwatch squad provides overwatch.</p> <ul style="list-style-type: none"> <li>a. Occupied a position that allowed observation and fire to cover the bounding squad's movement to its next overwatch position.</li> <li>b. Oriented the weapons on likely enemy positions.</li> <li>c. Maintained continuous observation of the bounding squad, its route, and any terrain that could influence the route.</li> <li>d. Suppressed enemy units so that the bounding element was not fixed.</li> <li>e. Alerted the bounding squad and the platoon leader of any enemy that it detected.</li> <li>f. Prepared to bound when the bounding team assumed the overwatch position.</li> </ul> <p>10. The platoon maintains security during the movement.</p> <ul style="list-style-type: none"> <li>a. Maintained visual contact at a normal interval of 10 meters (the interval automatically expands and contracts based on terrain and visibility).</li> <li>b. Maintained noise and light discipline.</li> <li>c. Observed sectors of fires so that no enemy could approach the platoon within 35 meters and no aircraft could attack the platoon without warning.</li> </ul> <p>*11. Leaders use control measures during the movement.</p> <ul style="list-style-type: none"> <li>a. Positioned themselves where they could control the movement.</li> <li>b. Positioned key weapons.</li> <li>c. Used visual signals and oral commands to control the movement.</li> </ul> <p>*12. The platoon leader controls the platoon's movements.</p>		

TASK STEPS AND PERFORMANCE MEASURES	GO	NO-GO
a. Assessed the terrain continuously for potential danger areas. b. Used arm and hand signals once contact was made. c. Used visual and audio signals once contact was made.  *13. The platoon leader knows the platoon's location at all times. a. Expressed the platoon's location as a six-digit coordinate or by using current operational graphics. b. Knew the location of all the platoon elements and the leading, flanking, and trailing company elements, and was accurate to plus or minus 100 meters.		

TASK PERFORMANCE / EVALUATION SUMMARY BLOCK							
ITERATION	1	2	3	4	5	M	TOTAL
TOTAL TASK STEPS EVALUATED							
TOTAL TASK STEPS "GO"							
TRAINING STATUS "GO"/"NO-GO"							

"\*" indicates a leader task step.

**SUPPORTING INDIVIDUAL TASKS: NONE**

**SUPPORTING COLLECTIVE TASKS: NONE**

**OPFOR TASKS AND STANDARDS**

**TASK:** Disrupt a Route Reconnaissance (5-OPFOR-0021)

**CONDITION:** The enemy is conducting a route reconnaissance. The opposing forces (OPFOR) element is positioned along the enemy's route.

**STANDARD:** The OPFOR element attempts to disrupt a squad/section conducting a route reconnaissance. 1. Prevents the unit from meeting its specified time schedule. 2. Forces the unit to deviate from its specified route. 3. Prevents the unit from reaching its assigned destination. 4. Surprises the squad/section. 5. Inflicts casualties on the unit.

**TASK:** Conduct a Raid (5-OPFOR-0004)

**CONDITION:** The opposing forces (OPFOR) element has occupied an objective rally point and has orders to conduct a raid on a combat service support (CSS) base.

**STANDARD:** The OPFOR element infiltrates the enemy's base and destroys all of the targets. 1. Surprises the enemy forces. 2. Assaults the support base and accomplishes the assigned tasks. 3. Destroys the specified equipment and supplies. 4. Avoids being decisively engaged. 5. Withdraws all personnel from the objective areas within the time prescribed. 6. Obtains all priority intelligence requirements (PIR) from the raid site. 7. Sustains only light casualties from enemy fire.

**TASK:** Conduct an Aerial Reconnaissance (5-OPFOR-0010)

**CONDITION:** The opposing forces (OPFOR) headquarters (HQ) element requires intelligence on the locations and identification of enemy elements. An aircraft is dispatched to take photographs and make a visual inspection of the enemy rear area.

**STANDARD:** The OPFOR element gathers photograph intelligence of the enemy. 1. Photographs the assigned sectors. 2. Makes quick visual checks where the ceiling is low. 3. Locates enemy positions in the area, particularly support and storage bases, and command and control (C2) facilities. 4. Sustains no loss of aircraft. 5. Reports priority intelligence requirements (PIR) and other information requirements to the OPFOR HQ.

**TASK:** Defeat Obstacles (5-OPFOR-0009)

**CONDITION:** The opposing forces (OPFOR) element encounters an obstacle that blocks the avenue of approach as it advances upon the enemy forces.

**STANDARD:** The OPFOR element bypasses or breaches the enemy obstacle. 1. Detects the obstacle before halting its main body. 2. Defeats the obstacle. a. Bypasses the obstacle without entering the engagement areas. b. Breaches the obstacle within 45 minutes and passes its entire force through the obstacle. 3. Does not incur degradation to the point that the mission must be discontinued.

**TASK:** Conduct an Attack (5-OPFOR-0008)

**CONDITION:** The enemy is conducting tactical operations. The opposing forces (OPFOR) element receives orders to attack the enemy, the area of occupation, or the main supply route (MSR) with smoke.

**STANDARD:** The OPFOR element disrupts the enemy's movement and smoke operations. 1. Determines the delivery method of the smoke attack. 2. Locates the target. 3. Delivers the smoke attack downwind. 4. Attacks the enemy with smoke, and surge attacks when the enemy responds to the smoke.

**TASK:** Disrupt Construction of Vehicle Fighting Positions (5-OPFOR-0020)

**CONDITION:** The opposing forces (OPFOR) element has located the enemy. The priority intelligence requirements (PIR) and other intelligence obtained by OPFOR patrols indicate the enemy is constructing vehicle fighting positions within its defensive area. The OPFOR element has automatic and antiarmor weapons and light mortars.

**STANDARD:** The OPFOR element attempts to disrupt the enemy's efforts to establish vehicle fighting positions. 1. Locates the defensive area. 2. Surprises the main body. 3. Penetrates the defensive area with squad-size probes. 4. Inflicts casualties on the unit. 5. Destroys vehicles. 6. Disrupts the unit's preparations (prevents or delays beyond the unit's allotted time).

**TASK:** Disrupt an Engineer Reconnaissance (5-OPFOR-0022)

**CONDITION:** The enemy is conducting an engineer reconnaissance. The opposing forces (OPFOR) element is positioned along the enemy's route.

**STANDARD:** The OPFOR element disrupts an engineer reconnaissance. 1. Prevents the unit from meeting its specified time schedule. 2. Forces the unit to deviate from its specified route. 3. Prevents the unit from accomplishing its assigned engineer reconnaissance. 4. Surprises the unit conducting the reconnaissance.

**TASK:** Conduct Terrorist and Saboteur Attacks (5-OPFOR-0005)

**CONDITION:** The opposing forces (OPFOR) element dispatches small teams into the enemy's rear area to disrupt combat service support (CSS) operations.

**STANDARD:** The enemy sustains disrupted command and control (C2), destroyed equipment and supplies, and light casualties. 1. Locates rear support bases and C2 facilities. 2. Delays and disrupts CSS operations through probes. 3. Infiltrates CSS bases to conduct sabotage and terrorist activities. 4. Inflicts light casualties. 5. Destroys supplies and equipment.

**TASK:** Defend a Minefield (5-OPFOR-0023)

**CONDITION:** The enemy is conducting a minefield sweeping operation. The opposing forces (OPFOR) element has a minefield placed in the enemy's path. The minefield is under constant observation and fire.

**STANDARD:** The OPFOR element defends a minefield against an enemy element conducting a minefield sweeping operation. 1. Prevents the unit from detecting the obstacle. 2. Disrupts the minefield sweeping operation. 3. Prevents the unit from conducting the minefield sweeping operation, prevents the unit from moving all personnel through the breach or delays the completion of the minefield sweeping operation for more than 45 minutes.

**TASK:** Maintain Contact (5-OPFOR-0003)

**CONDITION:** The opposing forces (OPFOR) element is engaged with enemy base defense forces. The enemy forces are withdrawing under pressure.

**STANDARD:** The OPFOR element maintains enemy contact while the enemy withdraws. 1. Engages the enemy forces decisively. 2. Advances the OPFOR as the enemy forces withdraw. 3. Inflicts heavy casualties. 4. Captures the members of the enemy force. 5. Captures documents and equipment. 6. Safeguards captured documents, equipment, and personnel.

**TASK:** Conduct an Ambush (5-OPFOR-0007)

**CONDITION:** The enemy is moving in a convoy. The opposing forces (OPFOR) element is positioned along the enemy's route.

**STANDARD:** The OPFOR element inflicts casualties on the enemy and causes vehicle and equipment damage. 1. Prepares an ambush site before the element arrives. 2. Surprises march element forces. 3. Inflicts heavy casualties within the designated kill zone. 4. Inflicts heavy damage to vehicles and equipment within the designated kill zone. 5. Delays the march element from reaching a specified destination for a specified period of time. 6. Withdraws on order. 7. Sustains no casualties. 8. Reports actions to superiors.

**TASK:** Disrupt a Net Control Station (NCS) (5-OPFOR-0019)

**CONDITION:** The enemy has established a NCS. The opposing forces (OPFOR) element has radio and jamming equipment.

**STANDARD:** The OPFOR element attempts to disrupt an NCS. 1. Attempts to locate the radio frequency that the unit is operating on. 2. Attempts to enter the radio net. 3. Attempts to issue "bogus" orders to a unit on the net. 4. Jams the radio frequency and forces the unit to go to an alternate frequency.

**TASK:** Disrupt Defensive Preparations (5-OPFOR-0018)

**CONDITION:** The opposing forces (OPFOR) element has located the enemy. Priority intelligence requirements (PIR) and other intelligence requirements obtained by OPFOR patrols indicate that the enemy elements are establishing defensive positions. The OPFOR element has automatic and antiarmor weapons and light mortars.

**STANDARD:** The OPFOR element disrupts and delays the enemy's defensive preparations. 1. Locates and penetrates the enemy's security system. 2. Forces the enemy to delay defensive preparations. 3. Disrupts the enemy's obstacle preparations.

**TASK:** Disrupt Enemy Movement and Operations Using Tactical Nuclear Weapons (5-OPFOR-0016)

**CONDITION:** The opposing forces (OPFOR) element has located the enemy. Priority intelligence requirements (PIR) and other intelligence requirements have been obtained by OPFOR patrols. Tactical nuclear weapons are employed against key locations in the rear area.

**STANDARD:** The OPFOR element disrupts enemy movement and operations. 1. Disrupts or delays the movement of the enemy's equipment and supplies to the forward areas. 2. Destroys enemy equipment and supplies. 3. Inflicts a high rate of nuclear casualties among the enemy forces. 4. Denies the enemy the use of specified areas. 5. Contaminates the enemy's equipment and supplies.

**TASK:** Disrupt Quartering Party Operations (5-OPFOR-0017)

**CONDITION:** The enemy is conducting quartering party operations. It has established an assembly area (AA) but has not moved in the main body.

**STANDARD:** The opposing forces (OPFOR) element attempts to disrupt quartering party operations and infiltrate the enemy's AA. 1. Locates the quartering party and the AA. 2. Surprises the main body. 3. Penetrates the AA with squad-size probes. 4. Inflicts personnel casualties and vehicle damage. 5. Disrupts the unit's preparations (prevents or delays beyond the unit's allotted time).

**TASK:** Disrupt Enemy Movement and Operations Using Persistent and Nonpersistent Chemical Weapons (5-OPFOR-0015)

**CONDITION:** The opposing forces (OPFOR) element has located the enemy. Priority intelligence requirements (PIR) and other intelligence requirements have been obtained by OPFOR patrols. The OPFOR units deliver chemical agents, by means of conventional artillery weapons or aircraft, along selected supply routes and key bases in the rear area.

**STANDARD:** The OPFOR element disrupts enemy movement and operations using persistent and nonpersistent chemical weapons. 1. Delivers chemical agents in low and densely wooded areas. 2. Delays the movement of enemy supplies and equipment to the forward areas. 3. Restricts the movement of the enemy units in the rear area. 4. Channels the movement of enemy units into predesignated ambush areas. 5. Contaminates enemy supplies and equipment. 6. Inflicts a high rate of casualties on enemy forces.

**TASK:** Disrupt Assembly Area (AA) Activities (5-OPFOR-0013)

**CONDITION:** Intelligence reports indicate that platoon- and company-size enemy units are operating in the opposing forces (OPFOR) area of operations. Enemy units can defend from AAs with direct fire, antiarmor weapons, and indirect fire. The enemy has close air support (CAS) and nuclear, biological, and chemical (NBC) capabilities.

**STANDARD:** The OPFOR element locates and disrupts the enemy's AA activities. 1. Locates the element's AA. 2. Probes the AA with squad- or team-size elements. 3. Inflicts more than 5 percent casualties on the element. 4. Disrupts the element's preparations (prevents or delays beyond the element's allotted time).



**TASK:** Disrupt Movement (5-OPFOR-0014)

**CONDITION:** The enemy is expected to move through the opposing forces (OPFOR) element's area of operations. The OPFOR element has received an operation order (OPORD) or fragmentary order (FRAGO) to disrupt enemy movement. The enemy has the capability to defend with direct fire and antiarmor weapons.

**STANDARD:** The OPFOR element delays enemy movement. 1. Delays the element. 2. Forces the element to deviate from its route. 3. Prevents the element from reaching its destination. 4. Surprises the element's main body.

**TASK:** Counter Passage of Lines (5-OPFOR-0012)

**CONDITION:** Enemy forces are in defensive positions, but they are expected to attempt passage-of-lines operations. The opposing forces (OPFOR) received orders to disrupt enemy passage-of-lines operations.

**STANDARD:** The OPFOR element delays or prevents enemy passage of lines. 1. Delays the passage. 2. Prevents the company from moving all personnel through the stationary unit. 3. Engages the main body of either the moving or the stationary unit.

**TASK:** Attack (5-OPFOR-0001)

**CONDITION:** The opposing forces (OPFOR) element has located the enemy. The priority intelligence requirements (PIR) and other intelligence requirements have been obtained by OPFOR patrols. The OPFOR element has automatic and antiarmor weapons and light mortars.

**STANDARD:** The OPFOR element attempts to seize the terrain, vehicles, or equipment. 1. Develops an attack plan. 2. Surprises the enemy unit's main body. 3. Initiates the attack using a scheme of maneuver that exploits the enemy's flanks, gaps, and weaknesses. 4. Uses covered and concealed routes to approach the enemy forces' flanks, gaps, or weakly held areas. 5. Employs indirect fire to support the attack. 6. Penetrates enemy defenses. 7. Destroys equipment and supplies. 8. Inflicts heavy casualties. 9. Isolates the combat service support (CSS) base by blocking reinforcements. 10. Forces enemy units to displace. 11. Avoids being fixed in one position. 12. Withdraws before the CSS base is reinforced with tactical combat forces.

**TASK:** Surrender to the Capturing Unit on the Battlefield (5-OPFOR-0024)

**CONDITION:** The enemy has captured the opposing forces (OPFOR) element's soldiers, documents, and equipment sensitive to the OPFOR tactical operations.

**STANDARD:** The OPFOR soldiers retain or destroy documents and equipment. The OPFOR element surrenders documents and equipment of no tactical use to the enemy and attempts to conceal or destroy items of tactical value. The OPFOR element attempts escape and evasion. 1. Prevents the successful capture of documents and equipment. 2. Destroys documents and equipment. 3. Removes identifying markings from equipment. 4. Removes unit-identifying insignia. 5. Provides misleading information. 6. Plans an escape. 7. Delays movement to the nearest collection point. 8. Prevents safeguarding of enemy prisoners of war (EPWs) in order to cause embarrassment to the United States (US).

**TASK:** Conduct Air Attacks (5-OPFOR-0002)

**CONDITION:** The opposing forces (OPFOR) element in the rear area has forwarded the positions of the enemy support sites or the locations of moving elements. The OPFOR aircraft have been dispatched to attack enemy installations or convoys.

**STANDARD:** The OPFOR element attempts to delay, disrupt, or damage the enemy targets by air. 1. Locates the target (support sites or convoys). 2. Makes attack runs on the designated targets. 3. Inflicts heavy damage to the selected target. 4. Sustains no loss of aircraft. 5. Delays moving the force for more than one hour.

**TASK:** Conduct Sniper Operations (5-OPFOR-0006)

**CONDITION:** The opposing forces (OPFOR) element has assigned snipers (regular or irregular elements) in the enemy's rear area along the main supply route (MSR) and near support sites.

**STANDARD:** The OPFOR element kills or wounds targets. 1. Sets up a well-concealed location. 2. Engages vehicle drivers or personnel on foot with short bursts of semiautomatic fire. 3. Kills or wounds selected targets. 4. Prevents the position from being discovered by enemy forces. 5. Evacuates the area without being spotted. 6. Reports all specified priority intelligence requirements (PIR) and other intelligence requirements to the OPFOR headquarters (HQ).

**ELEMENTS:** Team Headquarters  
Heavy Diving Section

**TASK:** Conduct a Radiological, Chemical, or Biological Reconnaissance or Survey (03-2-3008.05-T01A)  
(FM 3-19)

**ITERATION:** 1M 2M 3M 4M 5M (Circle)

**COMMANDER/LEADER ASSESSMENT:** T P U (Circle)

**CONDITIONS:** The element is conducting operations in an area where nuclear, biological, and chemical (NBC) weapons have been initiated. The commander needs to determine the presence of (or information on) radiological, chemical, or biological hazards in the area of operational concern. This task is always performed in MOPP4.

**TASK STANDARDS:** The commander and operations section plan a reconnaissance or survey mission for the company's organic reconnaissance element. The plan is issued with two-thirds planning time remaining for the element. The plan must be detailed and feasible for the element to perform. If the situation and location permit, the commander supervises the preparation and execution. The time required to perform this task is increased when conducting it in mission-oriented protection posture (MOPP) 4.

TASK STEPS AND PERFORMANCE MEASURES	GO	NO-GO
<ul style="list-style-type: none"> <li>* 1. The element leader receives and analyses the mission and identifies all unit tasks.</li> <li>* 2. The element leader issues a warning order as soon as possible to subordinate leaders.</li> <li>* 3. The element leader and the operations section make a tentative plan based on mission, enemy, terrain, troops, time available, and civilian considerations (METT-TC) factors.                             <ul style="list-style-type: none"> <li>a. Planned reconnaissance or survey techniques, locations, turn-back dose rates (radiological missions), decontamination after the reconnaissance or survey, fire support, reporting procedures, logistical support, and leader and signal information.</li> <li>b. Coordinated for intelligence information, air or indirect fire support, and medical support and coordinated its plan with units in the area of operations if necessary.</li> <li>c. Drew, stocked, or coordinated petroleum, oils, and lubricants (POL); ammunition; MOPP gear; Classes II and VII support; and maintenance/recovery/Class IX support for the platoon.</li> </ul> </li> <li>* 4. The element leader orders units to start movement, if necessary.</li> <li>* 5. The element leader reconnoiters the operations area and makes a map reconnaissance as a minimum.</li> <li>* 6. The element leader completes the plan and issues the operation order (OPORD) with two-thirds of the total planning time remaining for the platoon.</li> <li>* 7. The element leader supervises preparations of the reconnaissance or survey if the location of operations permits. Communications, supply, and maintenance sections assist the platoons with priority maintenance and resupply support.</li> </ul>		

TASK STEPS AND PERFORMANCE MEASURES	GO	NO-GO
<p>8. The element conducts a tactical road march or executes traveling movement to the reconnaissance or survey site. The reconnaissance or survey element--</p> <ul style="list-style-type: none"> <li>a. Executed a mounted movement technique (traveling, traveling overwatch, or bounding overwatch) or reconnoitered dismounted, as the situation and or mission required.</li> <li>b. Detected and marked the contaminated area, ensuring that the marking signs were facing toward friendly areas. Detected uncontaminated areas and routes. Selected decontamination sites with a water source, cover and concealment, and the physical capacity to hold a site if required to perform reconnaissance for decontamination sites as a mission.</li> <li>c. Determined the limits of the contaminated area. Detected the types of chemical agents or specific levels and types of radiological contamination as required by the mission.</li> </ul> <p>9. The headquarters (HQ), if prescribed by the mission, assists the reconnaissance or survey units' recovery operations.</p> <p>*10. The element leader or operations officer, if prescribed by the mission, debriefs returning reconnaissance or survey units and forwards acquired information to higher HQ in NBC 4 or NBC 5 format, if required.</p> <p>*11. The radiological element leaders record, collate, and submit individual and unit radiation exposure status (RES) readings to higher HQ.</p>		

TASK PERFORMANCE / EVALUATION SUMMARY BLOCK							
ITERATION	1M	2M	3M	4M	5M		TOTAL
TOTAL TASK STEPS EVALUATED							
TOTAL TASK STEPS "GO"							
TRAINING STATUS "GO"/"NO-GO"							

"\*" indicates a leader task step.

**SUPPORTING INDIVIDUAL TASKS: NONE**

**SUPPORTING COLLECTIVE TASKS**

Task Number	Task Title	References
05-3-0118	Conduct Minesweeping Operations	ARTEP 5-027-10-MTP ARTEP 5-063-10-MTP ARTEP 5-157-10-MTP ARTEP 5-217-10-MTP ARTEP 5-335-70-MTP ARTEP 5-337-10-MTP ARTEP 5-417-13-MTP ARTEP 5-417-17-MTP ARTEP 5-427-10-MTP ARTEP 5-443-12-MTP ARTEP 5-443-14-MTP

**SUPPORTING COLLECTIVE TASKS**

Task Number	Task Title	References
05-3-0904.05-R01A	Establish Jobsite Security	ARTEP 5-447-10-MTP ARTEP 5-447-11-MTP ARTEP 5-463-10-MTP ARTEP 5-463-12-MTP ARTEP 5-025-66-MTP ARTEP 5-026-34-MTP ARTEP 5-027-10-MTP ARTEP 5-027-35-MTP ARTEP 5-053-11-MTP ARTEP 5-053-12-MTP ARTEP 5-053-35-MTP ARTEP 5-063-10-MTP ARTEP 5-063-11-MTP ARTEP 5-063-35-MTP ARTEP 5-113-11-MTP ARTEP 5-113-12-MTP ARTEP 5-113-35-MTP ARTEP 5-145-12-MTP ARTEP 5-145-32-MTP ARTEP 5-155-66-MTP ARTEP 5-156-34-MTP ARTEP 5-157-10-MTP ARTEP 5-157-35-MTP ARTEP 5-215-66-MTP ARTEP 5-216-34-MTP ARTEP 5-217-10-MTP ARTEP 5-217-35-MTP ARTEP 5-335-60-MTP ARTEP 5-335-65-MTP ARTEP 5-335-66-MTP ARTEP 5-335-70-MTP ARTEP 5-336-34-MTP ARTEP 5-337-10-MTP ARTEP 5-337-35-MTP ARTEP 5-402-33-MTP ARTEP 5-402-68-MTP ARTEP 5-412-68-MTP ARTEP 5-412-69-MTP ARTEP 5-413-35-MTP ARTEP 5-415-66-MTP ARTEP 5-416-14-MTP ARTEP 5-416-34-MTP ARTEP 5-417-13-MTP ARTEP 5-417-17-MTP ARTEP 5-417-35-MTP ARTEP 5-423-11-MTP ARTEP 5-423-35-MTP ARTEP 5-424-35-MTP ARTEP 5-425-66-MTP ARTEP 5-426-34-MTP ARTEP 5-427-10-MTP ARTEP 5-427-35-MTP ARTEP 5-434-35-MTP

**SUPPORTING COLLECTIVE TASKS**

Task Number	Task Title	References
		ARTEP 5-435-66-MTP
		ARTEP 5-435-67-MTP
		ARTEP 5-436-35-MTP
		ARTEP 5-436-37-MTP
		ARTEP 5-437-10-MTP
		ARTEP 5-437-11-MTP
		ARTEP 5-437-36-MTP
		ARTEP 5-437-38-MTP
		ARTEP 5-443-10-MTP
		ARTEP 5-443-12-MTP
		ARTEP 5-443-14-MTP
		ARTEP 5-445-64-MTP
		ARTEP 5-445-66-MTP
		ARTEP 5-446-34-MTP
		ARTEP 5-446-36-MTP
		ARTEP 5-447-10-MTP
		ARTEP 5-447-11-MTP
		ARTEP 5-447-35-MTP
		ARTEP 5-447-37-MTP
		ARTEP 5-463-10-MTP
		ARTEP 5-463-12-MTP
		ARTEP 5-463-15-MTP
		ARTEP 5-463-17-MTP
		ARTEP 5-463-35-MTP
		ARTEP 5-463-36-MTP
		ARTEP 5-473-35-MTP
		ARTEP 5-493-38-MTP
		ARTEP 5-540-14-MTP
		ARTEP 5-601-70-MTP
		ARTEP 5-603-35-MTP
		ARTEP 5-607-35-MTP
		ARTEP 5-608-35-MTP
05-3-0913	Secure and defend unit position (Platoon)	ARTEP 5-145-12-MTP
05-3-1220	Conduct Fire and Maneuver Operations	ARTEP 5-027-10-MTP
		ARTEP 5-063-10-MTP
		ARTEP 5-063-11-MTP
		ARTEP 5-157-10-MTP
		ARTEP 5-217-10-MTP
		ARTEP 5-427-10-MTP
		ARTEP 5-447-10-MTP
		ARTEP 5-447-11-MTP
05-3-1232	Secure at a Halt	ARTEP 5-025-66-MTP
		ARTEP 5-026-34-MTP
		ARTEP 5-027-10-MTP
		ARTEP 5-027-35-MTP
		ARTEP 5-053-11-MTP
		ARTEP 5-053-12-MTP
		ARTEP 5-063-10-MTP
		ARTEP 5-063-11-MTP
		ARTEP 5-063-35-MTP
		ARTEP 5-113-11-MTP
		ARTEP 5-113-12-MTP
		ARTEP 5-113-35-MTP

**SUPPORTING COLLECTIVE TASKS**

<b>Task Number</b>	<b>Task Title</b>	<b>References</b>
		ARTEP 5-155-66-MTP
		ARTEP 5-156-34-MTP
		ARTEP 5-157-10-MTP
		ARTEP 5-157-35-MTP
		ARTEP 5-215-66-MTP
		ARTEP 5-216-34-MTP
		ARTEP 5-217-10-MTP
		ARTEP 5-217-35-MTP
		ARTEP 5-335-70-MTP
		ARTEP 5-337-10-MTP
		ARTEP 5-425-66-MTP
		ARTEP 5-426-34-MTP
		ARTEP 5-427-10-MTP
		ARTEP 5-427-35-MTP
		ARTEP 5-437-10-MTP
		ARTEP 5-437-11-MTP
		ARTEP 5-445-64-MTP
		ARTEP 5-445-66-MTP
		ARTEP 5-446-34-MTP
		ARTEP 5-446-36-MTP
		ARTEP 5-447-10-MTP
		ARTEP 5-447-11-MTP
		ARTEP 5-447-35-MTP
		ARTEP 5-447-37-MTP
05-3-1233	Cross a Danger Area (Dismounted)	ARTEP 5-063-10-MTP
		ARTEP 5-157-10-MTP
		ARTEP 5-217-10-MTP
		ARTEP 5-337-10-MTP
		ARTEP 5-427-10-MTP
		ARTEP 5-437-10-MTP
		ARTEP 5-437-11-MTP
		ARTEP 5-447-10-MTP
		ARTEP 5-447-11-MTP
05-3-1239	Plan and Control Indirect Fire	ARTEP 5-027-10-MTP
		ARTEP 5-063-10-MTP
		ARTEP 5-113-11-MTP
		ARTEP 5-113-12-MTP
		ARTEP 5-145-12-MTP
		ARTEP 5-157-10-MTP
		ARTEP 5-217-10-MTP
		ARTEP 5-335-70-MTP
		ARTEP 5-337-10-MTP
		ARTEP 5-427-10-MTP
		ARTEP 5-437-10-MTP
		ARTEP 5-437-11-MTP
		ARTEP 5-447-10-MTP
		ARTEP 5-447-11-MTP
		ARTEP 5-463-10-MTP
		ARTEP 5-463-12-MTP
		ARTEP 5-463-15-MTP
		ARTEP 5-463-17-MTP
		ARTEP 5-463-35-MTP
		ARTEP 5-463-36-MTP

**SUPPORTING COLLECTIVE TASKS**

Task Number	Task Title	References
07-2-1125.05-T01A	Conduct Passage of Lines (Passing/Stationary)	ARTEP 5-473-35-MTP ARTEP 5-493-38-MTP ARTEP 5-025-66-MTP  ARTEP 5-026-34-MTP ARTEP 5-027-10-MTP ARTEP 5-027-35-MTP ARTEP 5-053-11-MTP ARTEP 5-053-12-MTP ARTEP 5-053-35-MTP ARTEP 5-063-10-MTP ARTEP 5-063-11-MTP ARTEP 5-063-35-MTP ARTEP 5-113-11-MTP ARTEP 5-113-12-MTP ARTEP 5-113-35-MTP ARTEP 5-155-66-MTP ARTEP 5-156-34-MTP ARTEP 5-157-10-MTP ARTEP 5-157-35-MTP ARTEP 5-215-66-MTP ARTEP 5-216-34-MTP ARTEP 5-217-10-MTP ARTEP 5-217-35-MTP ARTEP 5-335-60-MTP ARTEP 5-335-65-MTP ARTEP 5-335-70-MTP ARTEP 5-336-34-MTP ARTEP 5-337-10-MTP ARTEP 5-337-35-MTP ARTEP 5-413-35-MTP ARTEP 5-416-34-MTP ARTEP 5-417-13-MTP ARTEP 5-417-17-MTP ARTEP 5-417-35-MTP ARTEP 5-423-35-MTP ARTEP 5-426-34-MTP ARTEP 5-427-10-MTP ARTEP 5-427-35-MTP ARTEP 5-435-66-MTP ARTEP 5-435-67-MTP ARTEP 5-436-35-MTP ARTEP 5-436-37-MTP ARTEP 5-437-10-MTP ARTEP 5-437-11-MTP ARTEP 5-437-36-MTP ARTEP 5-437-38-MTP ARTEP 5-443-12-MTP ARTEP 5-443-14-MTP ARTEP 5-443-35-MTP ARTEP 5-445-64-MTP ARTEP 5-445-66-MTP ARTEP 5-446-34-MTP



**SUPPORTING COLLECTIVE TASKS**

<b>Task Number</b>	<b>Task Title</b>	<b>References</b>
07-2-1301.05-T01A	Conduct a Convoy	ARTEP 5-446-36-MTP ARTEP 5-447-10-MTP ARTEP 5-447-11-MTP ARTEP 5-447-35-MTP ARTEP 5-447-37-MTP ARTEP 5-025-66-MTP ARTEP 5-026-34-MTP ARTEP 5-027-10-MTP ARTEP 5-027-35-MTP ARTEP 5-053-11-MTP ARTEP 5-053-12-MTP ARTEP 5-053-35-MTP ARTEP 5-063-10-MTP ARTEP 5-063-11-MTP ARTEP 5-063-35-MTP ARTEP 5-113-11-MTP ARTEP 5-113-12-MTP ARTEP 5-113-35-MTP ARTEP 5-145-12-MTP ARTEP 5-145-32-MTP ARTEP 5-155-66-MTP ARTEP 5-156-34-MTP ARTEP 5-157-10-MTP ARTEP 5-157-35-MTP ARTEP 5-215-66-MTP ARTEP 5-216-34-MTP ARTEP 5-217-10-MTP ARTEP 5-217-35-MTP ARTEP 5-332-68-MTP ARTEP 5-335-60-MTP ARTEP 5-335-65-MTP ARTEP 5-335-70-MTP ARTEP 5-336-34-MTP ARTEP 5-337-10-MTP ARTEP 5-337-35-MTP ARTEP 5-413-35-MTP ARTEP 5-416-14-MTP ARTEP 5-416-34-MTP ARTEP 5-417-13-MTP ARTEP 5-417-17-MTP ARTEP 5-417-35-MTP ARTEP 5-423-11-MTP ARTEP 5-423-35-MTP ARTEP 5-424-35-MTP ARTEP 5-425-66-MTP ARTEP 5-426-34-MTP ARTEP 5-427-10-MTP ARTEP 5-427-35-MTP ARTEP 5-434-35-MTP ARTEP 5-435-67-MTP ARTEP 5-436-35-MTP ARTEP 5-436-37-MTP ARTEP 5-437-10-MTP

**SUPPORTING COLLECTIVE TASKS**

<b>Task Number</b>	<b>Task Title</b>	<b>References</b>
		ARTEP 5-437-11-MTP
		ARTEP 5-437-36-MTP
		ARTEP 5-437-38-MTP
		ARTEP 5-443-10-MTP
		ARTEP 5-443-12-MTP
		ARTEP 5-443-14-MTP
		ARTEP 5-443-35-MTP
		ARTEP 5-445-64-MTP
		ARTEP 5-445-66-MTP
		ARTEP 5-446-34-MTP
		ARTEP 5-446-36-MTP
		ARTEP 5-447-10-MTP
		ARTEP 5-447-11-MTP
		ARTEP 5-447-35-MTP
		ARTEP 5-447-37-MTP
		ARTEP 5-463-10-MTP
		ARTEP 5-463-12-MTP
		ARTEP 5-463-15-MTP
		ARTEP 5-463-17-MTP
		ARTEP 5-463-35-MTP
		ARTEP 5-463-36-MTP
		ARTEP 5-473-35-MTP
		ARTEP 5-493-38-MTP
		ARTEP 5-500-22-MTP
		ARTEP 5-500-24-MTP
		ARTEP 5-500-66-MTP
		ARTEP 5-510-10-MTP
		ARTEP 5-510-12-MTP
		ARTEP 5-520-10-MTP
		ARTEP 5-520-12-MTP
		ARTEP 5-520-14-MTP
		ARTEP 5-530-10-MTP
		ARTEP 5-530-12-MTP
		ARTEP 5-530-14-MTP
		ARTEP 5-530-16-MTP
		ARTEP 5-540-10-MTP
		ARTEP 5-540-11-MTP
		ARTEP 5-540-12-MTP
		ARTEP 5-540-13-MTP
		ARTEP 5-540-14-MTP
		ARTEP 5-603-35-MTP
		ARTEP 5-605-66-MTP
		ARTEP 5-606-34-MTP
		ARTEP 5-607-15-MTP
		ARTEP 5-607-16-MTP
		ARTEP 5-607-17-MTP
		ARTEP 5-607-35-MTP
		ARTEP 5-608-15-MTP
		ARTEP 5-608-16-MTP
		ARTEP 5-608-17-MTP
		ARTEP 5-608-35-MTP
		ARTEP 5-616-34-MTP
		ARTEP 5-617-10-MTP

**SUPPORTING COLLECTIVE TASKS**

<b>Task Number</b>	<b>Task Title</b>	<b>References</b>
07-3-C211.05-T01A	Move Tactically	ARTEP 5-617-11-MTP ARTEP 5-617-35-MTP ARTEP 5-025-66-MTP ARTEP 5-026-34-MTP ARTEP 5-027-10-MTP ARTEP 5-027-35-MTP ARTEP 5-053-11-MTP ARTEP 5-053-12-MTP ARTEP 5-053-35-MTP ARTEP 5-063-10-MTP ARTEP 5-063-11-MTP ARTEP 5-063-35-MTP ARTEP 5-113-11-MTP ARTEP 5-113-12-MTP ARTEP 5-113-35-MTP ARTEP 5-155-66-MTP ARTEP 5-156-34-MTP ARTEP 5-157-10-MTP ARTEP 5-157-35-MTP ARTEP 5-215-66-MTP ARTEP 5-216-34-MTP ARTEP 5-217-10-MTP ARTEP 5-217-35-MTP ARTEP 5-335-60-MTP ARTEP 5-335-65-MTP ARTEP 5-335-70-MTP ARTEP 5-336-34-MTP ARTEP 5-337-10-MTP ARTEP 5-337-35-MTP ARTEP 5-413-35-MTP ARTEP 5-416-14-MTP ARTEP 5-416-34-MTP ARTEP 5-417-13-MTP ARTEP 5-417-17-MTP ARTEP 5-417-35-MTP ARTEP 5-423-11-MTP ARTEP 5-423-35-MTP ARTEP 5-424-35-MTP ARTEP 5-425-66-MTP ARTEP 5-426-34-MTP ARTEP 5-427-10-MTP ARTEP 5-427-35-MTP ARTEP 5-435-66-MTP ARTEP 5-435-67-MTP ARTEP 5-436-35-MTP ARTEP 5-436-37-MTP ARTEP 5-437-10-MTP ARTEP 5-437-11-MTP ARTEP 5-437-36-MTP ARTEP 5-437-38-MTP ARTEP 5-443-10-MTP ARTEP 5-443-12-MTP ARTEP 5-443-14-MTP

**SUPPORTING COLLECTIVE TASKS**

Task Number	Task Title	References
		ARTEP 5-443-35-MTP
		ARTEP 5-445-64-MTP
		ARTEP 5-445-66-MTP
		ARTEP 5-446-34-MTP
		ARTEP 5-446-36-MTP
		ARTEP 5-447-10-MTP
		ARTEP 5-447-11-MTP
		ARTEP 5-447-35-MTP
		ARTEP 5-447-37-MTP
		ARTEP 5-500-21-MTP
		ARTEP 5-500-22-MTP
		ARTEP 5-500-24-MTP
		ARTEP 5-510-10-MTP
		ARTEP 5-510-12-MTP
		ARTEP 5-520-10-MTP
		ARTEP 5-530-10-MTP
		ARTEP 5-530-12-MTP
		ARTEP 5-540-11-MTP
		ARTEP 5-540-12-MTP
		ARTEP 5-540-13-MTP
		ARTEP 5-540-14-MTP
		ARTEP 5-605-66-MTP
		ARTEP 5-606-34-MTP
		ARTEP 5-607-15-MTP
		ARTEP 5-607-16-MTP
		ARTEP 5-607-17-MTP
		ARTEP 5-607-35-MTP
		ARTEP 5-608-15-MTP
		ARTEP 5-608-16-MTP
		ARTEP 5-608-17-MTP
		ARTEP 5-608-35-MTP

**OPFOR TASKS AND STANDARDS**

**TASK:** Disrupt Assembly Area (AA) Activities (5-OPFOR-0013)

**CONDITION:** Intelligence reports indicate that platoon- and company-size enemy units are operating in the opposing forces (OPFOR) area of operations. Enemy units can defend from AAs with direct fire, antiarmor weapons, and indirect fire. The enemy has close air support (CAS) and nuclear, biological, and chemical (NBC) capabilities.

**STANDARD:** The OPFOR element locates and disrupts the enemy's AA activities. 1. Locates the element's AA. 2. Probes the AA with squad- or team-size elements. 3. Inflicts more than 5 percent casualties on the element. 4. Disrupts the element's preparations (prevents or delays beyond the element's allotted time).

**TASK:** Disrupt Defensive Preparations (5-OPFOR-0018)

**CONDITION:** The opposing forces (OPFOR) element has located the enemy. Priority intelligence requirements (PIR) and other intelligence requirements obtained by OPFOR patrols indicate that the enemy elements are establishing defensive positions. The OPFOR element has automatic and antiarmor weapons and light mortars.

**STANDARD:** The OPFOR element disrupts and delays the enemy's defensive preparations. 1. Locates and penetrates the enemy's security system. 2. Forces the enemy to delay defensive preparations. 3. Disrupts the enemy's obstacle preparations.

**TASK:** Disrupt Movement (5-OPFOR-0014)

**CONDITION:** The enemy is expected to move through the opposing forces (OPFOR) element's area of operations. The OPFOR element has received an operation order (OPORD) or fragmentary order (FRAGO) to disrupt enemy movement. The enemy has the capability to defend with direct fire and antiarmor weapons.

**STANDARD:** The OPFOR element delays enemy movement. 1. Delays the element. 2. Forces the element to deviate from its route. 3. Prevents the element from reaching its destination. 4. Surprises the element's main body.

**TASK:** Conduct Terrorist and Saboteur Attacks (5-OPFOR-0005)

**CONDITION:** The opposing forces (OPFOR) element dispatches small teams into the enemy's rear area to disrupt combat service support (CSS) operations.

**STANDARD:** The enemy sustains disrupted command and control (C2), destroyed equipment and supplies, and light casualties. 1. Locates rear support bases and C2 facilities. 2. Delays and disrupts CSS operations through probes. 3. Infiltrates CSS bases to conduct sabotage and terrorist activities. 4. Inflicts light casualties. 5. Destroys supplies and equipment.

**TASK:** Defeat Obstacles (5-OPFOR-0009)

**CONDITION:** The opposing forces (OPFOR) element encounters an obstacle that blocks the avenue of approach as it advances upon the enemy forces.

**STANDARD:** The OPFOR element bypasses or breaches the enemy obstacle. 1. Detects the obstacle before halting its main body. 2. Defeats the obstacle. a. Bypasses the obstacle without entering the engagement areas. b. Breaches the obstacle within 45 minutes and passes its entire force through the obstacle. 3. Does not incur degradation to the point that the mission must be discontinued.

**TASK:** Disrupt a Route Reconnaissance (5-OPFOR-0021)

**CONDITION:** The enemy is conducting a route reconnaissance. The opposing forces (OPFOR) element is positioned along the enemy's route.

**STANDARD:** The OPFOR element attempts to disrupt a squad/section conducting a route reconnaissance. 1. Prevents the unit from meeting its specified time schedule. 2. Forces the unit to deviate from its specified route. 3. Prevents the unit from reaching its assigned destination. 4. Surprises the squad/section. 5. Inflicts casualties on the unit.

**TASK:** Disrupt a Net Control Station (NCS) (5-OPFOR-0019)

**CONDITION:** The enemy has established a NCS. The opposing forces (OPFOR) element has radio and jamming equipment.

**STANDARD:** The OPFOR element attempts to disrupt an NCS. 1. Attempts to locate the radio frequency that the unit is operating on. 2. Attempts to enter the radio net. 3. Attempts to issue "bogus" orders to a unit on the net. 4. Jams the radio frequency and forces the unit to go to an alternate frequency.

**TASK:** Disrupt Construction of Vehicle Fighting Positions (5-OPFOR-0020)

**CONDITION:** The opposing forces (OPFOR) element has located the enemy. The priority intelligence requirements (PIR) and other intelligence obtained by OPFOR patrols indicate the enemy is constructing vehicle fighting positions within its defensive area. The OPFOR element has automatic and antiarmor weapons and light mortars.

**STANDARD:** The OPFOR element attempts to disrupt the enemy's efforts to establish vehicle fighting positions. 1. Locates the defensive area. 2. Surprises the main body. 3. Penetrates the defensive area with squad-size probes. 4. Inflicts casualties on the unit. 5. Destroys vehicles. 6. Disrupts the unit's preparations (prevents or delays beyond the unit's allotted time).

**TASK:** Conduct an Aerial Reconnaissance (5-OPFOR-0010)

**CONDITION:** The opposing forces (OPFOR) headquarters (HQ) element requires intelligence on the locations and identification of enemy elements. An aircraft is dispatched to take photographs and make a visual inspection of the enemy rear area.

**STANDARD:** The OPFOR element gathers photograph intelligence of the enemy. 1. Photographs the assigned sectors. 2. Makes quick visual checks where the ceiling is low. 3. Locates enemy positions in the area, particularly support and storage bases, and command and control (C2) facilities. 4. Sustains no loss of aircraft. 5. Reports priority intelligence requirements (PIR) and other information requirements to the OPFOR HQ.

**TASK:** Disrupt an Engineer Reconnaissance (5-OPFOR-0022)

**CONDITION:** The enemy is conducting an engineer reconnaissance. The opposing forces (OPFOR) element is positioned along the enemy's route.

**STANDARD:** The OPFOR element disrupts an engineer reconnaissance. 1. Prevents the unit from meeting its specified time schedule. 2. Forces the unit to deviate from its specified route. 3. Prevents the unit from accomplishing its assigned engineer reconnaissance. 4. Surprises the unit conducting the reconnaissance.

**TASK:** Conduct an Attack (5-OPFOR-0008)

**CONDITION:** The enemy is conducting tactical operations. The opposing forces (OPFOR) element receives orders to attack the enemy, the area of occupation, or the main supply route (MSR) with smoke.

**STANDARD:** The OPFOR element disrupts the enemy's movement and smoke operations. 1. Determines the delivery method of the smoke attack. 2. Locates the target. 3. Delivers the smoke attack downwind. 4. Attacks the enemy with smoke, and surge attacks when the enemy responds to the smoke.

**TASK:** Disrupt Quarters Party Operations (5-OPFOR-0017)

**CONDITION:** The enemy is conducting quarters party operations. It has established an assembly area (AA) but has not moved in the main body.

**STANDARD:** The opposing forces (OPFOR) element attempts to disrupt quarters party operations and infiltrate the enemy's AA. 1. Locates the quarters party and the AA. 2. Surprises the main body. 3. Penetrates the AA with squad-size probes. 4. Inflicts personnel casualties and vehicle damage. 5. Disrupts the unit's preparations (prevents or delays beyond the unit's allotted time).

**TASK:** Disrupt Enemy Movement and Operations Using Tactical Nuclear Weapons (5-OPFOR-0016)

**CONDITION:** The opposing forces (OPFOR) element has located the enemy. Priority intelligence requirements (PIR) and other intelligence requirements have been obtained by OPFOR patrols. Tactical nuclear weapons are employed against key locations in the rear area.

**STANDARD:** The OPFOR element disrupts enemy movement and operations. 1. Disrupts or delays the movement of the enemy's equipment and supplies to the forward areas. 2. Destroys enemy equipment and supplies. 3. Inflicts a high rate of nuclear casualties among the enemy forces. 4. Denies the enemy the use of specified areas. 5. Contaminates the enemy's equipment and supplies.

**TASK:** Disrupt Enemy Movement and Operations Using Persistent and Nonpersistent Chemical Weapons (5-OPFOR-0015)

**CONDITION:** The opposing forces (OPFOR) element has located the enemy. Priority intelligence requirements (PIR) and other intelligence requirements have been obtained by OPFOR patrols. The OPFOR units deliver chemical agents, by means of conventional artillery weapons or aircraft, along selected supply routes and key bases in the rear area.

**STANDARD:** The OPFOR element disrupts enemy movement and operations using persistent and nonpersistent chemical weapons. 1. Delivers chemical agents in low and densely wooded areas. 2. Delays the movement of enemy supplies and equipment to the forward areas. 3. Restricts the movement of the enemy units in the rear area. 4. Channels the movement of enemy units into predesignated ambush areas. 5. Contaminates enemy supplies and equipment. 6. Inflicts a high rate of casualties on enemy forces.

**TASK:** Counter Passage of Lines (5-OPFOR-0012)

**CONDITION:** Enemy forces are in defensive positions, but they are expected to attempt passage-of-lines operations. The opposing forces (OPFOR) received orders to disrupt enemy passage-of-lines operations.

**STANDARD:** The OPFOR element delays or prevents enemy passage of lines. 1. Delays the passage. 2. Prevents the company from moving all personnel through the stationary unit. 3. Engages the main body of either the moving or the stationary unit.

**TASK:** Conduct Air Attacks (5-OPFOR-0002)

**CONDITION:** The opposing forces (OPFOR) element in the rear area has forwarded the positions of the enemy support sites or the locations of moving elements. The OPFOR aircraft have been dispatched to attack enemy installations or convoys.

**STANDARD:** The OPFOR element attempts to delay, disrupt, or damage the enemy targets by air. 1. Locates the target (support sites or convoys). 2. Makes attack runs on the designated targets. 3. Inflicts heavy damage to the selected target. 4. Sustains no loss of aircraft. 5. Delays moving the force for more than one hour.

**TASK:** Surrender to the Capturing Unit on the Battlefield (5-OPFOR-0024)

**CONDITION:** The enemy has captured the opposing forces (OPFOR) element's soldiers, documents, and equipment sensitive to the OPFOR tactical operations.

**STANDARD:** The OPFOR soldiers retain or destroy documents and equipment. The OPFOR element surrenders documents and equipment of no tactical use to the enemy and attempts to conceal or destroy items of tactical value. The OPFOR element attempts escape and evasion. 1. Prevents the successful capture of documents and equipment. 2. Destroys documents and equipment. 3. Removes identifying markings from equipment. 4. Removes unit-identifying insignia. 5. Provides misleading information. 6. Plans an escape. 7. Delays movement to the nearest collection point. 8. Prevents safeguarding of enemy prisoners of war (EPWs) in order to cause embarrassment to the United States (US).

**TASK:** Conduct a Raid (5-OPFOR-0004)

**CONDITION:** The opposing forces (OPFOR) element has occupied an objective rally point and has orders to conduct a raid on a combat service support (CSS) base.

**STANDARD:** The OPFOR element infiltrates the enemy's base and destroys all of the targets. 1. Surprises the enemy forces. 2. Assaults the support base and accomplishes the assigned tasks. 3. Destroys the specified equipment and supplies. 4. Avoids being decisively engaged. 5. Withdraws all personnel from the objective areas within the time prescribed. 6. Obtains all priority intelligence requirements (PIR) from the raid site. 7. Sustains only light casualties from enemy fire.

**TASK:** Attack (5-OPFOR-0001)

**CONDITION:** The opposing forces (OPFOR) element has located the enemy. The priority intelligence requirements (PIR) and other intelligence requirements have been obtained by OPFOR patrols. The OPFOR element has automatic and antiarmor weapons and light mortars.

**STANDARD:** The OPFOR element attempts to seize the terrain, vehicles, or equipment. 1. Develops an attack plan. 2. Surprises the enemy unit's main body. 3. Initiates the attack using a scheme of maneuver that exploits the enemy's flanks, gaps, and weaknesses. 4. Uses covered and concealed routes to approach the enemy forces' flanks, gaps, or weakly held areas. 5. Employs indirect fire to support the attack. 6. Penetrates enemy defenses. 7. Destroys equipment and supplies. 8. Inflicts heavy casualties. 9. Isolates the combat service support (CSS) base by blocking reinforcements. 10. Forces enemy units to displace. 11. Avoids being fixed in one position. 12. Withdraws before the CSS base is reinforced with tactical combat forces.

**TASK:** Conduct Sniper Operations (5-OPFOR-0006)

**CONDITION:** The opposing forces (OPFOR) element has assigned snipers (regular or irregular elements) in the enemy's rear area along the main supply route (MSR) and near support sites.

**STANDARD:** The OPFOR element kills or wounds targets. 1. Sets up a well-concealed location. 2. Engages vehicle drivers or personnel on foot with short bursts of semiautomatic fire. 3. Kills or wounds selected targets. 4. Prevents the position from being discovered by enemy forces. 5. Evacuates the area without being spotted. 6. Reports all specified priority intelligence requirements (PIR) and other intelligence requirements to the OPFOR headquarters (HQ).

**TASK:** Defend a Minefield (5-OPFOR-0023)

**CONDITION:** The enemy is conducting a minefield sweeping operation. The opposing forces (OPFOR) element has a minefield placed in the enemy's path. The minefield is under constant observation and fire.

**STANDARD:** The OPFOR element defends a minefield against an enemy element conducting a minefield sweeping operation. 1. Prevents the unit from detecting the obstacle. 2. Disrupts the minefield sweeping operation. 3. Prevents the unit from conducting the minefield sweeping operation, prevents the unit from moving all personnel through the breach or delays the completion of the minefield sweeping operation for more than 45 minutes.

**TASK:** Conduct an Ambush (5-OPFOR-0007)

**CONDITION:** The enemy is moving in a convoy. The opposing forces (OPFOR) element is positioned along the enemy's route.



**STANDARD:** The OPFOR element inflicts casualties on the enemy and causes vehicle and equipment damage. 1. Prepares an ambush site before the element arrives. 2. Surprises march element forces. 3. Inflicts heavy casualties within the designated kill zone. 4. Inflicts heavy damage to vehicles and equipment within the designated kill zone. 5. Delays the march element from reaching a specified destination for a specified period of time. 6. Withdraws on order. 7. Sustains no casualties. 8. Reports actions to superiors.

**TASK:** Maintain Contact (5-OPFOR-0003)

**CONDITION:** The opposing forces (OPFOR) element is engaged with enemy base defense forces. The enemy forces are withdrawing under pressure.

**STANDARD:** The OPFOR element maintains enemy contact while the enemy withdraws. 1. Engages the enemy forces decisively. 2. Advances the OPFOR as the enemy forces withdraw. 3. Inflicts heavy casualties. 4. Captures the members of the enemy force. 5. Captures documents and equipment. 6. Safeguards captured documents, equipment, and personnel.

**ELEMENTS:** Team Headquarters  
Heavy Diving Section

**TASK:** Prepare for Operations under Nuclear, Biological, and Chemical (NBC) Conditions (03-3-C201.05-T01A)

(FM 3-100)  
(FM 3-4)

(FM 3-11)

(FM 3-3)

**ITERATION:** 1M 2M 3M 4M 5M (Circle)  
**COMMANDER/LEADER ASSESSMENT:** T P U (Circle)

**CONDITIONS:** Higher headquarters (HQ) informs the unit that opposing forces (OPFOR) are conducting NBC warfare in the area. NBC equipment has been issued. Soldiers carry protective masks with their load-carrying equipment (LCE), having mission-oriented protection posture (MOPP) gear readily available (within the work area). This task is always performed in MOPP4.

**TASK STANDARDS:** The unit uses collective protection or takes measures to limit the effects of NBC attacks and/or contamination and continues the mission. The time required to perform this task is increased when conducting it in MOPP 4.

TASK STEPS AND PERFORMANCE MEASURES	GO	NO-GO
<p>* 1. The element leader checks accountability and serviceability of NBC defense equipment.</p> <ul style="list-style-type: none"> <li>a. Ensured that NBC detection equipment was issued to trained operators.</li> <li>b. Ensured that NBC detection equipment was employed and operating within 15 minutes.</li> <li>c. Identified equipment shortages.</li> <li>d. Took action to obtain replacement equipment.</li> </ul> <p>2. The element assumes MOPP levels as directed by higher HQ or as the NBC situation dictates and is prepared to operate at the time specified in the operation order (OPORD).</p> <ul style="list-style-type: none"> <li>a. Donned masks and hoods within 15 seconds.</li> <li>b. Assumed MOPP 4 within 8 minutes.</li> </ul> <p>3. Soldiers take actions to protect themselves against an NBC attack.</p> <ul style="list-style-type: none"> <li>a. Set up and used collective-protective shelters (if available).</li> <li>b. Prepared protective shelters, such as foxholes with overhead cover.</li> </ul> <p>* 4. The element leader adjusts the MOPP level using MOPP analysis.</p> <ul style="list-style-type: none"> <li>a. Received and analyzed the enemy NBC threat capability. Took the following into consideration:               <ul style="list-style-type: none"> <li>(1) Was the unit targeted or could it be targeted?</li> <li>(2) Did the enemy have the capability to deliver chemical or nuclear weapons?</li> <li>(3) When or where could the enemy most likely deliver the chemical or nuclear weapons?</li> </ul> </li> <li>b. Collected and analyzed weather data. Took the following into consideration:               <ul style="list-style-type: none"> <li>(1) Was it day or night?</li> <li>(2) What were the current weather conditions (see chemical downwind message [CDM] or weather report)?</li> <li>(3) What were weather conditions two, four, and six hours in the future (see CDM or weather report)?</li> </ul> </li> </ul>		

TASK STEPS AND PERFORMANCE MEASURES	GO	NO-GO
c. Analyzed the element's status and mission. Took the following into consideration: (1) What was the mission? (2) What was the work rate? (3) How long did the work take? (4) What were the training and physical levels of the unit? (5) How long did it take to warn all the soldiers of an NBC attack?		

TASK PERFORMANCE / EVALUATION SUMMARY BLOCK							
ITERATION	1M	2M	3M	4M	5M		TOTAL
TOTAL TASK STEPS EVALUATED							
TOTAL TASK STEPS "GO"							
TRAINING STATUS "GO"/"NO-GO"							

"\*\*" indicates a leader task step.

**SUPPORTING INDIVIDUAL TASKS**

Task Number	Task Title	References
031-503-3008	Implement Mission-Oriented Protective Posture	STP 21-24-SMCT

**SUPPORTING COLLECTIVE TASKS: NONE**

**OPFOR TASKS AND STANDARDS**

**TASK:** Disrupt Defensive Preparations (5-OPFOR-0018)

**CONDITION:** The opposing forces (OPFOR) element has located the enemy. Priority intelligence requirements (PIR) and other intelligence requirements obtained by OPFOR patrols indicate that the enemy elements are establishing defensive positions. The OPFOR element has automatic and antiarmor weapons and light mortars.

**STANDARD:** The OPFOR element disrupts and delays the enemy's defensive preparations. 1. Locates and penetrates the enemy's security system. 2. Forces the enemy to delay defensive preparations. 3. Disrupts the enemy's obstacle preparations.

**TASK:** Disrupt Movement (5-OPFOR-0014)

**CONDITION:** The enemy is expected to move through the opposing forces (OPFOR) element's area of operations. The OPFOR element has received an operation order (OPORD) or fragmentary order (FRAGO) to disrupt enemy movement. The enemy has the capability to defend with direct fire and antiarmor weapons.

**STANDARD:** The OPFOR element delays enemy movement. 1. Delays the element. 2. Forces the element to deviate from its route. 3. Prevents the element from reaching its destination. 4. Surprises the element's main body.

**TASK:** Disrupt Assembly Area (AA) Activities (5-OPFOR-0013)

**CONDITION:** Intelligence reports indicate that platoon- and company-size enemy units are operating in the opposing forces (OPFOR) area of operations. Enemy units can defend from AAs with direct fire, antiarmor weapons, and indirect fire. The enemy has close air support (CAS) and nuclear, biological, and chemical (NBC) capabilities.

**STANDARD:** The OPFOR element locates and disrupts the enemy's AA activities. 1. Locates the element's AA. 2. Probes the AA with squad- or team-size elements. 3. Inflicts more than 5 percent casualties on the element. 4. Disrupts the element's preparations (prevents or delays beyond the element's allotted time).

**TASK:** Defeat Obstacles (5-OPFOR-0009)

**CONDITION:** The opposing forces (OPFOR) element encounters an obstacle that blocks the avenue of approach as it advances upon the enemy forces.

**STANDARD:** The OPFOR element bypasses or breaches the enemy obstacle. 1. Detects the obstacle before halting its main body. 2. Defeats the obstacle. a. Bypasses the obstacle without entering the engagement areas. b. Breaches the obstacle within 45 minutes and passes its entire force through the obstacle. 3. Does not incur degradation to the point that the mission must be discontinued.

**TASK:** Disrupt a Route Reconnaissance (5-OPFOR-0021)

**CONDITION:** The enemy is conducting a route reconnaissance. The opposing forces (OPFOR) element is positioned along the enemy's route.

**STANDARD:** The OPFOR element attempts to disrupt a squad/section conducting a route reconnaissance. 1. Prevents the unit from meeting its specified time schedule. 2. Forces the unit to deviate from its specified route. 3. Prevents the unit from reaching its assigned destination. 4. Surprises the squad/section. 5. Inflicts casualties on the unit.

**TASK:** Conduct Terrorist and Saboteur Attacks (5-OPFOR-0005)

**CONDITION:** The opposing forces (OPFOR) element dispatches small teams into the enemy's rear area to disrupt combat service support (CSS) operations.

**STANDARD:** The enemy sustains disrupted command and control (C2), destroyed equipment and supplies, and light casualties. 1. Locates rear support bases and C2 facilities. 2. Delays and disrupts CSS operations through probes. 3. Infiltrates CSS bases to conduct sabotage and terrorist activities. 4. Inflicts light casualties. 5. Destroys supplies and equipment.

**TASK:** Disrupt a Net Control Station (NCS) (5-OPFOR-0019)

**CONDITION:** The enemy has established a NCS. The opposing forces (OPFOR) element has radio and jamming equipment.

**STANDARD:** The OPFOR element attempts to disrupt an NCS. 1. Attempts to locate the radio frequency that the unit is operating on. 2. Attempts to enter the radio net. 3. Attempts to issue "bogus" orders to a unit on the net. 4. Jams the radio frequency and forces the unit to go to an alternate frequency.

**TASK:** Disrupt Construction of Vehicle Fighting Positions (5-OPFOR-0020)

**CONDITION:** The opposing forces (OPFOR) element has located the enemy. The priority intelligence requirements (PIR) and other intelligence obtained by OPFOR patrols indicate the enemy is constructing vehicle fighting positions within its defensive area. The OPFOR element has automatic and antiarmor weapons and light mortars.

**STANDARD:** The OPFOR element attempts to disrupt the enemy's efforts to establish vehicle fighting positions. 1. Locates the defensive area. 2. Surprises the main body. 3. Penetrates the defensive area with squad-size probes. 4. Inflicts casualties on the unit. 5. Destroys vehicles. 6. Disrupts the unit's preparations (prevents or delays beyond the unit's allotted time).

**TASK:** Conduct an Aerial Reconnaissance (5-OPFOR-0010)

**CONDITION:** The opposing forces (OPFOR) headquarters (HQ) element requires intelligence on the locations and identification of enemy elements. An aircraft is dispatched to take photographs and make a visual inspection of the enemy rear area.

**STANDARD:** The OPFOR element gathers photograph intelligence of the enemy. 1. Photographs the assigned sectors. 2. Makes quick visual checks where the ceiling is low. 3. Locates enemy positions in the area, particularly support and storage bases, and command and control (C2) facilities. 4. Sustains no loss of aircraft. 5. Reports priority intelligence requirements (PIR) and other information requirements to the OPFOR HQ.

**TASK:** Disrupt an Engineer Reconnaissance (5-OPFOR-0022)

**CONDITION:** The enemy is conducting an engineer reconnaissance. The opposing forces (OPFOR) element is positioned along the enemy's route.

**STANDARD:** The OPFOR element disrupts an engineer reconnaissance. 1. Prevents the unit from meeting its specified time schedule. 2. Forces the unit to deviate from its specified route. 3. Prevents the unit from accomplishing its assigned engineer reconnaissance. 4. Surprises the unit conducting the reconnaissance.

**TASK:** Conduct an Attack (5-OPFOR-0008)

**CONDITION:** The enemy is conducting tactical operations. The opposing forces (OPFOR) element receives orders to attack the enemy, the area of occupation, or the main supply route (MSR) with smoke.

**STANDARD:** The OPFOR element disrupts the enemy's movement and smoke operations. 1. Determines the delivery method of the smoke attack. 2. Locates the target. 3. Delivers the smoke attack downwind. 4. Attacks the enemy with smoke, and surge attacks when the enemy responds to the smoke.

**TASK:** Disrupt Quartering Party Operations (5-OPFOR-0017)

**CONDITION:** The enemy is conducting quartering party operations. It has established an assembly area (AA) but has not moved in the main body.

**STANDARD:** The opposing forces (OPFOR) element attempts to disrupt quartering party operations and infiltrate the enemy's AA. 1. Locates the quartering party and the AA. 2. Surprises the main body. 3. Penetrates the AA with squad-size probes. 4. Inflicts personnel casualties and vehicle damage. 5. Disrupts the unit's preparations (prevents or delays beyond the unit's allotted time).

**TASK:** Disrupt Enemy Movement and Operations Using Tactical Nuclear Weapons (5-OPFOR-0016)

**CONDITION:** The opposing forces (OPFOR) element has located the enemy. Priority intelligence requirements (PIR) and other intelligence requirements have been obtained by OPFOR patrols. Tactical nuclear weapons are employed against key locations in the rear area.

**STANDARD:** The OPFOR element disrupts enemy movement and operations. 1. Disrupts or delays the movement of the enemy's equipment and supplies to the forward areas. 2. Destroys enemy equipment and supplies. 3. Inflicts a high rate of nuclear casualties among the enemy forces. 4. Denies the enemy the use of specified areas. 5. Contaminates the enemy's equipment and supplies.

**TASK:** Disrupt Enemy Movement and Operations Using Persistent and Nonpersistent Chemical Weapons (5-OPFOR-0015)

**CONDITION:** The opposing forces (OPFOR) element has located the enemy. Priority intelligence requirements (PIR) and other intelligence requirements have been obtained by OPFOR patrols. The OPFOR units deliver chemical agents, by means of conventional artillery weapons or aircraft, along selected supply routes and key bases in the rear area.

**STANDARD:** The OPFOR element disrupts enemy movement and operations using persistent and nonpersistent chemical weapons. 1. Delivers chemical agents in low and densely wooded areas. 2. Delays the movement of enemy supplies and equipment to the forward areas. 3. Restricts the movement of the enemy units in the rear area. 4. Channels the movement of enemy units into predesignated ambush areas. 5. Contaminates enemy supplies and equipment. 6. Inflicts a high rate of casualties on enemy forces.

**TASK:** Counter Passage of Lines (5-OPFOR-0012)

**CONDITION:** Enemy forces are in defensive positions, but they are expected to attempt passage-of-lines operations. The opposing forces (OPFOR) received orders to disrupt enemy passage-of-lines operations.

**STANDARD:** The OPFOR element delays or prevents enemy passage of lines. 1. Delays the passage. 2. Prevents the company from moving all personnel through the stationary unit. 3. Engages the main body of either the moving or the stationary unit.

**TASK:** Conduct Air Attacks (5-OPFOR-0002)

**CONDITION:** The opposing forces (OPFOR) element in the rear area has forwarded the positions of the enemy support sites or the locations of moving elements. The OPFOR aircraft have been dispatched to attack enemy installations or convoys.

**STANDARD:** The OPFOR element attempts to delay, disrupt, or damage the enemy targets by air. 1. Locates the target (support sites or convoys). 2. Makes attack runs on the designated targets. 3. Inflicts heavy damage to the selected target. 4. Sustains no loss of aircraft. 5. Delays moving the force for more than one hour.

**TASK:** Surrender to the Capturing Unit on the Battlefield (5-OPFOR-0024)

**CONDITION:** The enemy has captured the opposing forces (OPFOR) element's soldiers, documents, and equipment sensitive to the OPFOR tactical operations.

**STANDARD:** The OPFOR soldiers retain or destroy documents and equipment. The OPFOR element surrenders documents and equipment of no tactical use to the enemy and attempts to conceal or destroy items of tactical value. The OPFOR element attempts escape and evasion. 1. Prevents the successful capture of documents and equipment. 2. Destroys documents and equipment. 3. Removes identifying markings from equipment. 4. Removes unit-identifying insignia. 5. Provides misleading information. 6. Plans an escape. 7. Delays movement to the nearest collection point. 8. Prevents safeguarding of enemy prisoners of war (EPWs) in order to cause embarrassment to the United States (US).

**TASK:** Conduct a Raid (5-OPFOR-0004)

**CONDITION:** The opposing forces (OPFOR) element has occupied an objective rally point and has orders to conduct a raid on a combat service support (CSS) base.

**STANDARD:** The OPFOR element infiltrates the enemy's base and destroys all of the targets. 1. Surprises the enemy forces. 2. Assaults the support base and accomplishes the assigned tasks. 3. Destroys the specified equipment and supplies. 4. Avoids being decisively engaged. 5. Withdraws all personnel from the objective areas within the time prescribed. 6. Obtains all priority intelligence requirements (PIR) from the raid site. 7. Sustains only light casualties from enemy fire.

**TASK:** Attack (5-OPFOR-0001)

**CONDITION:** The opposing forces (OPFOR) element has located the enemy. The priority intelligence requirements (PIR) and other intelligence requirements have been obtained by OPFOR patrols. The OPFOR element has automatic and antiarmor weapons and light mortars.

**STANDARD:** The OPFOR element attempts to seize the terrain, vehicles, or equipment. 1. Develops an attack plan. 2. Surprises the enemy unit's main body. 3. Initiates the attack using a scheme of maneuver that exploits the enemy's flanks, gaps, and weaknesses. 4. Uses covered and concealed routes to approach the enemy forces' flanks, gaps, or weakly held areas. 5. Employs indirect fire to support the attack. 6. Penetrates enemy defenses. 7. Destroys equipment and supplies. 8. Inflicts heavy casualties. 9. Isolates the combat service support (CSS) base by blocking reinforcements. 10. Forces enemy units to displace. 11. Avoids being fixed in one position. 12. Withdraws before the CSS base is reinforced with tactical combat forces.

**TASK:** Conduct Sniper Operations (5-OPFOR-0006)

**CONDITION:** The opposing forces (OPFOR) element has assigned snipers (regular or irregular elements) in the enemy's rear area along the main supply route (MSR) and near support sites.

**STANDARD:** The OPFOR element kills or wounds targets. 1. Sets up a well-concealed location. 2. Engages vehicle drivers or personnel on foot with short bursts of semiautomatic fire. 3. Kills or wounds selected targets. 4. Prevents the position from being discovered by enemy forces. 5. Evacuates the area without being spotted. 6. Reports all specified priority intelligence requirements (PIR) and other intelligence requirements to the OPFOR headquarters (HQ).

**TASK:** Defend a Minefield (5-OPFOR-0023)

**CONDITION:** The enemy is conducting a minefield sweeping operation. The opposing forces (OPFOR) element has a minefield placed in the enemy's path. The minefield is under constant observation and fire.

**STANDARD:** The OPFOR element defends a minefield against an enemy element conducting a minefield sweeping operation. 1. Prevents the unit from detecting the obstacle. 2. Disrupts the minefield sweeping operation. 3. Prevents the unit from conducting the minefield sweeping operation, prevents the unit from moving all personnel through the breach or delays the completion of the minefield sweeping operation for more than 45 minutes.

**TASK:** Conduct an Ambush (5-OPFOR-0007)

**CONDITION:** The enemy is moving in a convoy. The opposing forces (OPFOR) element is positioned along the enemy's route.

**STANDARD:** The OPFOR element inflicts casualties on the enemy and causes vehicle and equipment damage. 1. Prepares an ambush site before the element arrives. 2. Surprises march element forces. 3. Inflicts heavy casualties within the designated kill zone. 4. Inflicts heavy damage to vehicles and equipment within the designated kill zone. 5. Delays the march element from reaching a specified destination for a specified period of time. 6. Withdraws on order. 7. Sustains no casualties. 8. Reports actions to superiors.

**TASK:** Maintain Contact (5-OPFOR-0003)

**CONDITION:** The opposing forces (OPFOR) element is engaged with enemy base defense forces. The enemy forces are withdrawing under pressure.

**STANDARD:** The OPFOR element maintains enemy contact while the enemy withdraws. 1. Engages the enemy forces decisively. 2. Advances the OPFOR as the enemy forces withdraw. 3. Inflicts heavy casualties. 4. Captures the members of the enemy force. 5. Captures documents and equipment. 6. Safeguards captured documents, equipment, and personnel.



**ELEMENTS:** Team Headquarters  
Heavy Diving Section

**TASK:** Prepare for a Chemical Attack (03-3-C202.05-T01A)  
(FM 3-100) (FM 3-11) (FM 3-4)

**ITERATION:** 1 2 3 4 5 M (Circle)

**COMMANDER/LEADER ASSESSMENT:** T P U (Circle)

**CONDITIONS:** Opposing forces (OPFOR) are conducting chemical warfare or intelligence indicates its use is imminent. Higher headquarters (HQ) directs implementation of actions to minimize casualties and limit contamination. Some iterations of this task should be performed in MOPP4.

**TASK STANDARDS:** Unit personnel assume mission-oriented protection posture (MOPP) 4 within 8 minutes and complete preparation efforts before the attack or its effects reach their location. The unit protects its personnel, equipment, food, and water and continues its mission. The time required to perform this task is increased when conducting it in MOPP 4.

TASK STEPS AND PERFORMANCE MEASURES	GO	NO-GO
* 1. The element leader issues a warning order.  2. Element personnel start defensive preparations for a chemical attack. a. Assumed MOPP 4 within 8 minutes after notification. b. Attached M9 detector paper to their right arms, left wrists, either their right or left ankles, and the vehicles. c. Conducted MOPP field sanitation procedures. d. Emplaced chemical-agent alarms upwind of their position.  3. Element personnel prepare fighting positions or shelters. a. Used existing, natural, or man-made facilities (such as caves, ditches, culverts, and tunnels) as fighting positions and shelters. b. Dug fighting positions and bunkers with overhead cover. NOTE: Fighting positions should have overhead cover consisting of a minimum of 18 inches of soil, if time permits.		
* 4. The noncommissioned officers (NCOs) check personnel and fighting positions. a. Ensured that personnel were at MOPP 4. b. Ensured that individual and element fighting positions were hardened with sandbags and overhead cover.		
* 5. The element leader takes additional actions consistent with the tactical situation by increasing, decreasing, or modifying the MOPP level as appropriate.		

TASK PERFORMANCE / EVALUATION SUMMARY BLOCK							
ITERATION	1	2	3	4	5	M	TOTAL
TOTAL TASK STEPS EVALUATED							
TOTAL TASK STEPS "GO"							
TRAINING STATUS "GO"/"NO-GO"							

“(\*)” indicates a leader task step.

### SUPPORTING INDIVIDUAL TASKS

Task Number	Task Title	References
031-503-3008	Implement Mission-Oriented Protective Posture	STP 21-24-SMCT

### SUPPORTING COLLECTIVE TASKS: NONE

### OPFOR TASKS AND STANDARDS

**TASK:** Defend a Minefield (5-OPFOR-0023)

**CONDITION:** The enemy is conducting a minefield sweeping operation. The opposing forces (OPFOR) element has a minefield placed in the enemy's path. The minefield is under constant observation and fire.

**STANDARD:** The OPFOR element defends a minefield against an enemy element conducting a minefield sweeping operation. 1. Prevents the unit from detecting the obstacle. 2. Disrupts the minefield sweeping operation. 3. Prevents the unit from conducting the minefield sweeping operation, prevents the unit from moving all personnel through the breach or delays the completion of the minefield sweeping operation for more than 45 minutes.

**TASK:** Disrupt Movement (5-OPFOR-0014)

**CONDITION:** The enemy is expected to move through the opposing forces (OPFOR) element's area of operations. The OPFOR element has received an operation order (OPORD) or fragmentary order (FRAGO) to disrupt enemy movement. The enemy has the capability to defend with direct fire and antiarmor weapons.

**STANDARD:** The OPFOR element delays enemy movement. 1. Delays the element. 2. Forces the element to deviate from its route. 3. Prevents the element from reaching its destination. 4. Surprises the element's main body.

**TASK:** Surrender to the Capturing Unit on the Battlefield (5-OPFOR-0024)

**CONDITION:** The enemy has captured the opposing forces (OPFOR) element's soldiers, documents, and equipment sensitive to the OPFOR tactical operations.

**STANDARD:** The OPFOR soldiers retain or destroy documents and equipment. The OPFOR element surrenders documents and equipment of no tactical use to the enemy and attempts to conceal or destroy items of tactical value. The OPFOR element attempts escape and evasion. 1. Prevents the successful capture of documents and equipment. 2. Destroys documents and equipment. 3. Removes identifying markings from equipment. 4. Removes unit-identifying insignia. 5. Provides misleading information. 6. Plans an escape. 7. Delays movement to the nearest collection point. 8. Prevents safeguarding of enemy prisoners of war (EPWs) in order to cause embarrassment to the United States (US).

**TASK:** Disrupt Defensive Preparations (5-OPFOR-0018)

**CONDITION:** The opposing forces (OPFOR) element has located the enemy. Priority intelligence requirements (PIR) and other intelligence requirements obtained by OPFOR patrols indicate that the enemy elements are establishing defensive positions. The OPFOR element has automatic and antiarmor weapons and light mortars.

**STANDARD:** The OPFOR element disrupts and delays the enemy's defensive preparations. 1. Locates and penetrates the enemy's security system. 2. Forces the enemy to delay defensive preparations. 3. Disrupts the enemy's obstacle preparations.

**TASK:** Defeat Obstacles (5-OPFOR-0009)

**CONDITION:** The opposing forces (OPFOR) element encounters an obstacle that blocks the avenue of approach as it advances upon the enemy forces.

**STANDARD:** The OPFOR element bypasses or breaches the enemy obstacle. 1. Detects the obstacle before halting its main body. 2. Defeats the obstacle. a. Bypasses the obstacle without entering the engagement areas. b. Breaches the obstacle within 45 minutes and passes its entire force through the obstacle. 3. Does not incur degradation to the point that the mission must be discontinued.

**TASK:** Disrupt Assembly Area (AA) Activities (5-OPFOR-0013)

**CONDITION:** Intelligence reports indicate that platoon- and company-size enemy units are operating in the opposing forces (OPFOR) area of operations. Enemy units can defend from AAs with direct fire, antiarmor weapons, and indirect fire. The enemy has close air support (CAS) and nuclear, biological, and chemical (NBC) capabilities.

**STANDARD:** The OPFOR element locates and disrupts the enemy's AA activities. 1. Locates the element's AA. 2. Probes the AA with squad- or team-size elements. 3. Inflicts more than 5 percent casualties on the element. 4. Disrupts the element's preparations (prevents or delays beyond the element's allotted time).

**TASK:** Disrupt a Route Reconnaissance (5-OPFOR-0021)

**CONDITION:** The enemy is conducting a route reconnaissance. The opposing forces (OPFOR) element is positioned along the enemy's route.

**STANDARD:** The OPFOR element attempts to disrupt a squad/section conducting a route reconnaissance. 1. Prevents the unit from meeting its specified time schedule. 2. Forces the unit to deviate from its specified route. 3. Prevents the unit from reaching its assigned destination. 4. Surprises the squad/section. 5. Inflicts casualties on the unit.

**TASK:** Conduct Terrorist and Saboteur Attacks (5-OPFOR-0005)

**CONDITION:** The opposing forces (OPFOR) element dispatches small teams into the enemy's rear area to disrupt combat service support (CSS) operations.

**STANDARD:** The enemy sustains disrupted command and control (C2), destroyed equipment and supplies, and light casualties. 1. Locates rear support bases and C2 facilities. 2. Delays and disrupts CSS operations through probes. 3. Infiltrates CSS bases to conduct sabotage and terrorist activities. 4. Inflicts light casualties. 5. Destroys supplies and equipment.

**TASK:** Disrupt a Net Control Station (NCS) (5-OPFOR-0019)

**CONDITION:** The enemy has established a NCS. The opposing forces (OPFOR) element has radio and jamming equipment.

**STANDARD:** The OPFOR element attempts to disrupt an NCS. 1. Attempts to locate the radio frequency that the unit is operating on. 2. Attempts to enter the radio net. 3. Attempts to issue "bogus" orders to a unit on the net. 4. Jams the radio frequency and forces the unit to go to an alternate frequency.

**TASK:** Disrupt Construction of Vehicle Fighting Positions (5-OPFOR-0020)

**CONDITION:** The opposing forces (OPFOR) element has located the enemy. The priority intelligence requirements (PIR) and other intelligence obtained by OPFOR patrols indicate the enemy is constructing vehicle fighting positions within its defensive area. The OPFOR element has automatic and antiarmor weapons and light mortars.

**STANDARD:** The OPFOR element attempts to disrupt the enemy's efforts to establish vehicle fighting positions. 1. Locates the defensive area. 2. Surprises the main body. 3. Penetrates the defensive area with squad-size probes. 4. Inflicts casualties on the unit. 5. Destroys vehicles. 6. Disrupts the unit's preparations (prevents or delays beyond the unit's allotted time).

**TASK:** Conduct an Aerial Reconnaissance (5-OPFOR-0010)

**CONDITION:** The opposing forces (OPFOR) headquarters (HQ) element requires intelligence on the locations and identification of enemy elements. An aircraft is dispatched to take photographs and make a visual inspection of the enemy rear area.

**STANDARD:** The OPFOR element gathers photograph intelligence of the enemy. 1. Photographs the assigned sectors. 2. Makes quick visual checks where the ceiling is low. 3. Locates enemy positions in the area, particularly support and storage bases, and command and control (C2) facilities. 4. Sustains no loss of aircraft. 5. Reports priority intelligence requirements (PIR) and other information requirements to the OPFOR HQ.

**TASK:** Disrupt an Engineer Reconnaissance (5-OPFOR-0022)

**CONDITION:** The enemy is conducting an engineer reconnaissance. The opposing forces (OPFOR) element is positioned along the enemy's route.

**STANDARD:** The OPFOR element disrupts an engineer reconnaissance. 1. Prevents the unit from meeting its specified time schedule. 2. Forces the unit to deviate from its specified route. 3. Prevents the unit from accomplishing its assigned engineer reconnaissance. 4. Surprises the unit conducting the reconnaissance.

**TASK:** Conduct an Attack (5-OPFOR-0008)

**CONDITION:** The enemy is conducting tactical operations. The opposing forces (OPFOR) element receives orders to attack the enemy, the area of occupation, or the main supply route (MSR) with smoke.

**STANDARD:** The OPFOR element disrupts the enemy's movement and smoke operations. 1. Determines the delivery method of the smoke attack. 2. Locates the target. 3. Delivers the smoke attack downwind. 4. Attacks the enemy with smoke, and surge attacks when the enemy responds to the smoke.

**TASK:** Disrupt Quartering Party Operations (5-OPFOR-0017)

**CONDITION:** The enemy is conducting quartering party operations. It has established an assembly area (AA) but has not moved in the main body.

**STANDARD:** The opposing forces (OPFOR) element attempts to disrupt quartering party operations and infiltrate the enemy's AA. 1. Locates the quartering party and the AA. 2. Surprises the main body. 3. Penetrates the AA with squad-size probes. 4. Inflicts personnel casualties and vehicle damage. 5. Disrupts the unit's preparations (prevents or delays beyond the unit's allotted time).

**TASK:** Disrupt Enemy Movement and Operations Using Tactical Nuclear Weapons (5-OPFOR-0016)

**CONDITION:** The opposing forces (OPFOR) element has located the enemy. Priority intelligence requirements (PIR) and other intelligence requirements have been obtained by OPFOR patrols. Tactical nuclear weapons are employed against key locations in the rear area.

**STANDARD:** The OPFOR element disrupts enemy movement and operations. 1. Disrupts or delays the movement of the enemy's equipment and supplies to the forward areas. 2. Destroys enemy equipment and supplies. 3. Inflicts a high rate of nuclear casualties among the enemy forces. 4. Denies the enemy the use of specified areas. 5. Contaminates the enemy's equipment and supplies.

**TASK:** Disrupt Enemy Movement and Operations Using Persistent and Nonpersistent Chemical Weapons (5-OPFOR-0015)

**CONDITION:** The opposing forces (OPFOR) element has located the enemy. Priority intelligence requirements (PIR) and other intelligence requirements have been obtained by OPFOR patrols. The OPFOR units deliver chemical agents, by means of conventional artillery weapons or aircraft, along selected supply routes and key bases in the rear area.

**STANDARD:** The OPFOR element disrupts enemy movement and operations using persistent and nonpersistent chemical weapons. 1. Delivers chemical agents in low and densely wooded areas. 2. Delays the movement of enemy supplies and equipment to the forward areas. 3. Restricts the movement of the enemy units in the rear area. 4. Channels the movement of enemy units into predesignated ambush areas. 5. Contaminates enemy supplies and equipment. 6. Inflicts a high rate of casualties on enemy forces.

**TASK:** Counter Passage of Lines (5-OPFOR-0012)

**CONDITION:** Enemy forces are in defensive positions, but they are expected to attempt passage-of-lines operations. The opposing forces (OPFOR) received orders to disrupt enemy passage-of-lines operations.

**STANDARD:** The OPFOR element delays or prevents enemy passage of lines. 1. Delays the passage. 2. Prevents the company from moving all personnel through the stationary unit. 3. Engages the main body of either the moving or the stationary unit.

**TASK:** Conduct Air Attacks (5-OPFOR-0002)

**CONDITION:** The opposing forces (OPFOR) element in the rear area has forwarded the positions of the enemy support sites or the locations of moving elements. The OPFOR aircraft have been dispatched to attack enemy installations or convoys.

**STANDARD:** The OPFOR element attempts to delay, disrupt, or damage the enemy targets by air. 1. Locates the target (support sites or convoys). 2. Makes attack runs on the designated targets. 3. Inflicts heavy damage to the selected target. 4. Sustains no loss of aircraft. 5. Delays moving the force for more than one hour.

**TASK:** Conduct a Raid (5-OPFOR-0004)

**CONDITION:** The opposing forces (OPFOR) element has occupied an objective rally point and has orders to conduct a raid on a combat service support (CSS) base.

**STANDARD:** The OPFOR element infiltrates the enemy's base and destroys all of the targets. 1. Surprises the enemy forces. 2. Assaults the support base and accomplishes the assigned tasks. 3. Destroys the specified equipment and supplies. 4. Avoids being decisively engaged. 5. Withdraws all personnel from the objective areas within the time prescribed. 6. Obtains all priority intelligence requirements (PIR) from the raid site. 7. Sustains only light casualties from enemy fire.

**TASK:** Attack (5-OPFOR-0001)

**CONDITION:** The opposing forces (OPFOR) element has located the enemy. The priority intelligence requirements (PIR) and other intelligence requirements have been obtained by OPFOR patrols. The OPFOR element has automatic and antiarmor weapons and light mortars.

**STANDARD:** The OPFOR element attempts to seize the terrain, vehicles, or equipment. 1. Develops an attack plan. 2. Surprises the enemy unit's main body. 3. Initiates the attack using a scheme of maneuver that exploits the enemy's flanks, gaps, and weaknesses. 4. Uses covered and concealed routes to approach the enemy forces' flanks, gaps, or weakly held areas. 5. Employs indirect fire to support the attack. 6. Penetrates enemy defenses. 7. Destroys equipment and supplies. 8. Inflicts heavy casualties. 9. Isolates the combat service support (CSS) base by blocking reinforcements. 10. Forces enemy units to displace. 11. Avoids being fixed in one position. 12. Withdraws before the CSS base is reinforced with tactical combat forces.

**TASK:** Conduct Sniper Operations (5-OPFOR-0006)

**CONDITION:** The opposing forces (OPFOR) element has assigned snipers (regular or irregular elements) in the enemy's rear area along the main supply route (MSR) and near support sites.

**STANDARD:** The OPFOR element kills or wounds targets. 1. Sets up a well-concealed location. 2. Engages vehicle drivers or personnel on foot with short bursts of semiautomatic fire. 3. Kills or wounds selected targets. 4. Prevents the position from being discovered by enemy forces. 5. Evacuates the area without being spotted. 6. Reports all specified priority intelligence requirements (PIR) and other intelligence requirements to the OPFOR headquarters (HQ).

**TASK:** Maintain Contact (5-OPFOR-0003)

**CONDITION:** The opposing forces (OPFOR) element is engaged with enemy base defense forces. The enemy forces are withdrawing under pressure.

**STANDARD:** The OPFOR element maintains enemy contact while the enemy withdraws. 1. Engages the enemy forces decisively. 2. Advances the OPFOR as the enemy forces withdraw. 3. Inflicts heavy casualties. 4. Captures the members of the enemy force. 5. Captures documents and equipment. 6. Safeguards captured documents, equipment, and personnel.

**TASK:** Conduct an Ambush (5-OPFOR-0007)

**CONDITION:** The enemy is moving in a convoy. The opposing forces (OPFOR) element is positioned along the enemy's route.

**STANDARD:** The OPFOR element inflicts casualties on the enemy and causes vehicle and equipment damage. 1. Prepares an ambush site before the element arrives. 2. Surprises march element forces. 3. Inflicts heavy casualties within the designated kill zone. 4. Inflicts heavy damage to vehicles and equipment within the designated kill zone. 5. Delays the march element from reaching a specified destination for a specified period of time. 6. Withdraws on order. 7. Sustains no casualties. 8. Reports actions to superiors.

**ELEMENTS:** Team Headquarters  
Heavy Diving Section

**TASK:** Respond to a Chemical Attack (03-3-C203.05-T01A)  
(FM 3-4) (FM 3-100) (FM 3-11)  
(FM 3-3) (FM 3-5)

**ITERATION:** 1M 2M 3M 4M 5M (Circle)

**COMMANDER/LEADER ASSESSMENT:** T P U (Circle)

**CONDITIONS:** The unit is deployed in mission-oriented protection posture (MOPP) 2. Intelligence indicates that opposing forces (OPFOR) have initiated chemical warfare. The automatic alarm sounds or the detector paper changes color, causing the unit to react. This task is always performed in MOPP4.

**TASK STANDARDS:** The soldiers sound the alarm (vocal or nonvocal), immediately assume MOPP 4, and use available shelter to prevent further exposure to contamination. The unit reacts to the chemical alarm within 9 seconds. The time required to perform this task is increased when conducting it in MOPP 4.

TASK STEPS AND PERFORMANCE MEASURES	GO	NO-GO
<ul style="list-style-type: none"> <li>* 1. Element leaders ensure that soldiers react to the sound of the chemical-agent alarm or recognize the indicators for a chemical or biological attack.                             <ul style="list-style-type: none"> <li>a. Gave the alarm (vocal or nonvocal).</li> <li>b. Ensured that soldiers put on their protective masks within 9 seconds.</li> <li>c. Assumed MOPP 4 as soon as possible.</li> <li>d. Sought additional shelter, if available.</li> <li>e. Administered a nerve-agent antidote (buddy aid) to other soldiers with symptoms of nerve-agent poisoning (if applicable).</li> <li>f. Administered nerve-agent antidotes to selves (if applicable).</li> <li>g. Checked soldiers to ensure that protective measures were followed.</li> </ul> </li> <li>2. Soldiers take additional protective measures.                             <ul style="list-style-type: none"> <li>a. Protected exposed equipment and supplies.</li> <li>b. Monitored the area by testing it with detector kits.</li> <li>c. Used prevention procedures, such as marking contaminated areas.</li> </ul> </li> <li>3. Soldiers conduct immediate decontamination.                             <ul style="list-style-type: none"> <li>a. Conducted skin decontamination.</li> <li>b. Wiped down personal equipment with M291 or M280 decontamination kits.</li> <li>c. Conducted operator's spray-down of equipment.</li> </ul> </li> <li>* 4. Element leaders initiate unmasking procedures and report to higher headquarters (HQ).                             <ul style="list-style-type: none"> <li>a. Ensured that casualties were provided with medical care.</li> <li>b. Reported casualties.</li> <li>c. Submitted a nuclear, biological, and chemical (NBC) 1 report to higher HQ immediately.</li> <li>d. Continued the mission or requested movement to an alternate location.</li> </ul> </li> </ul>		

TASK PERFORMANCE / EVALUATION SUMMARY BLOCK							
ITERATION	1M	2M	3M	4M	5M		TOTAL
TOTAL TASK STEPS EVALUATED							
TOTAL TASK STEPS "GO"							
TRAINING STATUS "GO"/"NO-GO"							

"\*" indicates a leader task step.

**SUPPORTING INDIVIDUAL TASKS**

<b>Task Number</b>	<b>Task Title</b>	<b>References</b>
081-831-1000	Evaluate a Casualty	STP 21-1-SMCT
081-831-1030	Administer Nerve Agent Antidote to Self (Self-Aid)	STP 21-1-SMCT
081-831-1031	Administer First Aid to a Nerve Agent Casualty (Buddy-Aid)	STP 21-1-SMCT

**SUPPORTING COLLECTIVE TASKS**

<b>Task Number</b>	<b>Task Title</b>	<b>References</b>
12-1-0403.05-T01A	Report Casualties	ARTEP 5-025-66-MTP ARTEP 5-026-34-MTP ARTEP 5-155-66-MTP ARTEP 5-156-34-MTP ARTEP 5-215-66-MTP ARTEP 5-216-34-MTP ARTEP 5-335-60-MTP ARTEP 5-335-66-MTP ARTEP 5-336-34-MTP ARTEP 5-415-66-MTP ARTEP 5-425-66-MTP ARTEP 5-426-34-MTP ARTEP 5-435-66-MTP ARTEP 5-436-35-MTP ARTEP 5-436-37-MTP ARTEP 5-445-64-MTP ARTEP 5-445-66-MTP ARTEP 5-446-34-MTP ARTEP 5-446-36-MTP ARTEP 5-605-66-MTP ARTEP 5-606-34-MTP ARTEP 5-615-66-MTP ARTEP 5-616-34-MTP

**OPFOR TASKS AND STANDARDS**

**TASK:** Defend a Minefield (5-OPFOR-0023)

**CONDITION:** The enemy is conducting a minefield sweeping operation. The opposing forces (OPFOR) element has a minefield placed in the enemy's path. The minefield is under constant observation and fire.



**STANDARD:** The OPFOR element defends a minefield against an enemy element conducting a minefield sweeping operation. 1. Prevents the unit from detecting the obstacle. 2. Disrupts the minefield sweeping operation. 3. Prevents the unit from conducting the minefield sweeping operation, prevents the unit from moving all personnel through the breach or delays the completion of the minefield sweeping operation for more than 45 minutes.

**TASK:** Disrupt Movement (5-OPFOR-0014)

**CONDITION:** The enemy is expected to move through the opposing forces (OPFOR) element's area of operations. The OPFOR element has received an operation order (OPORD) or fragmentary order (FRAGO) to disrupt enemy movement. The enemy has the capability to defend with direct fire and antiarmor weapons.

**STANDARD:** The OPFOR element delays enemy movement. 1. Delays the element. 2. Forces the element to deviate from its route. 3. Prevents the element from reaching its destination. 4. Surprises the element's main body.

**TASK:** Disrupt Defensive Preparations (5-OPFOR-0018)

**CONDITION:** The opposing forces (OPFOR) element has located the enemy. Priority intelligence requirements (PIR) and other intelligence requirements obtained by OPFOR patrols indicate that the enemy elements are establishing defensive positions. The OPFOR element has automatic and antiarmor weapons and light mortars.

**STANDARD:** The OPFOR element disrupts and delays the enemy's defensive preparations. 1. Locates and penetrates the enemy's security system. 2. Forces the enemy to delay defensive preparations. 3. Disrupts the enemy's obstacle preparations.

**TASK:** Surrender to the Capturing Unit on the Battlefield (5-OPFOR-0024)

**CONDITION:** The enemy has captured the opposing forces (OPFOR) element's soldiers, documents, and equipment sensitive to the OPFOR tactical operations.

**STANDARD:** The OPFOR soldiers retain or destroy documents and equipment. The OPFOR element surrenders documents and equipment of no tactical use to the enemy and attempts to conceal or destroy items of tactical value. The OPFOR element attempts escape and evasion. 1. Prevents the successful capture of documents and equipment. 2. Destroys documents and equipment. 3. Removes identifying markings from equipment. 4. Removes unit-identifying insignia. 5. Provides misleading information. 6. Plans an escape. 7. Delays movement to the nearest collection point. 8. Prevents safeguarding of enemy prisoners of war (EPWs) in order to cause embarrassment to the United States (US).

**TASK:** Defeat Obstacles (5-OPFOR-0009)

**CONDITION:** The opposing forces (OPFOR) element encounters an obstacle that blocks the avenue of approach as it advances upon the enemy forces.

**STANDARD:** The OPFOR element bypasses or breaches the enemy obstacle. 1. Detects the obstacle before halting its main body. 2. Defeats the obstacle. a. Bypasses the obstacle without entering the engagement areas. b. Breaches the obstacle within 45 minutes and passes its entire force through the obstacle. 3. Does not incur degradation to the point that the mission must be discontinued.

**TASK:** Disrupt Assembly Area (AA) Activities (5-OPFOR-0013)

**CONDITION:** Intelligence reports indicate that platoon- and company-size enemy units are operating in the opposing forces (OPFOR) area of operations. Enemy units can defend from AAs with direct fire, antiarmor weapons, and indirect fire. The enemy has close air support (CAS) and nuclear, biological, and chemical (NBC) capabilities.

**STANDARD:** The OPFOR element locates and disrupts the enemy's AA activities. 1. Locates the element's AA. 2. Probes the AA with squad- or team-size elements. 3. Inflicts more than 5 percent casualties on the element. 4. Disrupts the element's preparations (prevents or delays beyond the element's allotted time).

**TASK:** Disrupt a Route Reconnaissance (5-OPFOR-0021)

**CONDITION:** The enemy is conducting a route reconnaissance. The opposing forces (OPFOR) element is positioned along the enemy's route.

**STANDARD:** The OPFOR element attempts to disrupt a squad/section conducting a route reconnaissance. 1. Prevents the unit from meeting its specified time schedule. 2. Forces the unit to deviate from its specified route. 3. Prevents the unit from reaching its assigned destination. 4. Surprises the squad/section. 5. Inflicts casualties on the unit.

**TASK:** Conduct Terrorist and Saboteur Attacks (5-OPFOR-0005)

**CONDITION:** The opposing forces (OPFOR) element dispatches small teams into the enemy's rear area to disrupt combat service support (CSS) operations.

**STANDARD:** The enemy sustains disrupted command and control (C2), destroyed equipment and supplies, and light casualties. 1. Locates rear support bases and C2 facilities. 2. Delays and disrupts CSS operations through probes. 3. Infiltrates CSS bases to conduct sabotage and terrorist activities. 4. Inflicts light casualties. 5. Destroys supplies and equipment.

**TASK:** Disrupt a Net Control Station (NCS) (5-OPFOR-0019)

**CONDITION:** The enemy has established a NCS. The opposing forces (OPFOR) element has radio and jamming equipment.

**STANDARD:** The OPFOR element attempts to disrupt an NCS. 1. Attempts to locate the radio frequency that the unit is operating on. 2. Attempts to enter the radio net. 3. Attempts to issue "bogus" orders to a unit on the net. 4. Jams the radio frequency and forces the unit to go to an alternate frequency.

**TASK:** Disrupt Construction of Vehicle Fighting Positions (5-OPFOR-0020)

**CONDITION:** The opposing forces (OPFOR) element has located the enemy. The priority intelligence requirements (PIR) and other intelligence obtained by OPFOR patrols indicate the enemy is constructing vehicle fighting positions within its defensive area. The OPFOR element has automatic and antiarmor weapons and light mortars.

**STANDARD:** The OPFOR element attempts to disrupt the enemy's efforts to establish vehicle fighting positions. 1. Locates the defensive area. 2. Surprises the main body. 3. Penetrates the defensive area with squad-size probes. 4. Inflicts casualties on the unit. 5. Destroys vehicles. 6. Disrupts the unit's preparations (prevents or delays beyond the unit's allotted time).

**TASK:** Conduct an Aerial Reconnaissance (5-OPFOR-0010)

**CONDITION:** The opposing forces (OPFOR) headquarters (HQ) element requires intelligence on the locations and identification of enemy elements. An aircraft is dispatched to take photographs and make a visual inspection of the enemy rear area.

**STANDARD:** The OPFOR element gathers photograph intelligence of the enemy. 1. Photographs the assigned sectors. 2. Makes quick visual checks where the ceiling is low. 3. Locates enemy positions in the area, particularly support and storage bases, and command and control (C2) facilities. 4. Sustains no loss of aircraft. 5. Reports priority intelligence requirements (PIR) and other information requirements to the OPFOR HQ.

**TASK:** Disrupt an Engineer Reconnaissance (5-OPFOR-0022)

**CONDITION:** The enemy is conducting an engineer reconnaissance. The opposing forces (OPFOR) element is positioned along the enemy's route.

**STANDARD:** The OPFOR element disrupts an engineer reconnaissance. 1. Prevents the unit from meeting its specified time schedule. 2. Forces the unit to deviate from its specified route. 3. Prevents the unit from accomplishing its assigned engineer reconnaissance. 4. Surprises the unit conducting the reconnaissance.

**TASK:** Conduct an Attack (5-OPFOR-0008)

**CONDITION:** The enemy is conducting tactical operations. The opposing forces (OPFOR) element receives orders to attack the enemy, the area of occupation, or the main supply route (MSR) with smoke.

**STANDARD:** The OPFOR element disrupts the enemy's movement and smoke operations. 1. Determines the delivery method of the smoke attack. 2. Locates the target. 3. Delivers the smoke attack downwind. 4. Attacks the enemy with smoke, and surge attacks when the enemy responds to the smoke.

**TASK:** Disrupt Quartering Party Operations (5-OPFOR-0017)

**CONDITION:** The enemy is conducting quartering party operations. It has established an assembly area (AA) but has not moved in the main body.

**STANDARD:** The opposing forces (OPFOR) element attempts to disrupt quartering party operations and infiltrate the enemy's AA. 1. Locates the quartering party and the AA. 2. Surprises the main body. 3. Penetrates the AA with squad-size probes. 4. Inflicts personnel casualties and vehicle damage. 5. Disrupts the unit's preparations (prevents or delays beyond the unit's allotted time).

**TASK:** Disrupt Enemy Movement and Operations Using Tactical Nuclear Weapons (5-OPFOR-0016)

**CONDITION:** The opposing forces (OPFOR) element has located the enemy. Priority intelligence requirements (PIR) and other intelligence requirements have been obtained by OPFOR patrols. Tactical nuclear weapons are employed against key locations in the rear area.

**STANDARD:** The OPFOR element disrupts enemy movement and operations. 1. Disrupts or delays the movement of the enemy's equipment and supplies to the forward areas. 2. Destroys enemy equipment and supplies. 3. Inflicts a high rate of nuclear casualties among the enemy forces. 4. Denies the enemy the use of specified areas. 5. Contaminates the enemy's equipment and supplies.

**TASK:** Disrupt Enemy Movement and Operations Using Persistent and Nonpersistent Chemical Weapons (5-OPFOR-0015)

**CONDITION:** The opposing forces (OPFOR) element has located the enemy. Priority intelligence requirements (PIR) and other intelligence requirements have been obtained by OPFOR patrols. The OPFOR units deliver chemical agents, by means of conventional artillery weapons or aircraft, along selected supply routes and key bases in the rear area.

**STANDARD:** The OPFOR element disrupts enemy movement and operations using persistent and nonpersistent chemical weapons. 1. Delivers chemical agents in low and densely wooded areas. 2. Delays the movement of enemy supplies and equipment to the forward areas. 3. Restricts the movement of the enemy units in the rear area. 4. Channels the movement of enemy units into predesignated ambush areas. 5. Contaminates enemy supplies and equipment. 6. Inflicts a high rate of casualties on enemy forces.

**TASK:** Counter Passage of Lines (5-OPFOR-0012)

**CONDITION:** Enemy forces are in defensive positions, but they are expected to attempt passage-of-lines operations. The opposing forces (OPFOR) received orders to disrupt enemy passage-of-lines operations.

**STANDARD:** The OPFOR element delays or prevents enemy passage of lines. 1. Delays the passage. 2. Prevents the company from moving all personnel through the stationary unit. 3. Engages the main body of either the moving or the stationary unit.

**TASK:** Conduct Air Attacks (5-OPFOR-0002)

**CONDITION:** The opposing forces (OPFOR) element in the rear area has forwarded the positions of the enemy support sites or the locations of moving elements. The OPFOR aircraft have been dispatched to attack enemy installations or convoys.

**STANDARD:** The OPFOR element attempts to delay, disrupt, or damage the enemy targets by air. 1. Locates the target (support sites or convoys). 2. Makes attack runs on the designated targets. 3. Inflicts heavy damage to the selected target. 4. Sustains no loss of aircraft. 5. Delays moving the force for more than one hour.

**TASK:** Conduct a Raid (5-OPFOR-0004)

**CONDITION:** The opposing forces (OPFOR) element has occupied an objective rally point and has orders to conduct a raid on a combat service support (CSS) base.

**STANDARD:** The OPFOR element infiltrates the enemy's base and destroys all of the targets. 1. Surprises the enemy forces. 2. Assaults the support base and accomplishes the assigned tasks. 3. Destroys the specified equipment and supplies. 4. Avoids being decisively engaged. 5. Withdraws all personnel from the objective areas within the time prescribed. 6. Obtains all priority intelligence requirements (PIR) from the raid site. 7. Sustains only light casualties from enemy fire.

**TASK:** Attack (5-OPFOR-0001)

**CONDITION:** The opposing forces (OPFOR) element has located the enemy. The priority intelligence requirements (PIR) and other intelligence requirements have been obtained by OPFOR patrols. The OPFOR element has automatic and antiarmor weapons and light mortars.

**STANDARD:** The OPFOR element attempts to seize the terrain, vehicles, or equipment. 1. Develops an attack plan. 2. Surprises the enemy unit's main body. 3. Initiates the attack using a scheme of maneuver that exploits the enemy's flanks, gaps, and weaknesses. 4. Uses covered and concealed routes to approach the enemy forces' flanks, gaps, or weakly held areas. 5. Employs indirect fire to support the attack. 6. Penetrates enemy defenses. 7. Destroys equipment and supplies. 8. Inflicts heavy casualties. 9. Isolates the combat service support (CSS) base by blocking reinforcements. 10. Forces enemy units to displace. 11. Avoids being fixed in one position. 12. Withdraws before the CSS base is reinforced with tactical combat forces.

**TASK:** Conduct Sniper Operations (5-OPFOR-0006)

**CONDITION:** The opposing forces (OPFOR) element has assigned snipers (regular or irregular elements) in the enemy's rear area along the main supply route (MSR) and near support sites.

**STANDARD:** The OPFOR element kills or wounds targets. 1. Sets up a well-concealed location. 2. Engages vehicle drivers or personnel on foot with short bursts of semiautomatic fire. 3. Kills or wounds selected targets. 4. Prevents the position from being discovered by enemy forces. 5. Evacuates the area without being spotted. 6. Reports all specified priority intelligence requirements (PIR) and other intelligence requirements to the OPFOR headquarters (HQ).

**TASK:** Maintain Contact (5-OPFOR-0003)

**CONDITION:** The opposing forces (OPFOR) element is engaged with enemy base defense forces. The enemy forces are withdrawing under pressure.

**STANDARD:** The OPFOR element maintains enemy contact while the enemy withdraws. 1. Engages the enemy forces decisively. 2. Advances the OPFOR as the enemy forces withdraw. 3. Inflicts heavy casualties. 4. Captures the members of the enemy force. 5. Captures documents and equipment. 6. Safeguards captured documents, equipment, and personnel.

**TASK:** Conduct an Ambush (5-OPFOR-0007)

**CONDITION:** The enemy is moving in a convoy. The opposing forces (OPFOR) element is positioned along the enemy's route.

**STANDARD:** The OPFOR element inflicts casualties on the enemy and causes vehicle and equipment damage. 1. Prepares an ambush site before the element arrives. 2. Surprises march element forces. 3. Inflicts heavy casualties within the designated kill zone. 4. Inflicts heavy damage to vehicles and equipment within the designated kill zone. 5. Delays the march element from reaching a specified destination for a specified period of time. 6. Withdraws on order. 7. Sustains no casualties. 8. Reports actions to superiors.

**ELEMENTS:** Team Headquarters  
Heavy Diving Section

**TASK:** Prepare for a Friendly Nuclear Strike (03-3-C205.05-T01A)  
(FM 3-4) (FM 3-3)

**ITERATION:** 1 2 3 4 5 M (Circle)

**COMMANDER/LEADER ASSESSMENT:** T P U (Circle)

**CONDITIONS:** The unit receives a strike warning message from higher headquarters (HQ) directing specific actions to be implemented. Some iterations of this task should be performed in MOPP4.

**TASK STANDARDS:** The unit completes preparations within 30 minutes of a friendly nuclear-strike warning. The time required to perform this task is increased when conducting it in mission-oriented protection posture (MOPP) 4.

TASK STEPS AND PERFORMANCE MEASURES	GO	NO-GO
1. The designated radio operator acknowledges the strike warning message. <ul style="list-style-type: none"> <li>a. Authenticated the call.</li> <li>b. Acknowledged the warning by return message.</li> </ul> * 2. The element leader issues a warning order. <ul style="list-style-type: none"> <li>a. Warned subordinate and affected units.</li> <li>b. Ensured that subordinates executed actions as directed.</li> </ul> 3. Soldiers complete actions before detonation occurs. <ul style="list-style-type: none"> <li>a. Placed vehicles and equipment for the best terrain shielding (hill masses, slopes, culverts, depressions).</li> <li>b. Disconnected nonessential electronic equipment.</li> <li>c. Tied down essential antennas.</li> <li>d. Took down nonessential antennas and antenna leads.</li> <li>e. Improved shelters with consideration for blast, thermal, and radiation effects.</li> </ul> NOTE: Add sandbags to shelters, foxholes, or tents in the direction of the strike. Cover openings or position them away from the strike. <ul style="list-style-type: none"> <li>f. Zeroed dosimeters.</li> <li>g. Digital units ensured that the systems were prepared according to the unit's tactical standing operating procedures (TACSOP).</li> <li>h. Secured loose, flammable, or explosive items and food or water containers to protect them from nuclear-weapons effects.</li> </ul>		

TASK PERFORMANCE / EVALUATION SUMMARY BLOCK							
ITERATION	1	2	3	4	5	M	TOTAL
TOTAL TASK STEPS EVALUATED							
TOTAL TASK STEPS "GO"							
TRAINING STATUS "GO"/"NO-GO"							

"\*" indicates a leader task step.

**SUPPORTING INDIVIDUAL TASKS: NONE****SUPPORTING COLLECTIVE TASKS: NONE****OPFOR TASKS AND STANDARDS**

**TASK:** Disrupt Movement (5-OPFOR-0014)

**CONDITION:** The enemy is expected to move through the opposing forces (OPFOR) element's area of operations. The OPFOR element has received an operation order (OPORD) or fragmentary order (FRAGO) to disrupt enemy movement. The enemy has the capability to defend with direct fire and antiarmor weapons.

**STANDARD:** The OPFOR element delays enemy movement. 1. Delays the element. 2. Forces the element to deviate from its route. 3. Prevents the element from reaching its destination. 4. Surprises the element's main body.

**TASK:** Disrupt Defensive Preparations (5-OPFOR-0018)

**CONDITION:** The opposing forces (OPFOR) element has located the enemy. Priority intelligence requirements (PIR) and other intelligence requirements obtained by OPFOR patrols indicate that the enemy elements are establishing defensive positions. The OPFOR element has automatic and antiarmor weapons and light mortars.

**STANDARD:** The OPFOR element disrupts and delays the enemy's defensive preparations. 1. Locates and penetrates the enemy's security system. 2. Forces the enemy to delay defensive preparations. 3. Disrupts the enemy's obstacle preparations.

**TASK:** Defeat Obstacles (5-OPFOR-0009)

**CONDITION:** The opposing forces (OPFOR) element encounters an obstacle that blocks the avenue of approach as it advances upon the enemy forces.

**STANDARD:** The OPFOR element bypasses or breaches the enemy obstacle. 1. Detects the obstacle before halting its main body. 2. Defeats the obstacle. a. Bypasses the obstacle without entering the engagement areas. b. Breaches the obstacle within 45 minutes and passes its entire force through the obstacle. 3. Does not incur degradation to the point that the mission must be discontinued.

**TASK:** Disrupt a Route Reconnaissance (5-OPFOR-0021)

**CONDITION:** The enemy is conducting a route reconnaissance. The opposing forces (OPFOR) element is positioned along the enemy's route.

**STANDARD:** The OPFOR element attempts to disrupt a squad/section conducting a route reconnaissance. 1. Prevents the unit from meeting its specified time schedule. 2. Forces the unit to deviate from its specified route. 3. Prevents the unit from reaching its assigned destination. 4. Surprises the squad/section. 5. Inflicts casualties on the unit.

**TASK:** Conduct Terrorist and Saboteur Attacks (5-OPFOR-0005)

**CONDITION:** The opposing forces (OPFOR) element dispatches small teams into the enemy's rear area to disrupt combat service support (CSS) operations.

**STANDARD:** The enemy sustains disrupted command and control (C2), destroyed equipment and supplies, and light casualties. 1. Locates rear support bases and C2 facilities. 2. Delays and disrupts CSS operations through probes. 3. Infiltrates CSS bases to conduct sabotage and terrorist activities. 4. Inflicts light casualties. 5. Destroys supplies and equipment.

**TASK:** Disrupt a Net Control Station (NCS) (5-OPFOR-0019)

**CONDITION:** The enemy has established a NCS. The opposing forces (OPFOR) element has radio and jamming equipment.

**STANDARD:** The OPFOR element attempts to disrupt an NCS. 1. Attempts to locate the radio frequency that the unit is operating on. 2. Attempts to enter the radio net. 3. Attempts to issue "bogus" orders to a unit on the net. 4. Jams the radio frequency and forces the unit to go to an alternate frequency.

**TASK:** Disrupt Construction of Vehicle Fighting Positions (5-OPFOR-0020)

**CONDITION:** The opposing forces (OPFOR) element has located the enemy. The priority intelligence requirements (PIR) and other intelligence obtained by OPFOR patrols indicate the enemy is constructing vehicle fighting positions within its defensive area. The OPFOR element has automatic and antiarmor weapons and light mortars.

**STANDARD:** The OPFOR element attempts to disrupt the enemy's efforts to establish vehicle fighting positions. 1. Locates the defensive area. 2. Surprises the main body. 3. Penetrates the defensive area with squad-size probes. 4. Inflicts casualties on the unit. 5. Destroys vehicles. 6. Disrupts the unit's preparations (prevents or delays beyond the unit's allotted time).

**TASK:** Conduct an Aerial Reconnaissance (5-OPFOR-0010)

**CONDITION:** The opposing forces (OPFOR) headquarters (HQ) element requires intelligence on the locations and identification of enemy elements. An aircraft is dispatched to take photographs and make a visual inspection of the enemy rear area.

**STANDARD:** The OPFOR element gathers photograph intelligence of the enemy. 1. Photographs the assigned sectors. 2. Makes quick visual checks where the ceiling is low. 3. Locates enemy positions in the area, particularly support and storage bases, and command and control (C2) facilities. 4. Sustains no loss of aircraft. 5. Reports priority intelligence requirements (PIR) and other information requirements to the OPFOR HQ.

**TASK:** Disrupt an Engineer Reconnaissance (5-OPFOR-0022)

**CONDITION:** The enemy is conducting an engineer reconnaissance. The opposing forces (OPFOR) element is positioned along the enemy's route.

**STANDARD:** The OPFOR element disrupts an engineer reconnaissance. 1. Prevents the unit from meeting its specified time schedule. 2. Forces the unit to deviate from its specified route. 3. Prevents the unit from accomplishing its assigned engineer reconnaissance. 4. Surprises the unit conducting the reconnaissance.

**TASK:** Conduct an Attack (5-OPFOR-0008)

**CONDITION:** The enemy is conducting tactical operations. The opposing forces (OPFOR) element receives orders to attack the enemy, the area of occupation, or the main supply route (MSR) with smoke.



**STANDARD:** The OPFOR element disrupts the enemy's movement and smoke operations. 1. Determines the delivery method of the smoke attack. 2. Locates the target. 3. Delivers the smoke attack downwind. 4. Attacks the enemy with smoke, and surge attacks when the enemy responds to the smoke.

**TASK:** Disrupt Quarters Party Operations (5-OPFOR-0017)

**CONDITION:** The enemy is conducting quarters party operations. It has established an assembly area (AA) but has not moved in the main body.

**STANDARD:** The opposing forces (OPFOR) element attempts to disrupt quarters party operations and infiltrate the enemy's AA. 1. Locates the quarters party and the AA. 2. Surprises the main body. 3. Penetrates the AA with squad-size probes. 4. Inflicts personnel casualties and vehicle damage. 5. Disrupts the unit's preparations (prevents or delays beyond the unit's allotted time).

**TASK:** Disrupt Enemy Movement and Operations Using Tactical Nuclear Weapons (5-OPFOR-0016)

**CONDITION:** The opposing forces (OPFOR) element has located the enemy. Priority intelligence requirements (PIR) and other intelligence requirements have been obtained by OPFOR patrols. Tactical nuclear weapons are employed against key locations in the rear area.

**STANDARD:** The OPFOR element disrupts enemy movement and operations. 1. Disrupts or delays the movement of the enemy's equipment and supplies to the forward areas. 2. Destroys enemy equipment and supplies. 3. Inflicts a high rate of nuclear casualties among the enemy forces. 4. Denies the enemy the use of specified areas. 5. Contaminates the enemy's equipment and supplies.

**TASK:** Disrupt Assembly Area (AA) Activities (5-OPFOR-0013)

**CONDITION:** Intelligence reports indicate that platoon- and company-size enemy units are operating in the opposing forces (OPFOR) area of operations. Enemy units can defend from AAs with direct fire, antiarmor weapons, and indirect fire. The enemy has close air support (CAS) and nuclear, biological, and chemical (NBC) capabilities.

**STANDARD:** The OPFOR element locates and disrupts the enemy's AA activities. 1. Locates the element's AA. 2. Probes the AA with squad- or team-size elements. 3. Inflicts more than 5 percent casualties on the element. 4. Disrupts the element's preparations (prevents or delays beyond the element's allotted time).

**TASK:** Disrupt Enemy Movement and Operations Using Persistent and Nonpersistent Chemical Weapons (5-OPFOR-0015)

**CONDITION:** The opposing forces (OPFOR) element has located the enemy. Priority intelligence requirements (PIR) and other intelligence requirements have been obtained by OPFOR patrols. The OPFOR units deliver chemical agents, by means of conventional artillery weapons or aircraft, along selected supply routes and key bases in the rear area.

**STANDARD:** The OPFOR element disrupts enemy movement and operations using persistent and nonpersistent chemical weapons. 1. Delivers chemical agents in low and densely wooded areas. 2. Delays the movement of enemy supplies and equipment to the forward areas. 3. Restricts the movement of the enemy units in the rear area. 4. Channels the movement of enemy units into predesignated ambush areas. 5. Contaminates enemy supplies and equipment. 6. Inflicts a high rate of casualties on enemy forces.

**TASK:** Counter Passage of Lines (5-OPFOR-0012)

**CONDITION:** Enemy forces are in defensive positions, but they are expected to attempt passage-of-lines operations. The opposing forces (OPFOR) received orders to disrupt enemy passage-of-lines operations.

**STANDARD:** The OPFOR element delays or prevents enemy passage of lines. 1. Delays the passage. 2. Prevents the company from moving all personnel through the stationary unit. 3. Engages the main body of either the moving or the stationary unit.

**TASK:** Conduct Air Attacks (5-OPFOR-0002)

**CONDITION:** The opposing forces (OPFOR) element in the rear area has forwarded the positions of the enemy support sites or the locations of moving elements. The OPFOR aircraft have been dispatched to attack enemy installations or convoys.

**STANDARD:** The OPFOR element attempts to delay, disrupt, or damage the enemy targets by air. 1. Locates the target (support sites or convoys). 2. Makes attack runs on the designated targets. 3. Inflicts heavy damage to the selected target. 4. Sustains no loss of aircraft. 5. Delays moving the force for more than one hour.

**TASK:** Surrender to the Capturing Unit on the Battlefield (5-OPFOR-0024)

**CONDITION:** The enemy has captured the opposing forces (OPFOR) element's soldiers, documents, and equipment sensitive to the OPFOR tactical operations.

**STANDARD:** The OPFOR soldiers retain or destroy documents and equipment. The OPFOR element surrenders documents and equipment of no tactical use to the enemy and attempts to conceal or destroy items of tactical value. The OPFOR element attempts escape and evasion. 1. Prevents the successful capture of documents and equipment. 2. Destroys documents and equipment. 3. Removes identifying markings from equipment. 4. Removes unit-identifying insignia. 5. Provides misleading information. 6. Plans an escape. 7. Delays movement to the nearest collection point. 8. Prevents safeguarding of enemy prisoners of war (EPWs) in order to cause embarrassment to the United States (US).

**TASK:** Conduct a Raid (5-OPFOR-0004)

**CONDITION:** The opposing forces (OPFOR) element has occupied an objective rally point and has orders to conduct a raid on a combat service support (CSS) base.

**STANDARD:** The OPFOR element infiltrates the enemy's base and destroys all of the targets. 1. Surprises the enemy forces. 2. Assaults the support base and accomplishes the assigned tasks. 3. Destroys the specified equipment and supplies. 4. Avoids being decisively engaged. 5. Withdraws all personnel from the objective areas within the time prescribed. 6. Obtains all priority intelligence requirements (PIR) from the raid site. 7. Sustains only light casualties from enemy fire.

**TASK:** Attack (5-OPFOR-0001)

**CONDITION:** The opposing forces (OPFOR) element has located the enemy. The priority intelligence requirements (PIR) and other intelligence requirements have been obtained by OPFOR patrols. The OPFOR element has automatic and antiarmor weapons and light mortars.

**STANDARD:** The OPFOR element attempts to seize the terrain, vehicles, or equipment. 1. Develops an attack plan. 2. Surprises the enemy unit's main body. 3. Initiates the attack using a scheme of maneuver that exploits the enemy's flanks, gaps, and weaknesses. 4. Uses covered and concealed routes to approach the enemy forces' flanks, gaps, or weakly held areas. 5. Employs indirect fire to support the attack. 6. Penetrates enemy defenses. 7. Destroys equipment and supplies. 8. Inflicts heavy casualties. 9. Isolates the combat service support (CSS) base by blocking reinforcements. 10. Forces enemy units to displace. 11. Avoids being fixed in one position. 12. Withdraws before the CSS base is reinforced with tactical combat forces.

**TASK:** Conduct Sniper Operations (5-OPFOR-0006)

**CONDITION:** The opposing forces (OPFOR) element has assigned snipers (regular or irregular elements) in the enemy's rear area along the main supply route (MSR) and near support sites.

**STANDARD:** The OPFOR element kills or wounds targets. 1. Sets up a well-concealed location. 2. Engages vehicle drivers or personnel on foot with short bursts of semiautomatic fire. 3. Kills or wounds selected targets. 4. Prevents the position from being discovered by enemy forces. 5. Evacuates the area without being spotted. 6. Reports all specified priority intelligence requirements (PIR) and other intelligence requirements to the OPFOR headquarters (HQ).

**TASK:** Defend a Minefield (5-OPFOR-0023)

**CONDITION:** The enemy is conducting a minefield sweeping operation. The opposing forces (OPFOR) element has a minefield placed in the enemy's path. The minefield is under constant observation and fire.

**STANDARD:** The OPFOR element defends a minefield against an enemy element conducting a minefield sweeping operation. 1. Prevents the unit from detecting the obstacle. 2. Disrupts the minefield sweeping operation. 3. Prevents the unit from conducting the minefield sweeping operation, prevents the unit from moving all personnel through the breach or delays the completion of the minefield sweeping operation for more than 45 minutes.

**TASK:** Maintain Contact (5-OPFOR-0003)

**CONDITION:** The opposing forces (OPFOR) element is engaged with enemy base defense forces. The enemy forces are withdrawing under pressure.

**STANDARD:** The OPFOR element maintains enemy contact while the enemy withdraws. 1. Engages the enemy forces decisively. 2. Advances the OPFOR as the enemy forces withdraw. 3. Inflicts heavy casualties. 4. Captures the members of the enemy force. 5. Captures documents and equipment. 6. Safeguards captured documents, equipment, and personnel.

**TASK:** Conduct an Ambush (5-OPFOR-0007)

**CONDITION:** The enemy is moving in a convoy. The opposing forces (OPFOR) element is positioned along the enemy's route.

**STANDARD:** The OPFOR element inflicts casualties on the enemy and causes vehicle and equipment damage. 1. Prepares an ambush site before the element arrives. 2. Surprises march element forces. 3. Inflicts heavy casualties within the designated kill zone. 4. Inflicts heavy damage to vehicles and equipment within the designated kill zone. 5. Delays the march element from reaching a specified destination for a specified period of time. 6. Withdraws on order. 7. Sustains no casualties. 8. Reports actions to superiors.

**ELEMENTS:** Team Headquarters  
Heavy Diving Section

**TASK:** Prepare for a Nuclear Attack (03-3-C206.05-T01A)  
(FM 3-4) (FM 3-100) (FM 3-3)

**ITERATION:** 1 2 3 4 5 M (Circle)

**COMMANDER/LEADER ASSESSMENT:** T P U (Circle)

**CONDITIONS:** The unit receives notice that a nuclear attack is probable and must initiate actions to minimize casualties and damage. Some iterations of this task should be performed in MOPP4.

**TASK STANDARDS:** The unit hardens and shields positions and equipment and conducts periodic monitoring. The time required to perform this task is increased when conducting it in mission-oriented protection posture (MOPP) 4.

TASK STEPS AND PERFORMANCE MEASURES	GO	NO-GO
* 1. The element leader issues a warning order to subordinate units, ensuring that all soldiers understand the order.  2. The unit begins defensive preparation for a nuclear attack. <ul style="list-style-type: none"> <li>a. Placed vehicles and equipment for the best terrain shielding (hill masses, slopes, culverts, depressions).</li> <li>b. Turned off and disconnected nonessential electronic equipment according to the unit's standing operating procedure (SOP).</li> <li>c. Tied down essential antennas.</li> <li>d. Took down nonessential antenna leads according to the unit's SOP or other guidance.</li> <li>e. Improved shelters with consideration for blast, thermal, and radiation effects.</li> <li>f. Zeroed dosimeters.</li> <li>g. Secured loose, flammable, or explosive items and food or water containers to protect them from nuclear-weapons effects.</li> <li>h. Took cover in hardened shelters (if available).</li> <li>i. Used field-expedient shelters.</li> </ul> 3. The unit takes additional actions consistent with the tactical situation. <ul style="list-style-type: none"> <li>a. Continued periodic monitoring.</li> <li>b. Reported all dose-rate and dosimeter readings to higher headquarters (HQ).</li> </ul>		

TASK PERFORMANCE / EVALUATION SUMMARY BLOCK							
ITERATION	1	2	3	4	5	M	TOTAL
TOTAL TASK STEPS EVALUATED							
TOTAL TASK STEPS "GO"							
TRAINING STATUS "GO"/"NO-GO"							

"\*" indicates a leader task step.

**SUPPORTING INDIVIDUAL TASKS: NONE****SUPPORTING COLLECTIVE TASKS**

<b>Task Number</b>	<b>Task Title</b>	<b>References</b>
05-2-1218	Conduct Report Procedures	ARTEP 5-026-34-MTP ARTEP 5-027-10-MTP ARTEP 5-053-11-MTP ARTEP 5-053-12-MTP ARTEP 5-053-35-MTP ARTEP 5-063-10-MTP ARTEP 5-063-11-MTP ARTEP 5-063-35-MTP ARTEP 5-113-11-MTP ARTEP 5-113-12-MTP ARTEP 5-113-35-MTP ARTEP 5-156-34-MTP ARTEP 5-157-10-MTP ARTEP 5-216-34-MTP ARTEP 5-217-10-MTP ARTEP 5-335-60-MTP ARTEP 5-335-65-MTP ARTEP 5-337-10-MTP ARTEP 5-337-35-MTP ARTEP 5-423-11-MTP ARTEP 5-424-35-MTP ARTEP 5-426-34-MTP ARTEP 5-427-10-MTP ARTEP 5-434-35-MTP ARTEP 5-435-67-MTP ARTEP 5-437-10-MTP ARTEP 5-437-11-MTP ARTEP 5-437-36-MTP ARTEP 5-437-38-MTP ARTEP 5-446-34-MTP ARTEP 5-446-36-MTP ARTEP 5-447-10-MTP ARTEP 5-447-11-MTP ARTEP 5-463-10-MTP ARTEP 5-463-12-MTP ARTEP 5-463-15-MTP ARTEP 5-463-17-MTP ARTEP 5-473-35-MTP ARTEP 5-603-35-MTP ARTEP 5-605-66-MTP

**OPFOR TASKS AND STANDARDS**

**TASK:** Disrupt Movement (5-OPFOR-0014)

**CONDITION:** The enemy is expected to move through the opposing forces (OPFOR) element's area of operations. The OPFOR element has received an operation order (OPORD) or fragmentary order (FRAGO) to disrupt enemy movement. The enemy has the capability to defend with direct fire and antiarmor weapons.

**STANDARD:** The OPFOR element delays enemy movement. 1. Delays the element. 2. Forces the element to deviate from its route. 3. Prevents the element from reaching its destination. 4. Surprises the element's main body.

**TASK:** Disrupt Defensive Preparations (5-OPFOR-0018)

**CONDITION:** The opposing forces (OPFOR) element has located the enemy. Priority intelligence requirements (PIR) and other intelligence requirements obtained by OPFOR patrols indicate that the enemy elements are establishing defensive positions. The OPFOR element has automatic and antiarmor weapons and light mortars.

**STANDARD:** The OPFOR element disrupts and delays the enemy's defensive preparations. 1. Locates and penetrates the enemy's security system. 2. Forces the enemy to delay defensive preparations. 3. Disrupts the enemy's obstacle preparations.

**TASK:** Defeat Obstacles (5-OPFOR-0009)

**CONDITION:** The opposing forces (OPFOR) element encounters an obstacle that blocks the avenue of approach as it advances upon the enemy forces.

**STANDARD:** The OPFOR element bypasses or breaches the enemy obstacle. 1. Detects the obstacle before halting its main body. 2. Defeats the obstacle. a. Bypasses the obstacle without entering the engagement areas. b. Breaches the obstacle within 45 minutes and passes its entire force through the obstacle. 3. Does not incur degradation to the point that the mission must be discontinued.

**TASK:** Disrupt a Route Reconnaissance (5-OPFOR-0021)

**CONDITION:** The enemy is conducting a route reconnaissance. The opposing forces (OPFOR) element is positioned along the enemy's route.

**STANDARD:** The OPFOR element attempts to disrupt a squad/section conducting a route reconnaissance. 1. Prevents the unit from meeting its specified time schedule. 2. Forces the unit to deviate from its specified route. 3. Prevents the unit from reaching its assigned destination. 4. Surprises the squad/section. 5. Inflicts casualties on the unit.

**TASK:** Conduct Terrorist and Saboteur Attacks (5-OPFOR-0005)

**CONDITION:** The opposing forces (OPFOR) element dispatches small teams into the enemy's rear area to disrupt combat service support (CSS) operations.

**STANDARD:** The enemy sustains disrupted command and control (C2), destroyed equipment and supplies, and light casualties. 1. Locates rear support bases and C2 facilities. 2. Delays and disrupts CSS operations through probes. 3. Infiltrates CSS bases to conduct sabotage and terrorist activities. 4. Inflicts light casualties. 5. Destroys supplies and equipment.

**TASK:** Disrupt a Net Control Station (NCS) (5-OPFOR-0019)

**CONDITION:** The enemy has established a NCS. The opposing forces (OPFOR) element has radio and jamming equipment.

**STANDARD:** The OPFOR element attempts to disrupt an NCS. 1. Attempts to locate the radio frequency that the unit is operating on. 2. Attempts to enter the radio net. 3. Attempts to issue "bogus" orders to a unit on the net. 4. Jams the radio frequency and forces the unit to go to an alternate frequency.

**TASK:** Disrupt Construction of Vehicle Fighting Positions (5-OPFOR-0020)

**CONDITION:** The opposing forces (OPFOR) element has located the enemy. The priority intelligence requirements (PIR) and other intelligence obtained by OPFOR patrols indicate the enemy is constructing vehicle fighting positions within its defensive area. The OPFOR element has automatic and antiarmor weapons and light mortars.

**STANDARD:** The OPFOR element attempts to disrupt the enemy's efforts to establish vehicle fighting positions. 1. Locates the defensive area. 2. Surprises the main body. 3. Penetrates the defensive area with squad-size probes. 4. Inflicts casualties on the unit. 5. Destroys vehicles. 6. Disrupts the unit's preparations (prevents or delays beyond the unit's allotted time).

**TASK:** Conduct an Aerial Reconnaissance (5-OPFOR-0010)

**CONDITION:** The opposing forces (OPFOR) headquarters (HQ) element requires intelligence on the locations and identification of enemy elements. An aircraft is dispatched to take photographs and make a visual inspection of the enemy rear area.

**STANDARD:** The OPFOR element gathers photograph intelligence of the enemy. 1. Photographs the assigned sectors. 2. Makes quick visual checks where the ceiling is low. 3. Locates enemy positions in the area, particularly support and storage bases, and command and control (C2) facilities. 4. Sustains no loss of aircraft. 5. Reports priority intelligence requirements (PIR) and other information requirements to the OPFOR HQ.

**TASK:** Disrupt an Engineer Reconnaissance (5-OPFOR-0022)

**CONDITION:** The enemy is conducting an engineer reconnaissance. The opposing forces (OPFOR) element is positioned along the enemy's route.

**STANDARD:** The OPFOR element disrupts an engineer reconnaissance. 1. Prevents the unit from meeting its specified time schedule. 2. Forces the unit to deviate from its specified route. 3. Prevents the unit from accomplishing its assigned engineer reconnaissance. 4. Surprises the unit conducting the reconnaissance.

**TASK:** Conduct an Attack (5-OPFOR-0008)

**CONDITION:** The enemy is conducting tactical operations. The opposing forces (OPFOR) element receives orders to attack the enemy, the area of occupation, or the main supply route (MSR) with smoke.

**STANDARD:** The OPFOR element disrupts the enemy's movement and smoke operations. 1. Determines the delivery method of the smoke attack. 2. Locates the target. 3. Delivers the smoke attack downwind. 4. Attacks the enemy with smoke, and surge attacks when the enemy responds to the smoke.

**TASK:** Disrupt Quartering Party Operations (5-OPFOR-0017)

**CONDITION:** The enemy is conducting quartering party operations. It has established an assembly area (AA) but has not moved in the main body.

**STANDARD:** The opposing forces (OPFOR) element attempts to disrupt quartering party operations and infiltrate the enemy's AA. 1. Locates the quartering party and the AA. 2. Surprises the main body. 3. Penetrates the AA with squad-size probes. 4. Inflicts personnel casualties and vehicle damage. 5. Disrupts the unit's preparations (prevents or delays beyond the unit's allotted time).

**TASK:** Disrupt Enemy Movement and Operations Using Tactical Nuclear Weapons (5-OPFOR-0016)

**CONDITION:** The opposing forces (OPFOR) element has located the enemy. Priority intelligence requirements (PIR) and other intelligence requirements have been obtained by OPFOR patrols. Tactical nuclear weapons are employed against key locations in the rear area.

**STANDARD:** The OPFOR element disrupts enemy movement and operations. 1. Disrupts or delays the movement of the enemy's equipment and supplies to the forward areas. 2. Destroys enemy equipment and supplies. 3. Inflicts a high rate of nuclear casualties among the enemy forces. 4. Denies the enemy the use of specified areas. 5. Contaminates the enemy's equipment and supplies.

**TASK:** Disrupt Assembly Area (AA) Activities (5-OPFOR-0013)

**CONDITION:** Intelligence reports indicate that platoon- and company-size enemy units are operating in the opposing forces (OPFOR) area of operations. Enemy units can defend from AAs with direct fire, antiarmor weapons, and indirect fire. The enemy has close air support (CAS) and nuclear, biological, and chemical (NBC) capabilities.

**STANDARD:** The OPFOR element locates and disrupts the enemy's AA activities. 1. Locates the element's AA. 2. Probes the AA with squad- or team-size elements. 3. Inflicts more than 5 percent casualties on the element. 4. Disrupts the element's preparations (prevents or delays beyond the element's allotted time).

**TASK:** Disrupt Enemy Movement and Operations Using Persistent and Nonpersistent Chemical Weapons (5-OPFOR-0015)

**CONDITION:** The opposing forces (OPFOR) element has located the enemy. Priority intelligence requirements (PIR) and other intelligence requirements have been obtained by OPFOR patrols. The OPFOR units deliver chemical agents, by means of conventional artillery weapons or aircraft, along selected supply routes and key bases in the rear area.

**STANDARD:** The OPFOR element disrupts enemy movement and operations using persistent and nonpersistent chemical weapons. 1. Delivers chemical agents in low and densely wooded areas. 2. Delays the movement of enemy supplies and equipment to the forward areas. 3. Restricts the movement of the enemy units in the rear area. 4. Channels the movement of enemy units into predesignated ambush areas. 5. Contaminates enemy supplies and equipment. 6. Inflicts a high rate of casualties on enemy forces.

**TASK:** Counter Passage of Lines (5-OPFOR-0012)

**CONDITION:** Enemy forces are in defensive positions, but they are expected to attempt passage-of-lines operations. The opposing forces (OPFOR) received orders to disrupt enemy passage-of-lines operations.

**STANDARD:** The OPFOR element delays or prevents enemy passage of lines. 1. Delays the passage. 2. Prevents the company from moving all personnel through the stationary unit. 3. Engages the main body of either the moving or the stationary unit.

**TASK:** Conduct Air Attacks (5-OPFOR-0002)



**CONDITION:** The opposing forces (OPFOR) element in the rear area has forwarded the positions of the enemy support sites or the locations of moving elements. The OPFOR aircraft have been dispatched to attack enemy installations or convoys.

**STANDARD:** The OPFOR element attempts to delay, disrupt, or damage the enemy targets by air. 1. Locates the target (support sites or convoys). 2. Makes attack runs on the designated targets. 3. Inflicts heavy damage to the selected target. 4. Sustains no loss of aircraft. 5. Delays moving the force for more than one hour.

**TASK:** Surrender to the Capturing Unit on the Battlefield (5-OPFOR-0024)

**CONDITION:** The enemy has captured the opposing forces (OPFOR) element's soldiers, documents, and equipment sensitive to the OPFOR tactical operations.

**STANDARD:** The OPFOR soldiers retain or destroy documents and equipment. The OPFOR element surrenders documents and equipment of no tactical use to the enemy and attempts to conceal or destroy items of tactical value. The OPFOR element attempts escape and evasion. 1. Prevents the successful capture of documents and equipment. 2. Destroys documents and equipment. 3. Removes identifying markings from equipment. 4. Removes unit-identifying insignia. 5. Provides misleading information. 6. Plans an escape. 7. Delays movement to the nearest collection point. 8. Prevents safeguarding of enemy prisoners of war (EPWs) in order to cause embarrassment to the United States (US).

**TASK:** Conduct a Raid (5-OPFOR-0004)

**CONDITION:** The opposing forces (OPFOR) element has occupied an objective rally point and has orders to conduct a raid on a combat service support (CSS) base.

**STANDARD:** The OPFOR element infiltrates the enemy's base and destroys all of the targets. 1. Surprises the enemy forces. 2. Assaults the support base and accomplishes the assigned tasks. 3. Destroys the specified equipment and supplies. 4. Avoids being decisively engaged. 5. Withdraws all personnel from the objective areas within the time prescribed. 6. Obtains all priority intelligence requirements (PIR) from the raid site. 7. Sustains only light casualties from enemy fire.

**TASK:** Attack (5-OPFOR-0001)

**CONDITION:** The opposing forces (OPFOR) element has located the enemy. The priority intelligence requirements (PIR) and other intelligence requirements have been obtained by OPFOR patrols. The OPFOR element has automatic and antiarmor weapons and light mortars.

**STANDARD:** The OPFOR element attempts to seize the terrain, vehicles, or equipment. 1. Develops an attack plan. 2. Surprises the enemy unit's main body. 3. Initiates the attack using a scheme of maneuver that exploits the enemy's flanks, gaps, and weaknesses. 4. Uses covered and concealed routes to approach the enemy forces' flanks, gaps, or weakly held areas. 5. Employs indirect fire to support the attack. 6. Penetrates enemy defenses. 7. Destroys equipment and supplies. 8. Inflicts heavy casualties. 9. Isolates the combat service support (CSS) base by blocking reinforcements. 10. Forces enemy units to displace. 11. Avoids being fixed in one position. 12. Withdraws before the CSS base is reinforced with tactical combat forces.

**TASK:** Conduct Sniper Operations (5-OPFOR-0006)

**CONDITION:** The opposing forces (OPFOR) element has assigned snipers (regular or irregular elements) in the enemy's rear area along the main supply route (MSR) and near support sites.

**STANDARD:** The OPFOR element kills or wounds targets. 1. Sets up a well-concealed location. 2. Engages vehicle drivers or personnel on foot with short bursts of semiautomatic fire. 3. Kills or wounds selected targets. 4. Prevents the position from being discovered by enemy forces. 5. Evacuates the area without being spotted. 6. Reports all specified priority intelligence requirements (PIR) and other intelligence requirements to the OPFOR headquarters (HQ).

**TASK:** Defend a Minefield (5-OPFOR-0023)

**CONDITION:** The enemy is conducting a minefield sweeping operation. The opposing forces (OPFOR) element has a minefield placed in the enemy's path. The minefield is under constant observation and fire.

**STANDARD:** The OPFOR element defends a minefield against an enemy element conducting a minefield sweeping operation. 1. Prevents the unit from detecting the obstacle. 2. Disrupts the minefield sweeping operation. 3. Prevents the unit from conducting the minefield sweeping operation, prevents the unit from moving all personnel through the breach or delays the completion of the minefield sweeping operation for more than 45 minutes.

**TASK:** Maintain Contact (5-OPFOR-0003)

**CONDITION:** The opposing forces (OPFOR) element is engaged with enemy base defense forces. The enemy forces are withdrawing under pressure.

**STANDARD:** The OPFOR element maintains enemy contact while the enemy withdraws. 1. Engages the enemy forces decisively. 2. Advances the OPFOR as the enemy forces withdraw. 3. Inflicts heavy casualties. 4. Captures the members of the enemy force. 5. Captures documents and equipment. 6. Safeguards captured documents, equipment, and personnel.

**TASK:** Conduct an Ambush (5-OPFOR-0007)

**CONDITION:** The enemy is moving in a convoy. The opposing forces (OPFOR) element is positioned along the enemy's route.

**STANDARD:** The OPFOR element inflicts casualties on the enemy and causes vehicle and equipment damage. 1. Prepares an ambush site before the element arrives. 2. Surprises march element forces. 3. Inflicts heavy casualties within the designated kill zone. 4. Inflicts heavy damage to vehicles and equipment within the designated kill zone. 5. Delays the march element from reaching a specified destination for a specified period of time. 6. Withdraws on order. 7. Sustains no casualties. 8. Reports actions to superiors.

**ELEMENTS:** Team Headquarters  
Heavy Diving Section

**TASK:** Cross a Radiologically Contaminated Area (03-3-C208.05-T01A)  
(FM 3-3) (FM 3-100) (FM 3-11)  
(FM 3-4)

**ITERATION:** 1M 2M 3M 4M 5M (Circle)

**COMMANDER/LEADER ASSESSMENT:** T P U (Circle)

**CONDITIONS:** The unit receives orders to cross a radiologically contaminated area. The approximate boundaries of the area are known or marked. This task is always performed in MOPP4.

**TASK STANDARDS:** The unit crosses the contaminated area by the shortest, fastest route available without incurring radiation casualties or spreading contamination. The time required to perform this task is increased when conducting it in mission-oriented protection posture (MOPP) 4.

TASK STEPS AND PERFORMANCE MEASURES	GO	NO-GO
<p>* 1. Unit leaders prepare for the crossing.</p> <ul style="list-style-type: none"> <li>a. Directed individuals who may have been exposed to radioactive dust particles to cover their noses and mouths with handkerchiefs or clean rags, roll their sleeves down, and wear gloves.</li> <li>b. Received operational exposure guidance (OEG) from the commander (turn back dose rate).</li> <li>c. Ensured that radiation, detection, indication, and computation (RADIAC) equipment operators checked the instruments.</li> </ul> <p>2. The unit prepares for the crossing.</p> <ul style="list-style-type: none"> <li>a. Identified extra shielding requirements (for example, used sandbags on the vehicle floor).</li> <li>b. Placed externally stored equipment inside the vehicle or covered it with available material.</li> <li>c. Started continuous monitoring.</li> </ul> <p>3. The unit crosses the area.</p> <ul style="list-style-type: none"> <li>a. Avoided stirring up dust.</li> <li>b. Kept out of the dust cloud by increasing the intervals and distances between vehicles.</li> <li>c. Conducted movement as rapidly as possible (tracked vehicles should have been buttoned up).</li> </ul> <p>4. The unit performs immediate decontamination of personnel and equipment.</p> <ul style="list-style-type: none"> <li>a. Checked for casualties.</li> <li>b. Reported casualties (if applicable).</li> <li>c. Conducted necessary decontamination.</li> <li>d. Evacuated casualties.</li> <li>e. Continued the mission.</li> </ul>		

TASK PERFORMANCE / EVALUATION SUMMARY BLOCK							
ITERATION	1M	2M	3M	4M	5M		TOTAL
TOTAL TASK STEPS EVALUATED							
TOTAL TASK STEPS "GO"							
TRAINING STATUS "GO"/"NO-GO"							

"\*" indicates a leader task step.

**SUPPORTING INDIVIDUAL TASKS**

Task Number	Task Title	References
031-503-3006	Supervise Radiation Monitoring	STP 21-24-SMCT
031-503-4003	Control Unit Radiation Exposure	STP 21-24-SMCT

**SUPPORTING COLLECTIVE TASKS: NONE**

**OPFOR TASKS AND STANDARDS**

**TASK:** Disrupt Movement (5-OPFOR-0014)

**CONDITION:** The enemy is expected to move through the opposing forces (OPFOR) element's area of operations. The OPFOR element has received an operation order (OPORD) or fragmentary order (FRAGO) to disrupt enemy movement. The enemy has the capability to defend with direct fire and antiarmor weapons.

**STANDARD:** The OPFOR element delays enemy movement. 1. Delays the element. 2. Forces the element to deviate from its route. 3. Prevents the element from reaching its destination. 4. Surprises the element's main body.

**TASK:** Disrupt Defensive Preparations (5-OPFOR-0018)

**CONDITION:** The opposing forces (OPFOR) element has located the enemy. Priority intelligence requirements (PIR) and other intelligence requirements obtained by OPFOR patrols indicate that the enemy elements are establishing defensive positions. The OPFOR element has automatic and antiarmor weapons and light mortars.

**STANDARD:** The OPFOR element disrupts and delays the enemy's defensive preparations. 1. Locates and penetrates the enemy's security system. 2. Forces the enemy to delay defensive preparations. 3. Disrupts the enemy's obstacle preparations.

**TASK:** Defeat Obstacles (5-OPFOR-0009)

**CONDITION:** The opposing forces (OPFOR) element encounters an obstacle that blocks the avenue of approach as it advances upon the enemy forces.

**STANDARD:** The OPFOR element bypasses or breaches the enemy obstacle. 1. Detects the obstacle before halting its main body. 2. Defeats the obstacle. a. Bypasses the obstacle without entering the engagement areas. b. Breaches the obstacle within 45 minutes and passes its entire force through the obstacle. 3. Does not incur degradation to the point that the mission must be discontinued.

**TASK:** Disrupt a Route Reconnaissance (5-OPFOR-0021)

**CONDITION:** The enemy is conducting a route reconnaissance. The opposing forces (OPFOR) element is positioned along the enemy's route.

**STANDARD:** The OPFOR element attempts to disrupt a squad/section conducting a route reconnaissance. 1. Prevents the unit from meeting its specified time schedule. 2. Forces the unit to deviate from its specified route. 3. Prevents the unit from reaching its assigned destination. 4. Surprises the squad/section. 5. Inflicts casualties on the unit.

**TASK:** Conduct Terrorist and Saboteur Attacks (5-OPFOR-0005)

**CONDITION:** The opposing forces (OPFOR) element dispatches small teams into the enemy's rear area to disrupt combat service support (CSS) operations.

**STANDARD:** The enemy sustains disrupted command and control (C2), destroyed equipment and supplies, and light casualties. 1. Locates rear support bases and C2 facilities. 2. Delays and disrupts CSS operations through probes. 3. Infiltrates CSS bases to conduct sabotage and terrorist activities. 4. Inflicts light casualties. 5. Destroys supplies and equipment.

**TASK:** Disrupt a Net Control Station (NCS) (5-OPFOR-0019)

**CONDITION:** The enemy has established a NCS. The opposing forces (OPFOR) element has radio and jamming equipment.

**STANDARD:** The OPFOR element attempts to disrupt an NCS. 1. Attempts to locate the radio frequency that the unit is operating on. 2. Attempts to enter the radio net. 3. Attempts to issue "bogus" orders to a unit on the net. 4. Jams the radio frequency and forces the unit to go to an alternate frequency.

**TASK:** Disrupt Construction of Vehicle Fighting Positions (5-OPFOR-0020)

**CONDITION:** The opposing forces (OPFOR) element has located the enemy. The priority intelligence requirements (PIR) and other intelligence obtained by OPFOR patrols indicate the enemy is constructing vehicle fighting positions within its defensive area. The OPFOR element has automatic and antiarmor weapons and light mortars.

**STANDARD:** The OPFOR element attempts to disrupt the enemy's efforts to establish vehicle fighting positions. 1. Locates the defensive area. 2. Surprises the main body. 3. Penetrates the defensive area with squad-size probes. 4. Inflicts casualties on the unit. 5. Destroys vehicles. 6. Disrupts the unit's preparations (prevents or delays beyond the unit's allotted time).

**TASK:** Conduct an Aerial Reconnaissance (5-OPFOR-0010)

**CONDITION:** The opposing forces (OPFOR) headquarters (HQ) element requires intelligence on the locations and identification of enemy elements. An aircraft is dispatched to take photographs and make a visual inspection of the enemy rear area.

**STANDARD:** The OPFOR element gathers photograph intelligence of the enemy. 1. Photographs the assigned sectors. 2. Makes quick visual checks where the ceiling is low. 3. Locates enemy positions in the area, particularly support and storage bases, and command and control (C2) facilities. 4. Sustains no loss of aircraft. 5. Reports priority intelligence requirements (PIR) and other information requirements to the OPFOR HQ.

**TASK:** Disrupt an Engineer Reconnaissance (5-OPFOR-0022)

**CONDITION:** The enemy is conducting an engineer reconnaissance. The opposing forces (OPFOR) element is positioned along the enemy's route.

**STANDARD:** The OPFOR element disrupts an engineer reconnaissance. 1. Prevents the unit from meeting its specified time schedule. 2. Forces the unit to deviate from its specified route. 3. Prevents the unit from accomplishing its assigned engineer reconnaissance. 4. Surprises the unit conducting the reconnaissance.

**TASK:** Conduct an Attack (5-OPFOR-0008)

**CONDITION:** The enemy is conducting tactical operations. The opposing forces (OPFOR) element receives orders to attack the enemy, the area of occupation, or the main supply route (MSR) with smoke.

**STANDARD:** The OPFOR element disrupts the enemy's movement and smoke operations. 1. Determines the delivery method of the smoke attack. 2. Locates the target. 3. Delivers the smoke attack downwind. 4. Attacks the enemy with smoke, and surge attacks when the enemy responds to the smoke.

**TASK:** Disrupt Quartering Party Operations (5-OPFOR-0017)

**CONDITION:** The enemy is conducting quartering party operations. It has established an assembly area (AA) but has not moved in the main body.

**STANDARD:** The opposing forces (OPFOR) element attempts to disrupt quartering party operations and infiltrate the enemy's AA. 1. Locates the quartering party and the AA. 2. Surprises the main body. 3. Penetrates the AA with squad-size probes. 4. Inflicts personnel casualties and vehicle damage. 5. Disrupts the unit's preparations (prevents or delays beyond the unit's allotted time).

**TASK:** Disrupt Enemy Movement and Operations Using Tactical Nuclear Weapons (5-OPFOR-0016)

**CONDITION:** The opposing forces (OPFOR) element has located the enemy. Priority intelligence requirements (PIR) and other intelligence requirements have been obtained by OPFOR patrols. Tactical nuclear weapons are employed against key locations in the rear area.

**STANDARD:** The OPFOR element disrupts enemy movement and operations. 1. Disrupts or delays the movement of the enemy's equipment and supplies to the forward areas. 2. Destroys enemy equipment and supplies. 3. Inflicts a high rate of nuclear casualties among the enemy forces. 4. Denies the enemy the use of specified areas. 5. Contaminates the enemy's equipment and supplies.

**TASK:** Disrupt Assembly Area (AA) Activities (5-OPFOR-0013)

**CONDITION:** Intelligence reports indicate that platoon- and company-size enemy units are operating in the opposing forces (OPFOR) area of operations. Enemy units can defend from AAs with direct fire, antiarmor weapons, and indirect fire. The enemy has close air support (CAS) and nuclear, biological, and chemical (NBC) capabilities.

**STANDARD:** The OPFOR element locates and disrupts the enemy's AA activities. 1. Locates the element's AA. 2. Probes the AA with squad- or team-size elements. 3. Inflicts more than 5 percent casualties on the element. 4. Disrupts the element's preparations (prevents or delays beyond the element's allotted time).

**TASK:** Disrupt Enemy Movement and Operations Using Persistent and Nonpersistent Chemical Weapons (5-OPFOR-0015)

**CONDITION:** The opposing forces (OPFOR) element has located the enemy. Priority intelligence requirements (PIR) and other intelligence requirements have been obtained by OPFOR patrols. The OPFOR units deliver chemical agents, by means of conventional artillery weapons or aircraft, along selected supply routes and key bases in the rear area.

**STANDARD:** The OPFOR element disrupts enemy movement and operations using persistent and nonpersistent chemical weapons. 1. Delivers chemical agents in low and densely wooded areas. 2. Delays the movement of enemy supplies and equipment to the forward areas. 3. Restricts the movement of the enemy units in the rear area. 4. Channels the movement of enemy units into predesignated ambush areas. 5. Contaminates enemy supplies and equipment. 6. Inflicts a high rate of casualties on enemy forces.

**TASK:** Counter Passage of Lines (5-OPFOR-0012)

**CONDITION:** Enemy forces are in defensive positions, but they are expected to attempt passage-of-lines operations. The opposing forces (OPFOR) received orders to disrupt enemy passage-of-lines operations.

**STANDARD:** The OPFOR element delays or prevents enemy passage of lines. 1. Delays the passage. 2. Prevents the company from moving all personnel through the stationary unit. 3. Engages the main body of either the moving or the stationary unit.

**TASK:** Conduct Air Attacks (5-OPFOR-0002)

**CONDITION:** The opposing forces (OPFOR) element in the rear area has forwarded the positions of the enemy support sites or the locations of moving elements. The OPFOR aircraft have been dispatched to attack enemy installations or convoys.

**STANDARD:** The OPFOR element attempts to delay, disrupt, or damage the enemy targets by air. 1. Locates the target (support sites or convoys). 2. Makes attack runs on the designated targets. 3. Inflicts heavy damage to the selected target. 4. Sustains no loss of aircraft. 5. Delays moving the force for more than one hour.

**TASK:** Surrender to the Capturing Unit on the Battlefield (5-OPFOR-0024)

**CONDITION:** The enemy has captured the opposing forces (OPFOR) element's soldiers, documents, and equipment sensitive to the OPFOR tactical operations.

**STANDARD:** The OPFOR soldiers retain or destroy documents and equipment. The OPFOR element surrenders documents and equipment of no tactical use to the enemy and attempts to conceal or destroy items of tactical value. The OPFOR element attempts escape and evasion. 1. Prevents the successful capture of documents and equipment. 2. Destroys documents and equipment. 3. Removes identifying markings from equipment. 4. Removes unit-identifying insignia. 5. Provides misleading information. 6. Plans an escape. 7. Delays movement to the nearest collection point. 8. Prevents safeguarding of enemy prisoners of war (EPWs) in order to cause embarrassment to the United States (US).

**TASK:** Conduct a Raid (5-OPFOR-0004)

**CONDITION:** The opposing forces (OPFOR) element has occupied an objective rally point and has orders to conduct a raid on a combat service support (CSS) base.

**STANDARD:** The OPFOR element infiltrates the enemy's base and destroys all of the targets. 1. Surprises the enemy forces. 2. Assaults the support base and accomplishes the assigned tasks. 3. Destroys the specified equipment and supplies. 4. Avoids being decisively engaged. 5. Withdraws all personnel from the objective areas within the time prescribed. 6. Obtains all priority intelligence requirements (PIR) from the raid site. 7. Sustains only light casualties from enemy fire.

**TASK:** Attack (5-OPFOR-0001)

**CONDITION:** The opposing forces (OPFOR) element has located the enemy. The priority intelligence requirements (PIR) and other intelligence requirements have been obtained by OPFOR patrols. The OPFOR element has automatic and antiarmor weapons and light mortars.

**STANDARD:** The OPFOR element attempts to seize the terrain, vehicles, or equipment. 1. Develops an attack plan. 2. Surprises the enemy unit's main body. 3. Initiates the attack using a scheme of maneuver that exploits the enemy's flanks, gaps, and weaknesses. 4. Uses covered and concealed routes to approach the enemy forces' flanks, gaps, or weakly held areas. 5. Employs indirect fire to support the attack. 6. Penetrates enemy defenses. 7. Destroys equipment and supplies. 8. Inflicts heavy casualties. 9. Isolates the combat service support (CSS) base by blocking reinforcements. 10. Forces enemy units to displace. 11. Avoids being fixed in one position. 12. Withdraws before the CSS base is reinforced with tactical combat forces.

**TASK:** Conduct Sniper Operations (5-OPFOR-0006)

**CONDITION:** The opposing forces (OPFOR) element has assigned snipers (regular or irregular elements) in the enemy's rear area along the main supply route (MSR) and near support sites.

**STANDARD:** The OPFOR element kills or wounds targets. 1. Sets up a well-concealed location. 2. Engages vehicle drivers or personnel on foot with short bursts of semiautomatic fire. 3. Kills or wounds selected targets. 4. Prevents the position from being discovered by enemy forces. 5. Evacuates the area without being spotted. 6. Reports all specified priority intelligence requirements (PIR) and other intelligence requirements to the OPFOR headquarters (HQ).

**TASK:** Defend a Minefield (5-OPFOR-0023)

**CONDITION:** The enemy is conducting a minefield sweeping operation. The opposing forces (OPFOR) element has a minefield placed in the enemy's path. The minefield is under constant observation and fire.

**STANDARD:** The OPFOR element defends a minefield against an enemy element conducting a minefield sweeping operation. 1. Prevents the unit from detecting the obstacle. 2. Disrupts the minefield sweeping operation. 3. Prevents the unit from conducting the minefield sweeping operation, prevents the unit from moving all personnel through the breach or delays the completion of the minefield sweeping operation for more than 45 minutes.

**TASK:** Maintain Contact (5-OPFOR-0003)

**CONDITION:** The opposing forces (OPFOR) element is engaged with enemy base defense forces. The enemy forces are withdrawing under pressure.

**STANDARD:** The OPFOR element maintains enemy contact while the enemy withdraws. 1. Engages the enemy forces decisively. 2. Advances the OPFOR as the enemy forces withdraw. 3. Inflicts heavy casualties. 4. Captures the members of the enemy force. 5. Captures documents and equipment. 6. Safeguards captured documents, equipment, and personnel.

**TASK:** Conduct an Ambush (5-OPFOR-0007)

**CONDITION:** The enemy is moving in a convoy. The opposing forces (OPFOR) element is positioned along the enemy's route.



**STANDARD:** The OPFOR element inflicts casualties on the enemy and causes vehicle and equipment damage. 1. Prepares an ambush site before the element arrives. 2. Surprises march element forces. 3. Inflicts heavy casualties within the designated kill zone. 4. Inflicts heavy damage to vehicles and equipment within the designated kill zone. 5. Delays the march element from reaching a specified destination for a specified period of time. 6. Withdraws on order. 7. Sustains no casualties. 8. Reports actions to superiors.

**ELEMENTS:** Team Headquarters  
Heavy Diving Section

**TASK:** React to Smoke Operations (03-3-C209.05-T01A)  
(FM 3-50)

**ITERATION:** 1 2 3 4 5 M (Circle)

**COMMANDER/LEADER ASSESSMENT:** T P U (Circle)

**CONDITIONS:** The unit encounters friendly or enemy smoke while conducting operations. Some iterations of this task should be performed in MOPP4.

**TASK STANDARDS:** The unit exploits the threat smoke or employs friendly smoke to conceal its own activities and continues the mission. The time required to prepare is increased when conducting this task in mission-oriented protection posture (MOPP) 4.

TASK STEPS AND PERFORMANCE MEASURES	GO	NO-GO
<ol style="list-style-type: none"> <li>1. The unit does not allow smoke to impede the performance of the mission.                             <ol style="list-style-type: none"> <li>a. Performed its mission in the presence of smoke.</li> <li>b. Used threat smoke to conceal its own movements.</li> <li>c. Moved to alternate positions to reduce the effects of the threat's use of smoke.</li> <li>d. Considered using countersmoke to conceal their own activities.</li> </ol> </li> <li>2. The unit employs organic smoke-grenade launchers, smoke pots, and smoke hand grenades.                             <ol style="list-style-type: none"> <li>a. Coordinated smoke operations with the unit commander or the supported unit.</li> <li>b. Determined the wind direction and speed.</li> <li>c. Determined where to release the smoke and where it would travel.</li> <li>d. Determined the duration of the smoke operations.</li> <li>e. Determined the effects of weather conditions on its smoke plan.</li> <li>f. Ensured that the smoke covered an area larger than the unit's position.</li> <li>g. Requested smoke support from other units (if organic systems would not accomplish the task).</li> </ol> </li> <li>3. The unit uses target acquisition and guidance systems.                             <ol style="list-style-type: none"> <li>a. Determined what available target acquisition and guidance systems were effective in the smoke.</li> <li>b. Requested and used target acquisition and guidance systems that were effective in the smoke.</li> </ol> </li> <li>* 4. The noncommissioned officer in charge (NCOIC) requests a resupply of smoke munitions when required.                             <ol style="list-style-type: none"> <li>a. Requested smoke grenades and smoke pots.</li> <li>b. Distributed smoke grenades and smoke pots.</li> </ol> </li> </ol>		

TASK PERFORMANCE / EVALUATION SUMMARY BLOCK							
ITERATION	1	2	3	4	5	M	TOTAL
TOTAL TASK STEPS EVALUATED							
TOTAL TASK STEPS "GO"							
TRAINING STATUS "GO"/"NO-GO"							

"\*" indicates a leader task step.

**SUPPORTING INDIVIDUAL TASKS: NONE**

**SUPPORTING COLLECTIVE TASKS: NONE**

#### **OPFOR TASKS AND STANDARDS**

**TASK:** Disrupt Assembly Area (AA) Activities (5-OPFOR-0013)

**CONDITION:** Intelligence reports indicate that platoon- and company-size enemy units are operating in the opposing forces (OPFOR) area of operations. Enemy units can defend from AAs with direct fire, antiarmor weapons, and indirect fire. The enemy has close air support (CAS) and nuclear, biological, and chemical (NBC) capabilities.

**STANDARD:** The OPFOR element locates and disrupts the enemy's AA activities. 1. Locates the element's AA. 2. Probes the AA with squad- or team-size elements. 3. Inflicts more than 5 percent casualties on the element. 4. Disrupts the element's preparations (prevents or delays beyond the element's allotted time).

**TASK:** Disrupt Defensive Preparations (5-OPFOR-0018)

**CONDITION:** The opposing forces (OPFOR) element has located the enemy. Priority intelligence requirements (PIR) and other intelligence requirements obtained by OPFOR patrols indicate that the enemy elements are establishing defensive positions. The OPFOR element has automatic and antiarmor weapons and light mortars.

**STANDARD:** The OPFOR element disrupts and delays the enemy's defensive preparations. 1. Locates and penetrates the enemy's security system. 2. Forces the enemy to delay defensive preparations. 3. Disrupts the enemy's obstacle preparations.

**TASK:** Disrupt Movement (5-OPFOR-0014)

**CONDITION:** The enemy is expected to move through the opposing forces (OPFOR) element's area of operations. The OPFOR element has received an operation order (OPORD) or fragmentary order (FRAGO) to disrupt enemy movement. The enemy has the capability to defend with direct fire and antiarmor weapons.

**STANDARD:** The OPFOR element delays enemy movement. 1. Delays the element. 2. Forces the element to deviate from its route. 3. Prevents the element from reaching its destination. 4. Surprises the element's main body.

**TASK:** Counter Passage of Lines (5-OPFOR-0012)

**CONDITION:** Enemy forces are in defensive positions, but they are expected to attempt passage-of-lines operations. The opposing forces (OPFOR) received orders to disrupt enemy passage-of-lines operations.

**STANDARD:** The OPFOR element delays or prevents enemy passage of lines. 1. Delays the passage. 2. Prevents the company from moving all personnel through the stationary unit. 3. Engages the main body of either the moving or the stationary unit.

**TASK:** Defeat Obstacles (5-OPFOR-0009)

**CONDITION:** The opposing forces (OPFOR) element encounters an obstacle that blocks the avenue of approach as it advances upon the enemy forces.

**STANDARD:** The OPFOR element bypasses or breaches the enemy obstacle. 1. Detects the obstacle before halting its main body. 2. Defeats the obstacle. a. Bypasses the obstacle without entering the engagement areas. b. Breaches the obstacle within 45 minutes and passes its entire force through the obstacle. 3. Does not incur degradation to the point that the mission must be discontinued.

**TASK:** Disrupt a Route Reconnaissance (5-OPFOR-0021)

**CONDITION:** The enemy is conducting a route reconnaissance. The opposing forces (OPFOR) element is positioned along the enemy's route.

**STANDARD:** The OPFOR element attempts to disrupt a squad/section conducting a route reconnaissance. 1. Prevents the unit from meeting its specified time schedule. 2. Forces the unit to deviate from its specified route. 3. Prevents the unit from reaching its assigned destination. 4. Surprises the squad/section. 5. Inflicts casualties on the unit.

**TASK:** Conduct Terrorist and Saboteur Attacks (5-OPFOR-0005)

**CONDITION:** The opposing forces (OPFOR) element dispatches small teams into the enemy's rear area to disrupt combat service support (CSS) operations.

**STANDARD:** The enemy sustains disrupted command and control (C2), destroyed equipment and supplies, and light casualties. 1. Locates rear support bases and C2 facilities. 2. Delays and disrupts CSS operations through probes. 3. Infiltrates CSS bases to conduct sabotage and terrorist activities. 4. Inflicts light casualties. 5. Destroys supplies and equipment.

**TASK:** Disrupt a Net Control Station (NCS) (5-OPFOR-0019)

**CONDITION:** The enemy has established a NCS. The opposing forces (OPFOR) element has radio and jamming equipment.

**STANDARD:** The OPFOR element attempts to disrupt an NCS. 1. Attempts to locate the radio frequency that the unit is operating on. 2. Attempts to enter the radio net. 3. Attempts to issue "bogus" orders to a unit on the net. 4. Jams the radio frequency and forces the unit to go to an alternate frequency.

**TASK:** Disrupt Construction of Vehicle Fighting Positions (5-OPFOR-0020)

**CONDITION:** The opposing forces (OPFOR) element has located the enemy. The priority intelligence requirements (PIR) and other intelligence obtained by OPFOR patrols indicate the enemy is constructing vehicle fighting positions within its defensive area. The OPFOR element has automatic and antiarmor weapons and light mortars.

**STANDARD:** The OPFOR element attempts to disrupt the enemy's efforts to establish vehicle fighting positions. 1. Locates the defensive area. 2. Surprises the main body. 3. Penetrates the defensive area with squad-size probes. 4. Inflicts casualties on the unit. 5. Destroys vehicles. 6. Disrupts the unit's preparations (prevents or delays beyond the unit's allotted time).

**TASK:** Conduct an Aerial Reconnaissance (5-OPFOR-0010)

**CONDITION:** The opposing forces (OPFOR) headquarters (HQ) element requires intelligence on the locations and identification of enemy elements. An aircraft is dispatched to take photographs and make a visual inspection of the enemy rear area.

**STANDARD:** The OPFOR element gathers photograph intelligence of the enemy. 1. Photographs the assigned sectors. 2. Makes quick visual checks where the ceiling is low. 3. Locates enemy positions in the area, particularly support and storage bases, and command and control (C2) facilities. 4. Sustains no loss of aircraft. 5. Reports priority intelligence requirements (PIR) and other information requirements to the OPFOR HQ.

**TASK:** Disrupt an Engineer Reconnaissance (5-OPFOR-0022)

**CONDITION:** The enemy is conducting an engineer reconnaissance. The opposing forces (OPFOR) element is positioned along the enemy's route.

**STANDARD:** The OPFOR element disrupts an engineer reconnaissance. 1. Prevents the unit from meeting its specified time schedule. 2. Forces the unit to deviate from its specified route. 3. Prevents the unit from accomplishing its assigned engineer reconnaissance. 4. Surprises the unit conducting the reconnaissance.

**TASK:** Conduct an Attack (5-OPFOR-0008)

**CONDITION:** The enemy is conducting tactical operations. The opposing forces (OPFOR) element receives orders to attack the enemy, the area of occupation, or the main supply route (MSR) with smoke.

**STANDARD:** The OPFOR element disrupts the enemy's movement and smoke operations. 1. Determines the delivery method of the smoke attack. 2. Locates the target. 3. Delivers the smoke attack downwind. 4. Attacks the enemy with smoke, and surge attacks when the enemy responds to the smoke.

**TASK:** Disrupt Quartering Party Operations (5-OPFOR-0017)

**CONDITION:** The enemy is conducting quartering party operations. It has established an assembly area (AA) but has not moved in the main body.

**STANDARD:** The opposing forces (OPFOR) element attempts to disrupt quartering party operations and infiltrate the enemy's AA. 1. Locates the quartering party and the AA. 2. Surprises the main body. 3. Penetrates the AA with squad-size probes. 4. Inflicts personnel casualties and vehicle damage. 5. Disrupts the unit's preparations (prevents or delays beyond the unit's allotted time).

**TASK:** Disrupt Enemy Movement and Operations Using Tactical Nuclear Weapons (5-OPFOR-0016)

**CONDITION:** The opposing forces (OPFOR) element has located the enemy. Priority intelligence requirements (PIR) and other intelligence requirements have been obtained by OPFOR patrols. Tactical nuclear weapons are employed against key locations in the rear area.

**STANDARD:** The OPFOR element disrupts enemy movement and operations. 1. Disrupts or delays the movement of the enemy's equipment and supplies to the forward areas. 2. Destroys enemy equipment and supplies. 3. Inflicts a high rate of nuclear casualties among the enemy forces. 4. Denies the enemy the use of specified areas. 5. Contaminates the enemy's equipment and supplies.

**TASK:** Disrupt Enemy Movement and Operations Using Persistent and Nonpersistent Chemical Weapons (5-OPFOR-0015)

**CONDITION:** The opposing forces (OPFOR) element has located the enemy. Priority intelligence requirements (PIR) and other intelligence requirements have been obtained by OPFOR patrols. The OPFOR units deliver chemical agents, by means of conventional artillery weapons or aircraft, along selected supply routes and key bases in the rear area.

**STANDARD:** The OPFOR element disrupts enemy movement and operations using persistent and nonpersistent chemical weapons. 1. Delivers chemical agents in low and densely wooded areas. 2. Delays the movement of enemy supplies and equipment to the forward areas. 3. Restricts the movement of the enemy units in the rear area. 4. Channels the movement of enemy units into predesignated ambush areas. 5. Contaminates enemy supplies and equipment. 6. Inflicts a high rate of casualties on enemy forces.

**TASK:** Conduct Air Attacks (5-OPFOR-0002)

**CONDITION:** The opposing forces (OPFOR) element in the rear area has forwarded the positions of the enemy support sites or the locations of moving elements. The OPFOR aircraft have been dispatched to attack enemy installations or convoys.

**STANDARD:** The OPFOR element attempts to delay, disrupt, or damage the enemy targets by air. 1. Locates the target (support sites or convoys). 2. Makes attack runs on the designated targets. 3. Inflicts heavy damage to the selected target. 4. Sustains no loss of aircraft. 5. Delays moving the force for more than one hour.

**TASK:** Surrender to the Capturing Unit on the Battlefield (5-OPFOR-0024)

**CONDITION:** The enemy has captured the opposing forces (OPFOR) element's soldiers, documents, and equipment sensitive to the OPFOR tactical operations.

**STANDARD:** The OPFOR soldiers retain or destroy documents and equipment. The OPFOR element surrenders documents and equipment of no tactical use to the enemy and attempts to conceal or destroy items of tactical value. The OPFOR element attempts escape and evasion. 1. Prevents the successful capture of documents and equipment. 2. Destroys documents and equipment. 3. Removes identifying markings from equipment. 4. Removes unit-identifying insignia. 5. Provides misleading information. 6. Plans an escape. 7. Delays movement to the nearest collection point. 8. Prevents safeguarding of enemy prisoners of war (EPWs) in order to cause embarrassment to the United States (US).

**TASK:** Conduct a Raid (5-OPFOR-0004)

**CONDITION:** The opposing forces (OPFOR) element has occupied an objective rally point and has orders to conduct a raid on a combat service support (CSS) base.

**STANDARD:** The OPFOR element infiltrates the enemy's base and destroys all of the targets. 1. Surprises the enemy forces. 2. Assaults the support base and accomplishes the assigned tasks. 3. Destroys the specified equipment and supplies. 4. Avoids being decisively engaged. 5. Withdraws all personnel from the objective areas within the time prescribed. 6. Obtains all priority intelligence requirements (PIR) from the raid site. 7. Sustains only light casualties from enemy fire.

**TASK:** Attack (5-OPFOR-0001)

**CONDITION:** The opposing forces (OPFOR) element has located the enemy. The priority intelligence requirements (PIR) and other intelligence requirements have been obtained by OPFOR patrols. The OPFOR element has automatic and antiarmor weapons and light mortars.

**STANDARD:** The OPFOR element attempts to seize the terrain, vehicles, or equipment. 1. Develops an attack plan. 2. Surprises the enemy unit's main body. 3. Initiates the attack using a scheme of maneuver that exploits the enemy's flanks, gaps, and weaknesses. 4. Uses covered and concealed routes to approach the enemy forces' flanks, gaps, or weakly held areas. 5. Employs indirect fire to support the attack. 6. Penetrates enemy defenses. 7. Destroys equipment and supplies. 8. Inflicts heavy casualties. 9. Isolates the combat service support (CSS) base by blocking reinforcements. 10. Forces enemy units to displace. 11. Avoids being fixed in one position. 12. Withdraws before the CSS base is reinforced with tactical combat forces.

**TASK:** Conduct Sniper Operations (5-OPFOR-0006)

**CONDITION:** The opposing forces (OPFOR) element has assigned snipers (regular or irregular elements) in the enemy's rear area along the main supply route (MSR) and near support sites.

**STANDARD:** The OPFOR element kills or wounds targets. 1. Sets up a well-concealed location. 2. Engages vehicle drivers or personnel on foot with short bursts of semiautomatic fire. 3. Kills or wounds selected targets. 4. Prevents the position from being discovered by enemy forces. 5. Evacuates the area without being spotted. 6. Reports all specified priority intelligence requirements (PIR) and other intelligence requirements to the OPFOR headquarters (HQ).

**TASK:** Defend a Minefield (5-OPFOR-0023)

**CONDITION:** The enemy is conducting a minefield sweeping operation. The opposing forces (OPFOR) element has a minefield placed in the enemy's path. The minefield is under constant observation and fire.

**STANDARD:** The OPFOR element defends a minefield against an enemy element conducting a minefield sweeping operation. 1. Prevents the unit from detecting the obstacle. 2. Disrupts the minefield sweeping operation. 3. Prevents the unit from conducting the minefield sweeping operation, prevents the unit from moving all personnel through the breach or delays the completion of the minefield sweeping operation for more than 45 minutes.

**TASK:** Maintain Contact (5-OPFOR-0003)

**CONDITION:** The opposing forces (OPFOR) element is engaged with enemy base defense forces. The enemy forces are withdrawing under pressure.

**STANDARD:** The OPFOR element maintains enemy contact while the enemy withdraws. 1. Engages the enemy forces decisively. 2. Advances the OPFOR as the enemy forces withdraw. 3. Inflicts heavy casualties. 4. Captures the members of the enemy force. 5. Captures documents and equipment. 6. Safeguards captured documents, equipment, and personnel.

**TASK:** Conduct an Ambush (5-OPFOR-0007)

**CONDITION:** The enemy is moving in a convoy. The opposing forces (OPFOR) element is positioned along the enemy's route.

**STANDARD:** The OPFOR element inflicts casualties on the enemy and causes vehicle and equipment damage. 1. Prepares an ambush site before the element arrives. 2. Surprises march element forces. 3. Inflicts heavy casualties within the designated kill zone. 4. Inflicts heavy damage to vehicles and equipment within the designated kill zone. 5. Delays the march element from reaching a specified destination for a specified period of time. 6. Withdraws on order. 7. Sustains no casualties. 8. Reports actions to superiors.



**ELEMENTS:** Team Headquarters  
Heavy Diving Section

**TASK:** Respond to the Residual Effects of a Nuclear Attack (03-3-C222.05-T01A)  
(FM 3-4) (FM 3-100) (FM 3-11)  
(FM 3-3)

**ITERATION:** 1M 2M 3M 4M 5M (Circle)

**COMMANDER/LEADER ASSESSMENT:** T P U (Circle)

**CONDITIONS:** The unit is located within a predicted fallout area. The mission does not allow movement from the predicted fallout area. This task is always performed in MOPP4.

**TASK STANDARDS:** The unit takes actions to minimize exposure to residual radiation. The time required to perform this task is increased when conducting it in mission-oriented protection posture (MOPP) 4.

TASK STEPS AND PERFORMANCE MEASURES	GO	NO-GO
<ul style="list-style-type: none"> <li>* 1. element leaders prepare the unit for fallout.                             <ul style="list-style-type: none"> <li>a. Ensured that individuals covered their noses and mouths with handkerchiefs or clean rags, rolled their sleeves down, and wore gloves.</li> <li>b. Covered equipment; munitions; petroleum, oil, and lubricants (POL); and food and water containers or placed them inside shelters or vehicles.</li> <li>c. Used shelters, closed vehicles, or available shielding to protect personnel from fallout.</li> <li>d. Ensured that continuous monitoring was maintained using available nuclear, biological, and chemical (NBC) detection and identification equipment.</li> </ul> </li> <li>2. Designated personnel monitor fallout.                             <ul style="list-style-type: none"> <li>a. Maintained total-dose information using available total-dose instruments.</li> <li>b. Ensured that exposure was minimized while the commander determined if relocation to a clean area was necessary or possible.</li> <li>c. Calculated the optimum time of exit.</li> <li>d. Sent NBC 4 reports to higher headquarters (HQ) using secure means when possible.</li> </ul> </li> <li>* 3. The element leader develops a contingency plan.                             <ul style="list-style-type: none"> <li>a. Used guidance from higher HQ based on the mission and previous radiation exposure.</li> <li>b. Planned for rotation of individuals to minimize exposure.</li> </ul> </li> <li>* 4. The element leader submits reports in accordance with unit SOP</li> </ul>		

TASK PERFORMANCE / EVALUATION SUMMARY BLOCK							
ITERATION	1M	2M	3M	4M	5M		TOTAL
TOTAL TASK STEPS EVALUATED							
TOTAL TASK STEPS "GO"							
TRAINING STATUS "GO"/"NO-GO"							

"\*" indicates a leader task step.

**SUPPORTING INDIVIDUAL TASKS**

Task Number	Task Title	References
031-503-3006	Supervise Radiation Monitoring	STP 21-24-SMCT
031-503-4003	Control Unit Radiation Exposure	STP 21-24-SMCT

**SUPPORTING COLLECTIVE TASKS: NONE**

**OPFOR TASKS AND STANDARDS**

**TASK:** Disrupt Defensive Preparations (5-OPFOR-0018)

**CONDITION:** The opposing forces (OPFOR) element has located the enemy. Priority intelligence requirements (PIR) and other intelligence requirements obtained by OPFOR patrols indicate that the enemy elements are establishing defensive positions. The OPFOR element has automatic and antiarmor weapons and light mortars.

**STANDARD:** The OPFOR element disrupts and delays the enemy's defensive preparations. 1. Locates and penetrates the enemy's security system. 2. Forces the enemy to delay defensive preparations. 3. Disrupts the enemy's obstacle preparations.

**TASK:** Disrupt Movement (5-OPFOR-0014)

**CONDITION:** The enemy is expected to move through the opposing forces (OPFOR) element's area of operations. The OPFOR element has received an operation order (OPORD) or fragmentary order (FRAGO) to disrupt enemy movement. The enemy has the capability to defend with direct fire and antiarmor weapons.

**STANDARD:** The OPFOR element delays enemy movement. 1. Delays the element. 2. Forces the element to deviate from its route. 3. Prevents the element from reaching its destination. 4. Surprises the element's main body.

**TASK:** Disrupt Assembly Area (AA) Activities (5-OPFOR-0013)

**CONDITION:** Intelligence reports indicate that platoon- and company-size enemy units are operating in the opposing forces (OPFOR) area of operations. Enemy units can defend from AAs with direct fire, antiarmor weapons, and indirect fire. The enemy has close air support (CAS) and nuclear, biological, and chemical (NBC) capabilities.

**STANDARD:** The OPFOR element locates and disrupts the enemy's AA activities. 1. Locates the element's AA. 2. Probes the AA with squad- or team-size elements. 3. Inflicts more than 5 percent casualties on the element. 4. Disrupts the element's preparations (prevents or delays beyond the element's allotted time).

**TASK:** Defeat Obstacles (5-OPFOR-0009)

**CONDITION:** The opposing forces (OPFOR) element encounters an obstacle that blocks the avenue of approach as it advances upon the enemy forces.

**STANDARD:** The OPFOR element bypasses or breaches the enemy obstacle. 1. Detects the obstacle before halting its main body. 2. Defeats the obstacle. a. Bypasses the obstacle without entering the engagement areas. b. Breaches the obstacle within 45 minutes and passes its entire force through the obstacle. 3. Does not incur degradation to the point that the mission must be discontinued.

**TASK:** Disrupt a Route Reconnaissance (5-OPFOR-0021)

**CONDITION:** The enemy is conducting a route reconnaissance. The opposing forces (OPFOR) element is positioned along the enemy's route.

**STANDARD:** The OPFOR element attempts to disrupt a squad/section conducting a route reconnaissance. 1. Prevents the unit from meeting its specified time schedule. 2. Forces the unit to deviate from its specified route. 3. Prevents the unit from reaching its assigned destination. 4. Surprises the squad/section. 5. Inflicts casualties on the unit.

**TASK:** Conduct Terrorist and Saboteur Attacks (5-OPFOR-0005)

**CONDITION:** The opposing forces (OPFOR) element dispatches small teams into the enemy's rear area to disrupt combat service support (CSS) operations.

**STANDARD:** The enemy sustains disrupted command and control (C2), destroyed equipment and supplies, and light casualties. 1. Locates rear support bases and C2 facilities. 2. Delays and disrupts CSS operations through probes. 3. Infiltrates CSS bases to conduct sabotage and terrorist activities. 4. Inflicts light casualties. 5. Destroys supplies and equipment.

**TASK:** Disrupt a Net Control Station (NCS) (5-OPFOR-0019)

**CONDITION:** The enemy has established a NCS. The opposing forces (OPFOR) element has radio and jamming equipment.

**STANDARD:** The OPFOR element attempts to disrupt an NCS. 1. Attempts to locate the radio frequency that the unit is operating on. 2. Attempts to enter the radio net. 3. Attempts to issue "bogus" orders to a unit on the net. 4. Jams the radio frequency and forces the unit to go to an alternate frequency.

**TASK:** Disrupt Construction of Vehicle Fighting Positions (5-OPFOR-0020)

**CONDITION:** The opposing forces (OPFOR) element has located the enemy. The priority intelligence requirements (PIR) and other intelligence obtained by OPFOR patrols indicate the enemy is constructing vehicle fighting positions within its defensive area. The OPFOR element has automatic and antiarmor weapons and light mortars.

**STANDARD:** The OPFOR element attempts to disrupt the enemy's efforts to establish vehicle fighting positions. 1. Locates the defensive area. 2. Surprises the main body. 3. Penetrates the defensive area with squad-size probes. 4. Inflicts casualties on the unit. 5. Destroys vehicles. 6. Disrupts the unit's preparations (prevents or delays beyond the unit's allotted time).

**TASK:** Conduct an Aerial Reconnaissance (5-OPFOR-0010)

**CONDITION:** The opposing forces (OPFOR) headquarters (HQ) element requires intelligence on the locations and identification of enemy elements. An aircraft is dispatched to take photographs and make a visual inspection of the enemy rear area.

**STANDARD:** The OPFOR element gathers photograph intelligence of the enemy. 1. Photographs the assigned sectors. 2. Makes quick visual checks where the ceiling is low. 3. Locates enemy positions in the area, particularly support and storage bases, and command and control (C2) facilities. 4. Sustains no loss of aircraft. 5. Reports priority intelligence requirements (PIR) and other information requirements to the OPFOR HQ.

**TASK:** Disrupt an Engineer Reconnaissance (5-OPFOR-0022)

**CONDITION:** The enemy is conducting an engineer reconnaissance. The opposing forces (OPFOR) element is positioned along the enemy's route.

**STANDARD:** The OPFOR element disrupts an engineer reconnaissance. 1. Prevents the unit from meeting its specified time schedule. 2. Forces the unit to deviate from its specified route. 3. Prevents the unit from accomplishing its assigned engineer reconnaissance. 4. Surprises the unit conducting the reconnaissance.

**TASK:** Conduct an Attack (5-OPFOR-0008)

**CONDITION:** The enemy is conducting tactical operations. The opposing forces (OPFOR) element receives orders to attack the enemy, the area of occupation, or the main supply route (MSR) with smoke.

**STANDARD:** The OPFOR element disrupts the enemy's movement and smoke operations. 1. Determines the delivery method of the smoke attack. 2. Locates the target. 3. Delivers the smoke attack downwind. 4. Attacks the enemy with smoke, and surge attacks when the enemy responds to the smoke.

**TASK:** Disrupt Quartering Party Operations (5-OPFOR-0017)

**CONDITION:** The enemy is conducting quartering party operations. It has established an assembly area (AA) but has not moved in the main body.

**STANDARD:** The opposing forces (OPFOR) element attempts to disrupt quartering party operations and infiltrate the enemy's AA. 1. Locates the quartering party and the AA. 2. Surprises the main body. 3. Penetrates the AA with squad-size probes. 4. Inflicts personnel casualties and vehicle damage. 5. Disrupts the unit's preparations (prevents or delays beyond the unit's allotted time).

**TASK:** Disrupt Enemy Movement and Operations Using Tactical Nuclear Weapons (5-OPFOR-0016)

**CONDITION:** The opposing forces (OPFOR) element has located the enemy. Priority intelligence requirements (PIR) and other intelligence requirements have been obtained by OPFOR patrols. Tactical nuclear weapons are employed against key locations in the rear area.

**STANDARD:** The OPFOR element disrupts enemy movement and operations. 1. Disrupts or delays the movement of the enemy's equipment and supplies to the forward areas. 2. Destroys enemy equipment and supplies. 3. Inflicts a high rate of nuclear casualties among the enemy forces. 4. Denies the enemy the use of specified areas. 5. Contaminates the enemy's equipment and supplies.

**TASK:** Disrupt Enemy Movement and Operations Using Persistent and Nonpersistent Chemical Weapons (5-OPFOR-0015)

**CONDITION:** The opposing forces (OPFOR) element has located the enemy. Priority intelligence requirements (PIR) and other intelligence requirements have been obtained by OPFOR patrols. The OPFOR units deliver chemical agents, by means of conventional artillery weapons or aircraft, along selected supply routes and key bases in the rear area.

**STANDARD:** The OPFOR element disrupts enemy movement and operations using persistent and nonpersistent chemical weapons. 1. Delivers chemical agents in low and densely wooded areas. 2. Delays the movement of enemy supplies and equipment to the forward areas. 3. Restricts the movement of the enemy units in the rear area. 4. Channels the movement of enemy units into predesignated ambush areas. 5. Contaminates enemy supplies and equipment. 6. Inflicts a high rate of casualties on enemy forces.

**TASK:** Counter Passage of Lines (5-OPFOR-0012)

**CONDITION:** Enemy forces are in defensive positions, but they are expected to attempt passage-of-lines operations. The opposing forces (OPFOR) received orders to disrupt enemy passage-of-lines operations.

**STANDARD:** The OPFOR element delays or prevents enemy passage of lines. 1. Delays the passage. 2. Prevents the company from moving all personnel through the stationary unit. 3. Engages the main body of either the moving or the stationary unit.

**TASK:** Surrender to the Capturing Unit on the Battlefield (5-OPFOR-0024)

**CONDITION:** The enemy has captured the opposing forces (OPFOR) element's soldiers, documents, and equipment sensitive to the OPFOR tactical operations.

**STANDARD:** The OPFOR soldiers retain or destroy documents and equipment. The OPFOR element surrenders documents and equipment of no tactical use to the enemy and attempts to conceal or destroy items of tactical value. The OPFOR element attempts escape and evasion. 1. Prevents the successful capture of documents and equipment. 2. Destroys documents and equipment. 3. Removes identifying markings from equipment. 4. Removes unit-identifying insignia. 5. Provides misleading information. 6. Plans an escape. 7. Delays movement to the nearest collection point. 8. Prevents safeguarding of enemy prisoners of war (EPWs) in order to cause embarrassment to the United States (US).

**TASK:** Conduct Air Attacks (5-OPFOR-0002)

**CONDITION:** The opposing forces (OPFOR) element in the rear area has forwarded the positions of the enemy support sites or the locations of moving elements. The OPFOR aircraft have been dispatched to attack enemy installations or convoys.

**STANDARD:** The OPFOR element attempts to delay, disrupt, or damage the enemy targets by air. 1. Locates the target (support sites or convoys). 2. Makes attack runs on the designated targets. 3. Inflicts heavy damage to the selected target. 4. Sustains no loss of aircraft. 5. Delays moving the force for more than one hour.

**TASK:** Conduct a Raid (5-OPFOR-0004)

**CONDITION:** The opposing forces (OPFOR) element has occupied an objective rally point and has orders to conduct a raid on a combat service support (CSS) base.

**STANDARD:** The OPFOR element infiltrates the enemy's base and destroys all of the targets. 1. Surprises the enemy forces. 2. Assaults the support base and accomplishes the assigned tasks. 3. Destroys the specified equipment and supplies. 4. Avoids being decisively engaged. 5. Withdraws all personnel from the objective areas within the time prescribed. 6. Obtains all priority intelligence requirements (PIR) from the raid site. 7. Sustains only light casualties from enemy fire.

**TASK:** Attack (5-OPFOR-0001)

**CONDITION:** The opposing forces (OPFOR) element has located the enemy. The priority intelligence requirements (PIR) and other intelligence requirements have been obtained by OPFOR patrols. The OPFOR element has automatic and antiarmor weapons and light mortars.

**STANDARD:** The OPFOR element attempts to seize the terrain, vehicles, or equipment. 1. Develops an attack plan. 2. Surprises the enemy unit's main body. 3. Initiates the attack using a scheme of maneuver that exploits the enemy's flanks, gaps, and weaknesses. 4. Uses covered and concealed routes to approach the enemy forces' flanks, gaps, or weakly held areas. 5. Employs indirect fire to support the attack. 6. Penetrates enemy defenses. 7. Destroys equipment and supplies. 8. Inflicts heavy casualties. 9. Isolates the combat service support (CSS) base by blocking reinforcements. 10. Forces enemy units to displace. 11. Avoids being fixed in one position. 12. Withdraws before the CSS base is reinforced with tactical combat forces.

**TASK:** Defend a Minefield (5-OPFOR-0023)

**CONDITION:** The enemy is conducting a minefield sweeping operation. The opposing forces (OPFOR) element has a minefield placed in the enemy's path. The minefield is under constant observation and fire.

**STANDARD:** The OPFOR element defends a minefield against an enemy element conducting a minefield sweeping operation. 1. Prevents the unit from detecting the obstacle. 2. Disrupts the minefield sweeping operation. 3. Prevents the unit from conducting the minefield sweeping operation, prevents the unit from moving all personnel through the breach or delays the completion of the minefield sweeping operation for more than 45 minutes.

**TASK:** Maintain Contact (5-OPFOR-0003)

**CONDITION:** The opposing forces (OPFOR) element is engaged with enemy base defense forces. The enemy forces are withdrawing under pressure.

**STANDARD:** The OPFOR element maintains enemy contact while the enemy withdraws. 1. Engages the enemy forces decisively. 2. Advances the OPFOR as the enemy forces withdraw. 3. Inflicts heavy casualties. 4. Captures the members of the enemy force. 5. Captures documents and equipment. 6. Safeguards captured documents, equipment, and personnel.

**TASK:** Conduct an Ambush (5-OPFOR-0007)

**CONDITION:** The enemy is moving in a convoy. The opposing forces (OPFOR) element is positioned along the enemy's route.

**STANDARD:** The OPFOR element inflicts casualties on the enemy and causes vehicle and equipment damage. 1. Prepares an ambush site before the element arrives. 2. Surprises march element forces. 3. Inflicts heavy casualties within the designated kill zone. 4. Inflicts heavy damage to vehicles and equipment within the designated kill zone. 5. Delays the march element from reaching a specified destination for a specified period of time. 6. Withdraws on order. 7. Sustains no casualties. 8. Reports actions to superiors.

**ELEMENTS:** Team Headquarters  
Heavy Diving Section

**TASK:** Respond to the Initial Effects of a Nuclear Attack (03-3-C223.05-T01A)  
(FM 3-4) (FM 3-100) (FM 3-11)  
(FM 3-3)

**ITERATION:** 1M 2M 3M 4M 5M (Circle)

**COMMANDER/LEADER ASSESSMENT:** T P U (Circle)

**CONDITIONS:** Soldiers observe a brilliant flash of light and/or a mushroom-shaped cloud. This task is always performed in MOPP4.

**TASK STANDARDS:** The unit takes action to minimize exposure to the initial effects of a nuclear detonation in its area and continues its mission. The time required to perform this task is increased when conducting it in mission-oriented protection posture (MOPP) 4.

TASK STEPS AND PERFORMANCE MEASURES	GO	NO-GO
<p>1. Soldiers take immediate protective actions in response to a nuclear attack.</p> <ul style="list-style-type: none"> <li>a. Without warning, soldiers--                             <ul style="list-style-type: none"> <li>(1) Closed their eyes immediately.</li> <li>(2) Dropped to the ground in a prone position, with their head toward the blast, if possible (if in the hatch of an armored vehicle, immediately dropped down inside the vehicle).</li> <li>(3) Kept their heads and their faces down and helmets on.</li> <li>(4) Remained in a prone position until the blast wave passed and all debris stopped falling.</li> </ul> </li> <li>b. With warning, soldiers--                             <ul style="list-style-type: none"> <li>(1) Identified the best available shelter, such as fighting positions or inside shelters.</li> <li>(2) Moved to the shelter.</li> <li>(3) Took actions to protect themselves from the blast and radiation.</li> <li>(4) Kept clothing loosely fitted and their headgear on at all times.</li> <li>(5) Protected their eyes and minimized exposed skin areas.</li> </ul> </li> </ul> <p>* 2. Leaders reorganize the unit.</p> <ul style="list-style-type: none"> <li>a. Reestablished the chain of command.</li> <li>b. Reestablished communications.</li> <li>c. Submitted a nuclear, biological, and chemical (NBC) 1 report to the higher headquarters (HQ).</li> <li>d. Treated casualties.</li> <li>e. Reported casualties.</li> <li>f. Evacuated casualties.</li> <li>g. Evaluated facilities for protection from residual radiation.</li> <li>h. Implemented continuous monitoring.</li> <li>i. Submitted a damage assessment to higher HQ.</li> <li>j. Initiated an area damage control plan as required.</li> <li>k. Extinguished all fires.</li> </ul> <p>* 3. Leaders ensure that weapon systems are operational.</p> <p>4. Soldiers right overturned vehicles.</p> <ul style="list-style-type: none"> <li>a. Checked for loss of coolant, fuel, and battery fluids.</li> </ul>		

TASK STEPS AND PERFORMANCE MEASURES	GO	NO-GO
b. Performed operator's maintenance to restore moderately damaged vehicles to combat use.  5. Soldiers improve cover, if applicable. a. Chose dense covering material. b. Covered in depth. c. Provided strong support. d. Covered as much of the opening as practical.		

TASK PERFORMANCE / EVALUATION SUMMARY BLOCK							
ITERATION	1M	2M	3M	4M	5M		TOTAL
TOTAL TASK STEPS EVALUATED							
TOTAL TASK STEPS "GO"							
TRAINING STATUS "GO"/"NO-GO"							

"\*\*" indicates a leader task step.

**SUPPORTING INDIVIDUAL TASKS**

Task Number	Task Title	References
031-503-1018	React to a Nuclear Hazard	STP 21-1-SMCT
031-503-3005	Submit an NBC 1 Report	STP 21-24-SMCT
031-503-3006	Supervise Radiation Monitoring	STP 21-24-SMCT
031-503-4003	Control Unit Radiation Exposure	STP 21-24-SMCT
081-831-1005	Prevent Shock	STP 21-1-SMCT
081-831-1007	Give First Aid for Burns	STP 21-1-SMCT
081-831-1016	Put on a Field or Pressure Dressing	STP 21-1-SMCT
081-831-1017	Put on a Tourniquet	STP 21-1-SMCT
081-831-1025	Apply a Dressing to an Open Abdominal Wound	STP 21-1-SMCT
081-831-1033	Apply a Dressing to an Open Head Wound	STP 21-1-SMCT
081-831-1034	Splint a Suspected Fracture	STP 21-1-SMCT

**SUPPORTING COLLECTIVE TASKS: NONE**

**OPFOR TASKS AND STANDARDS**

**TASK:** Disrupt Defensive Preparations (5-OPFOR-0018)

**CONDITION:** The opposing forces (OPFOR) element has located the enemy. Priority intelligence requirements (PIR) and other intelligence requirements obtained by OPFOR patrols indicate that the enemy elements are establishing defensive positions. The OPFOR element has automatic and antiarmor weapons and light mortars.

**STANDARD:** The OPFOR element disrupts and delays the enemy's defensive preparations. 1. Locates and penetrates the enemy's security system. 2. Forces the enemy to delay defensive preparations. 3. Disrupts the enemy's obstacle preparations.



**TASK:** Disrupt Movement (5-OPFOR-0014)

**CONDITION:** The enemy is expected to move through the opposing forces (OPFOR) element's area of operations. The OPFOR element has received an operation order (OPORD) or fragmentary order (FRAGO) to disrupt enemy movement. The enemy has the capability to defend with direct fire and antiarmor weapons.

**STANDARD:** The OPFOR element delays enemy movement. 1. Delays the element. 2. Forces the element to deviate from its route. 3. Prevents the element from reaching its destination. 4. Surprises the element's main body.

**TASK:** Defeat Obstacles (5-OPFOR-0009)

**CONDITION:** The opposing forces (OPFOR) element encounters an obstacle that blocks the avenue of approach as it advances upon the enemy forces.

**STANDARD:** The OPFOR element bypasses or breaches the enemy obstacle. 1. Detects the obstacle before halting its main body. 2. Defeats the obstacle. a. Bypasses the obstacle without entering the engagement areas. b. Breaches the obstacle within 45 minutes and passes its entire force through the obstacle. 3. Does not incur degradation to the point that the mission must be discontinued.

**TASK:** Disrupt a Route Reconnaissance (5-OPFOR-0021)

**CONDITION:** The enemy is conducting a route reconnaissance. The opposing forces (OPFOR) element is positioned along the enemy's route.

**STANDARD:** The OPFOR element attempts to disrupt a squad/section conducting a route reconnaissance. 1. Prevents the unit from meeting its specified time schedule. 2. Forces the unit to deviate from its specified route. 3. Prevents the unit from reaching its assigned destination. 4. Surprises the squad/section. 5. Inflicts casualties on the unit.

**TASK:** Conduct Terrorist and Saboteur Attacks (5-OPFOR-0005)

**CONDITION:** The opposing forces (OPFOR) element dispatches small teams into the enemy's rear area to disrupt combat service support (CSS) operations.

**STANDARD:** The enemy sustains disrupted command and control (C2), destroyed equipment and supplies, and light casualties. 1. Locates rear support bases and C2 facilities. 2. Delays and disrupts CSS operations through probes. 3. Infiltrates CSS bases to conduct sabotage and terrorist activities. 4. Inflicts light casualties. 5. Destroys supplies and equipment.

**TASK:** Disrupt a Net Control Station (NCS) (5-OPFOR-0019)

**CONDITION:** The enemy has established a NCS. The opposing forces (OPFOR) element has radio and jamming equipment.

**STANDARD:** The OPFOR element attempts to disrupt an NCS. 1. Attempts to locate the radio frequency that the unit is operating on. 2. Attempts to enter the radio net. 3. Attempts to issue "bogus" orders to a unit on the net. 4. Jams the radio frequency and forces the unit to go to an alternate frequency.

**TASK:** Disrupt Construction of Vehicle Fighting Positions (5-OPFOR-0020)

**CONDITION:** The opposing forces (OPFOR) element has located the enemy. The priority intelligence requirements (PIR) and other intelligence obtained by OPFOR patrols indicate the enemy is constructing vehicle fighting positions within its defensive area. The OPFOR element has automatic and antiarmor weapons and light mortars.

**STANDARD:** The OPFOR element attempts to disrupt the enemy's efforts to establish vehicle fighting positions. 1. Locates the defensive area. 2. Surprises the main body. 3. Penetrates the defensive area with squad-size probes. 4. Inflicts casualties on the unit. 5. Destroys vehicles. 6. Disrupts the unit's preparations (prevents or delays beyond the unit's allotted time).

**TASK:** Conduct an Aerial Reconnaissance (5-OPFOR-0010)

**CONDITION:** The opposing forces (OPFOR) headquarters (HQ) element requires intelligence on the locations and identification of enemy elements. An aircraft is dispatched to take photographs and make a visual inspection of the enemy rear area.

**STANDARD:** The OPFOR element gathers photograph intelligence of the enemy. 1. Photographs the assigned sectors. 2. Makes quick visual checks where the ceiling is low. 3. Locates enemy positions in the area, particularly support and storage bases, and command and control (C2) facilities. 4. Sustains no loss of aircraft. 5. Reports priority intelligence requirements (PIR) and other information requirements to the OPFOR HQ.

**TASK:** Disrupt an Engineer Reconnaissance (5-OPFOR-0022)

**CONDITION:** The enemy is conducting an engineer reconnaissance. The opposing forces (OPFOR) element is positioned along the enemy's route.

**STANDARD:** The OPFOR element disrupts an engineer reconnaissance. 1. Prevents the unit from meeting its specified time schedule. 2. Forces the unit to deviate from its specified route. 3. Prevents the unit from accomplishing its assigned engineer reconnaissance. 4. Surprises the unit conducting the reconnaissance.

**TASK:** Conduct an Attack (5-OPFOR-0008)

**CONDITION:** The enemy is conducting tactical operations. The opposing forces (OPFOR) element receives orders to attack the enemy, the area of occupation, or the main supply route (MSR) with smoke.

**STANDARD:** The OPFOR element disrupts the enemy's movement and smoke operations. 1. Determines the delivery method of the smoke attack. 2. Locates the target. 3. Delivers the smoke attack downwind. 4. Attacks the enemy with smoke, and surge attacks when the enemy responds to the smoke.

**TASK:** Disrupt Quartering Party Operations (5-OPFOR-0017)

**CONDITION:** The enemy is conducting quartering party operations. It has established an assembly area (AA) but has not moved in the main body.

**STANDARD:** The opposing forces (OPFOR) element attempts to disrupt quartering party operations and infiltrate the enemy's AA. 1. Locates the quartering party and the AA. 2. Surprises the main body. 3. Penetrates the AA with squad-size probes. 4. Inflicts personnel casualties and vehicle damage. 5. Disrupts the unit's preparations (prevents or delays beyond the unit's allotted time).

**TASK:** Disrupt Enemy Movement and Operations Using Tactical Nuclear Weapons (5-OPFOR-0016)

**CONDITION:** The opposing forces (OPFOR) element has located the enemy. Priority intelligence requirements (PIR) and other intelligence requirements have been obtained by OPFOR patrols. Tactical nuclear weapons are employed against key locations in the rear area.

**STANDARD:** The OPFOR element disrupts enemy movement and operations. 1. Disrupts or delays the movement of the enemy's equipment and supplies to the forward areas. 2. Destroys enemy equipment and supplies. 3. Inflicts a high rate of nuclear casualties among the enemy forces. 4. Denies the enemy the use of specified areas. 5. Contaminates the enemy's equipment and supplies.

**TASK:** Disrupt Assembly Area (AA) Activities (5-OPFOR-0013)

**CONDITION:** Intelligence reports indicate that platoon- and company-size enemy units are operating in the opposing forces (OPFOR) area of operations. Enemy units can defend from AAs with direct fire, antiarmor weapons, and indirect fire. The enemy has close air support (CAS) and nuclear, biological, and chemical (NBC) capabilities.

**STANDARD:** The OPFOR element locates and disrupts the enemy's AA activities. 1. Locates the element's AA. 2. Probes the AA with squad- or team-size elements. 3. Inflicts more than 5 percent casualties on the element. 4. Disrupts the element's preparations (prevents or delays beyond the element's allotted time).

**TASK:** Disrupt Enemy Movement and Operations Using Persistent and Nonpersistent Chemical Weapons (5-OPFOR-0015)

**CONDITION:** The opposing forces (OPFOR) element has located the enemy. Priority intelligence requirements (PIR) and other intelligence requirements have been obtained by OPFOR patrols. The OPFOR units deliver chemical agents, by means of conventional artillery weapons or aircraft, along selected supply routes and key bases in the rear area.

**STANDARD:** The OPFOR element disrupts enemy movement and operations using persistent and nonpersistent chemical weapons. 1. Delivers chemical agents in low and densely wooded areas. 2. Delays the movement of enemy supplies and equipment to the forward areas. 3. Restricts the movement of the enemy units in the rear area. 4. Channels the movement of enemy units into predesignated ambush areas. 5. Contaminates enemy supplies and equipment. 6. Inflicts a high rate of casualties on enemy forces.

**TASK:** Counter Passage of Lines (5-OPFOR-0012)

**CONDITION:** Enemy forces are in defensive positions, but they are expected to attempt passage-of-lines operations. The opposing forces (OPFOR) received orders to disrupt enemy passage-of-lines operations.

**STANDARD:** The OPFOR element delays or prevents enemy passage of lines. 1. Delays the passage. 2. Prevents the company from moving all personnel through the stationary unit. 3. Engages the main body of either the moving or the stationary unit.

**TASK:** Conduct Air Attacks (5-OPFOR-0002)

**CONDITION:** The opposing forces (OPFOR) element in the rear area has forwarded the positions of the enemy support sites or the locations of moving elements. The OPFOR aircraft have been dispatched to attack enemy installations or convoys.

**STANDARD:** The OPFOR element attempts to delay, disrupt, or damage the enemy targets by air. 1. Locates the target (support sites or convoys). 2. Makes attack runs on the designated targets. 3. Inflicts heavy damage to the selected target. 4. Sustains no loss of aircraft. 5. Delays moving the force for more than one hour.

**TASK:** Surrender to the Capturing Unit on the Battlefield (5-OPFOR-0024)

**CONDITION:** The enemy has captured the opposing forces (OPFOR) element's soldiers, documents, and equipment sensitive to the OPFOR tactical operations.

**STANDARD:** The OPFOR soldiers retain or destroy documents and equipment. The OPFOR element surrenders documents and equipment of no tactical use to the enemy and attempts to conceal or destroy items of tactical value. The OPFOR element attempts escape and evasion. 1. Prevents the successful capture of documents and equipment. 2. Destroys documents and equipment. 3. Removes identifying markings from equipment. 4. Removes unit-identifying insignia. 5. Provides misleading information. 6. Plans an escape. 7. Delays movement to the nearest collection point. 8. Prevents safeguarding of enemy prisoners of war (EPWs) in order to cause embarrassment to the United States (US).

**TASK:** Conduct a Raid (5-OPFOR-0004)

**CONDITION:** The opposing forces (OPFOR) element has occupied an objective rally point and has orders to conduct a raid on a combat service support (CSS) base.

**STANDARD:** The OPFOR element infiltrates the enemy's base and destroys all of the targets. 1. Surprises the enemy forces. 2. Assaults the support base and accomplishes the assigned tasks. 3. Destroys the specified equipment and supplies. 4. Avoids being decisively engaged. 5. Withdraws all personnel from the objective areas within the time prescribed. 6. Obtains all priority intelligence requirements (PIR) from the raid site. 7. Sustains only light casualties from enemy fire.

**TASK:** Attack (5-OPFOR-0001)

**CONDITION:** The opposing forces (OPFOR) element has located the enemy. The priority intelligence requirements (PIR) and other intelligence requirements have been obtained by OPFOR patrols. The OPFOR element has automatic and antiarmor weapons and light mortars.

**STANDARD:** The OPFOR element attempts to seize the terrain, vehicles, or equipment. 1. Develops an attack plan. 2. Surprises the enemy unit's main body. 3. Initiates the attack using a scheme of maneuver that exploits the enemy's flanks, gaps, and weaknesses. 4. Uses covered and concealed routes to approach the enemy forces' flanks, gaps, or weakly held areas. 5. Employs indirect fire to support the attack. 6. Penetrates enemy defenses. 7. Destroys equipment and supplies. 8. Inflicts heavy casualties. 9. Isolates the combat service support (CSS) base by blocking reinforcements. 10. Forces enemy units to displace. 11. Avoids being fixed in one position. 12. Withdraws before the CSS base is reinforced with tactical combat forces.

**TASK:** Defend a Minefield (5-OPFOR-0023)

**CONDITION:** The enemy is conducting a minefield sweeping operation. The opposing forces (OPFOR) element has a minefield placed in the enemy's path. The minefield is under constant observation and fire.

**STANDARD:** The OPFOR element defends a minefield against an enemy element conducting a minefield sweeping operation. 1. Prevents the unit from detecting the obstacle. 2. Disrupts the minefield sweeping operation. 3. Prevents the unit from conducting the minefield sweeping operation, prevents the unit from moving all personnel through the breach or delays the completion of the minefield sweeping operation for more than 45 minutes.

**TASK:** Maintain Contact (5-OPFOR-0003)

**CONDITION:** The opposing forces (OPFOR) element is engaged with enemy base defense forces. The enemy forces are withdrawing under pressure.

**STANDARD:** The OPFOR element maintains enemy contact while the enemy withdraws. 1. Engages the enemy forces decisively. 2. Advances the OPFOR as the enemy forces withdraw. 3. Inflicts heavy casualties. 4. Captures the members of the enemy force. 5. Captures documents and equipment. 6. Safeguards captured documents, equipment, and personnel.

**TASK:** Conduct an Ambush (5-OPFOR-0007)

**CONDITION:** The enemy is moving in a convoy. The opposing forces (OPFOR) element is positioned along the enemy's route.

**STANDARD:** The OPFOR element inflicts casualties on the enemy and causes vehicle and equipment damage. 1. Prepares an ambush site before the element arrives. 2. Surprises march element forces. 3. Inflicts heavy casualties within the designated kill zone. 4. Inflicts heavy damage to vehicles and equipment within the designated kill zone. 5. Delays the march element from reaching a specified destination for a specified period of time. 6. Withdraws on order. 7. Sustains no casualties. 8. Reports actions to superiors.

**ELEMENTS:** Team Headquarters  
Heavy Diving Section

**TASK:** Conduct Operational Decontamination (03-3-C224.05-T01A)  
(FM 3-5) (FM 3-100) (FM 3-11)

**ITERATION:** 1M 2M 3M 4M 5M (Circle)

**COMMANDER/LEADER ASSESSMENT:** T P U (Circle)

**CONDITIONS:** The unit is operating in a contaminated environment and/or is contaminated. Performance degradation from mission-oriented protection posture (MOPP) 4 is increasing, and protective gear is in danger of penetration by contamination. Time and the tactical situation permit the unit to conduct operational decontamination. Replacement protective gear is available for each soldier. For a nonsupported decontamination, unit decontamination equipment and supplies are available and operational. For a supported decontamination, a decontamination unit is available, operational, and tasked to provide decontamination support. This task is always performed in MOPP4.

**TASK STANDARDS:** The unit decontaminates its individual gear and conducts MOPP gear exchange (using the buddy system) without sustaining additional casualties from nuclear, biological, and chemical (NBC) contamination. The unit limits the contamination transfer hazard by removing gross chemical contamination on equipment and minimizes contamination on soldiers according to Field Manual (FM) 3-5. The unit reduces radiological contamination to negligible risk levels according to FM 3-5 and reduces chemical and biological contamination to accelerate the weathering process and eventually provide temporary relief from MOPP 4. The time required to perform this task is increased when conducting it in MOPP 4.

TASK STEPS AND PERFORMANCE MEASURES	GO	NO-GO
<ul style="list-style-type: none"> <li>* 1. The contaminated element leader determines the extent of contamination and establishes decontamination priorities.                             <ul style="list-style-type: none"> <li>a. Received input from his staff and subordinate leaders.</li> <li>b. Established decontamination priorities.</li> </ul> </li> <li>2. The contaminated unit submits a request for decontamination to higher headquarters (HQ). The request should include, as a minimum, the--                             <ul style="list-style-type: none"> <li>a. Contaminated element's designation.</li> <li>b. Contaminated element's location.</li> <li>c. Contaminated element's frequency and call sign.</li> <li>d. Time that the element became contaminated.</li> <li>e. Number of vehicles and equipment, by type, that were contaminated.</li> <li>f. Type of contamination.</li> <li>g. Special requirements (such as a patient decontamination station, recovery assets, and a unit decontamination team).</li> </ul> </li> <li>* 3. The contaminated unit coordinates with higher HQ.                             <ul style="list-style-type: none"> <li>a. Obtained permission to conduct decontamination and obtain necessary support.</li> <li>b. Selected a linkup point to meet supporting elements (a company supply section, a company or battalion power-driven decontamination equipment [PDDE] crew, or a decontamination squad or platoon).</li> <li>c. Coordinated with supporting elements.</li> <li>d. Requested replacement MOPP gear.</li> <li>e. Coordinated with supporting units to determine if they would also conduct a MOPP gear exchange.</li> </ul> </li> </ul>		

TASK STEPS AND PERFORMANCE MEASURES	GO	NO-GO
<p>* 4. The contaminated unit leader and NBC specialist select a site to conduct the operation, ensuring that the site selected provides--</p> <ul style="list-style-type: none"> <li>a. Adequate overhead concealment.</li> <li>b. Good drainage.</li> <li>c. Easy access and exit (but off the main routes).</li> <li>d. Proximity to a water source large enough to support vehicle wash down.</li> <li>e. An area large enough to accommodate units involved in the operational decontamination (100 square meters for both the vehicle wash-down site and the MOPP gear exchange site).</li> </ul> <p>5. The contaminated unit coordinates for operational decontamination support (a company or battalion PDDE crew or a decontamination unit).</p> <ul style="list-style-type: none"> <li>a. Requested operational decontamination support.</li> <li>b. Notified higher HQ of the area for the operational decontamination.</li> <li>c. Established communications with the decontamination unit.</li> <li>d. Ensured that the decontamination unit knew the locations of the linkup and the selected decontamination sites.</li> </ul> <p>6. The contaminated unit and supporting units move to the decontamination site.</p> <ul style="list-style-type: none"> <li>a. Met at the linkup point as coordinated.</li> <li>b. The contaminated unit provided security at both the linkup point and the decontamination site.</li> </ul> <p>7. The elements prepare for operational decontamination.</p> <ul style="list-style-type: none"> <li>a. Set up the decontamination site. <ul style="list-style-type: none"> <li>(1) The supporting decontamination element crew set up the vehicle wash-down site.</li> <li>(2) The contaminated unit set up the MOPP gear exchange site not less than 50 meters upwind of the vehicle wash-down site.</li> <li>(3) The remainder of the element prepared its equipment for decontamination.</li> </ul> </li> <li>b. Conducted preparatory actions in the predecontamination area. <ul style="list-style-type: none"> <li>(1) Vehicle crews (except for the operators) dismounted unless they had an operational overpressure system and an uncontaminated interior.</li> <li>(2) Dismounted crews removed mud and camouflage from the vehicles.</li> </ul> </li> </ul> <p>NOTE: The contaminated element provides personnel to do this when the crews do not dismount.</p> <ul style="list-style-type: none"> <li>(3) Separated vehicles and dismounted crews. <ul style="list-style-type: none"> <li>(a) Ensured that vehicle operators were briefed (included the use of overhead cover and concealment and the proper intervals).</li> <li>(b) Ensured that vehicles were buttoned up; for example, all doors, hatches, and other openings were closed or covered.</li> </ul> </li> <li>(4) Moved vehicles (with operators) to the vehicle wash-down site.</li> <li>(5) Moved dismounted crews and all other soldiers in the contaminated unit to the MOPP gear exchange site.</li> </ul> <p>* 8. The noncommissioned officer in charge (NCOIC) of the decontamination unit supervises the operation of the vehicle wash-down site, ensuring that vehicle operators--</p> <ul style="list-style-type: none"> <li>a. Maintained the proper interval between vehicles while processing through the wash-down station.</li> <li>b. Washed vehicles properly. <ul style="list-style-type: none"> <li>(1) Started at the top and worked down.</li> <li>(2) Sprayed hot, soapy water for 2 to 3 minutes per vehicle.</li> <li>(3) Monitored water consumption.</li> </ul> </li> </ul>		

TASK STEPS AND PERFORMANCE MEASURES	GO	NO-GO
<p>c. Moved to the assembly area (AA) after the vehicle's wash down.                      d. Moved to the MOPP gear exchange site and conducted MOPP gear exchange.</p> <p>9. The contaminated unit conducts MOPP gear exchange.</p> <p>a. Prepared the equipment decontamination station (with supertropical bleach [STB] dry mix).                      b. Briefed MOPP gear exchange participants on procedures to be followed.                      c. Placed the decontaminated individual equipment on a clean surface (such as plastic, a poncho, or similar material).                      d. Exchanged the MOPP gear using the buddy system.                      e. Moved soldiers to the AA after completing the MOPP gear exchange.</p> <p>NOTES:</p> <p>1. Ensure that the supporting units have the opportunity to use the MOPP gear exchange site before proceeding.                      2. The supporting decontamination unit cleans and marks the site and reports the area of contamination (using an NBC 4 report) to higher HQ.</p> <p>*10. Unit leaders account for all personnel and equipment after completing the operational decontamination.</p> <p>*11. The contaminated unit leader reports to higher HQ.</p> <p>a. Reported the completion and location of the vehicle wash-down and MOPP gear exchange decontamination sites.                      b. Requested permission to perform unmasking procedures if, through testing, no hazards were detected.                      c. Determined the adequacy of decontamination and adjusted the MOPP level as required (after obtaining approval from higher HQ).</p> <p>12. The contaminated unit continues the mission.</p>		

TASK PERFORMANCE / EVALUATION SUMMARY BLOCK							
ITERATION	1M	2M	3M	4M	5M		TOTAL
TOTAL TASK STEPS EVALUATED							
TOTAL TASK STEPS "GO"							
TRAINING STATUS "GO"/"NO-GO"							

"\*\*" indicates a leader task step.

**SUPPORTING INDIVIDUAL TASKS**

Task Number	Task Title	References
031-503-1023	Protect Yourself From NBC Injury/Contamination When Changing Mission-Oriented Protective Posture (MOPP) Gear	STP 21-1-SMCT
031-503-3006	Supervise Radiation Monitoring	STP 21-24-SMCT

**SUPPORTING COLLECTIVE TASKS: NONE**



## OPFOR TASKS AND STANDARDS

**TASK:** Disrupt Defensive Preparations (5-OPFOR-0018)

**CONDITION:** The opposing forces (OPFOR) element has located the enemy. Priority intelligence requirements (PIR) and other intelligence requirements obtained by OPFOR patrols indicate that the enemy elements are establishing defensive positions. The OPFOR element has automatic and antiarmor weapons and light mortars.

**STANDARD:** The OPFOR element disrupts and delays the enemy's defensive preparations. 1. Locates and penetrates the enemy's security system. 2. Forces the enemy to delay defensive preparations. 3. Disrupts the enemy's obstacle preparations.

**TASK:** Disrupt Movement (5-OPFOR-0014)

**CONDITION:** The enemy is expected to move through the opposing forces (OPFOR) element's area of operations. The OPFOR element has received an operation order (OPORD) or fragmentary order (FRAGO) to disrupt enemy movement. The enemy has the capability to defend with direct fire and antiarmor weapons.

**STANDARD:** The OPFOR element delays enemy movement. 1. Delays the element. 2. Forces the element to deviate from its route. 3. Prevents the element from reaching its destination. 4. Surprises the element's main body.

**TASK:** Defeat Obstacles (5-OPFOR-0009)

**CONDITION:** The opposing forces (OPFOR) element encounters an obstacle that blocks the avenue of approach as it advances upon the enemy forces.

**STANDARD:** The OPFOR element bypasses or breaches the enemy obstacle. 1. Detects the obstacle before halting its main body. 2. Defeats the obstacle. a. Bypasses the obstacle without entering the engagement areas. b. Breaches the obstacle within 45 minutes and passes its entire force through the obstacle. 3. Does not incur degradation to the point that the mission must be discontinued.

**TASK:** Disrupt a Route Reconnaissance (5-OPFOR-0021)

**CONDITION:** The enemy is conducting a route reconnaissance. The opposing forces (OPFOR) element is positioned along the enemy's route.

**STANDARD:** The OPFOR element attempts to disrupt a squad/section conducting a route reconnaissance. 1. Prevents the unit from meeting its specified time schedule. 2. Forces the unit to deviate from its specified route. 3. Prevents the unit from reaching its assigned destination. 4. Surprises the squad/section. 5. Inflicts casualties on the unit.

**TASK:** Conduct Terrorist and Saboteur Attacks (5-OPFOR-0005)

**CONDITION:** The opposing forces (OPFOR) element dispatches small teams into the enemy's rear area to disrupt combat service support (CSS) operations.

**STANDARD:** The enemy sustains disrupted command and control (C2), destroyed equipment and supplies, and light casualties. 1. Locates rear support bases and C2 facilities. 2. Delays and disrupts CSS operations through probes. 3. Infiltrates CSS bases to conduct sabotage and terrorist activities. 4. Inflicts light casualties. 5. Destroys supplies and equipment.

**TASK:** Disrupt a Net Control Station (NCS) (5-OPFOR-0019)

**CONDITION:** The enemy has established a NCS. The opposing forces (OPFOR) element has radio and jamming equipment.

**STANDARD:** The OPFOR element attempts to disrupt an NCS. 1. Attempts to locate the radio frequency that the unit is operating on. 2. Attempts to enter the radio net. 3. Attempts to issue "bogus" orders to a unit on the net. 4. Jams the radio frequency and forces the unit to go to an alternate frequency.

**TASK:** Disrupt Construction of Vehicle Fighting Positions (5-OPFOR-0020)

**CONDITION:** The opposing forces (OPFOR) element has located the enemy. The priority intelligence requirements (PIR) and other intelligence obtained by OPFOR patrols indicate the enemy is constructing vehicle fighting positions within its defensive area. The OPFOR element has automatic and antiarmor weapons and light mortars.

**STANDARD:** The OPFOR element attempts to disrupt the enemy's efforts to establish vehicle fighting positions. 1. Locates the defensive area. 2. Surprises the main body. 3. Penetrates the defensive area with squad-size probes. 4. Inflicts casualties on the unit. 5. Destroys vehicles. 6. Disrupts the unit's preparations (prevents or delays beyond the unit's allotted time).

**TASK:** Conduct an Aerial Reconnaissance (5-OPFOR-0010)

**CONDITION:** The opposing forces (OPFOR) headquarters (HQ) element requires intelligence on the locations and identification of enemy elements. An aircraft is dispatched to take photographs and make a visual inspection of the enemy rear area.

**STANDARD:** The OPFOR element gathers photograph intelligence of the enemy. 1. Photographs the assigned sectors. 2. Makes quick visual checks where the ceiling is low. 3. Locates enemy positions in the area, particularly support and storage bases, and command and control (C2) facilities. 4. Sustains no loss of aircraft. 5. Reports priority intelligence requirements (PIR) and other information requirements to the OPFOR HQ.

**TASK:** Disrupt an Engineer Reconnaissance (5-OPFOR-0022)

**CONDITION:** The enemy is conducting an engineer reconnaissance. The opposing forces (OPFOR) element is positioned along the enemy's route.

**STANDARD:** The OPFOR element disrupts an engineer reconnaissance. 1. Prevents the unit from meeting its specified time schedule. 2. Forces the unit to deviate from its specified route. 3. Prevents the unit from accomplishing its assigned engineer reconnaissance. 4. Surprises the unit conducting the reconnaissance.

**TASK:** Conduct an Attack (5-OPFOR-0008)

**CONDITION:** The enemy is conducting tactical operations. The opposing forces (OPFOR) element receives orders to attack the enemy, the area of occupation, or the main supply route (MSR) with smoke.

**STANDARD:** The OPFOR element disrupts the enemy's movement and smoke operations. 1. Determines the delivery method of the smoke attack. 2. Locates the target. 3. Delivers the smoke attack downwind. 4. Attacks the enemy with smoke, and surge attacks when the enemy responds to the smoke.

**TASK:** Disrupt Quartering Party Operations (5-OPFOR-0017)

**CONDITION:** The enemy is conducting quartering party operations. It has established an assembly area (AA) but has not moved in the main body.

**STANDARD:** The opposing forces (OPFOR) element attempts to disrupt quartering party operations and infiltrate the enemy's AA. 1. Locates the quartering party and the AA. 2. Surprises the main body. 3. Penetrates the AA with squad-size probes. 4. Inflicts personnel casualties and vehicle damage. 5. Disrupts the unit's preparations (prevents or delays beyond the unit's allotted time).

**TASK:** Disrupt Enemy Movement and Operations Using Tactical Nuclear Weapons (5-OPFOR-0016)

**CONDITION:** The opposing forces (OPFOR) element has located the enemy. Priority intelligence requirements (PIR) and other intelligence requirements have been obtained by OPFOR patrols. Tactical nuclear weapons are employed against key locations in the rear area.

**STANDARD:** The OPFOR element disrupts enemy movement and operations. 1. Disrupts or delays the movement of the enemy's equipment and supplies to the forward areas. 2. Destroys enemy equipment and supplies. 3. Inflicts a high rate of nuclear casualties among the enemy forces. 4. Denies the enemy the use of specified areas. 5. Contaminates the enemy's equipment and supplies.

**TASK:** Disrupt Assembly Area (AA) Activities (5-OPFOR-0013)

**CONDITION:** Intelligence reports indicate that platoon- and company-size enemy units are operating in the opposing forces (OPFOR) area of operations. Enemy units can defend from AAs with direct fire, antiarmor weapons, and indirect fire. The enemy has close air support (CAS) and nuclear, biological, and chemical (NBC) capabilities.

**STANDARD:** The OPFOR element locates and disrupts the enemy's AA activities. 1. Locates the element's AA. 2. Probes the AA with squad- or team-size elements. 3. Inflicts more than 5 percent casualties on the element. 4. Disrupts the element's preparations (prevents or delays beyond the element's allotted time).

**TASK:** Disrupt Enemy Movement and Operations Using Persistent and Nonpersistent Chemical Weapons (5-OPFOR-0015)

**CONDITION:** The opposing forces (OPFOR) element has located the enemy. Priority intelligence requirements (PIR) and other intelligence requirements have been obtained by OPFOR patrols. The OPFOR units deliver chemical agents, by means of conventional artillery weapons or aircraft, along selected supply routes and key bases in the rear area.

**STANDARD:** The OPFOR element disrupts enemy movement and operations using persistent and nonpersistent chemical weapons. 1. Delivers chemical agents in low and densely wooded areas. 2. Delays the movement of enemy supplies and equipment to the forward areas. 3. Restricts the movement of the enemy units in the rear area. 4. Channels the movement of enemy units into predesignated ambush areas. 5. Contaminates enemy supplies and equipment. 6. Inflicts a high rate of casualties on enemy forces.

**TASK:** Counter Passage of Lines (5-OPFOR-0012)

**CONDITION:** Enemy forces are in defensive positions, but they are expected to attempt passage-of-lines operations. The opposing forces (OPFOR) received orders to disrupt enemy passage-of-lines operations.

**STANDARD:** The OPFOR element delays or prevents enemy passage of lines. 1. Delays the passage. 2. Prevents the company from moving all personnel through the stationary unit. 3. Engages the main body of either the moving or the stationary unit.

**TASK:** Conduct Air Attacks (5-OPFOR-0002)

**CONDITION:** The opposing forces (OPFOR) element in the rear area has forwarded the positions of the enemy support sites or the locations of moving elements. The OPFOR aircraft have been dispatched to attack enemy installations or convoys.

**STANDARD:** The OPFOR element attempts to delay, disrupt, or damage the enemy targets by air. 1. Locates the target (support sites or convoys). 2. Makes attack runs on the designated targets. 3. Inflicts heavy damage to the selected target. 4. Sustains no loss of aircraft. 5. Delays moving the force for more than one hour.

**TASK:** Surrender to the Capturing Unit on the Battlefield (5-OPFOR-0024)

**CONDITION:** The enemy has captured the opposing forces (OPFOR) element's soldiers, documents, and equipment sensitive to the OPFOR tactical operations.

**STANDARD:** The OPFOR soldiers retain or destroy documents and equipment. The OPFOR element surrenders documents and equipment of no tactical use to the enemy and attempts to conceal or destroy items of tactical value. The OPFOR element attempts escape and evasion. 1. Prevents the successful capture of documents and equipment. 2. Destroys documents and equipment. 3. Removes identifying markings from equipment. 4. Removes unit-identifying insignia. 5. Provides misleading information. 6. Plans an escape. 7. Delays movement to the nearest collection point. 8. Prevents safeguarding of enemy prisoners of war (EPWs) in order to cause embarrassment to the United States (US).

**TASK:** Conduct a Raid (5-OPFOR-0004)

**CONDITION:** The opposing forces (OPFOR) element has occupied an objective rally point and has orders to conduct a raid on a combat service support (CSS) base.

**STANDARD:** The OPFOR element infiltrates the enemy's base and destroys all of the targets. 1. Surprises the enemy forces. 2. Assaults the support base and accomplishes the assigned tasks. 3. Destroys the specified equipment and supplies. 4. Avoids being decisively engaged. 5. Withdraws all personnel from the objective areas within the time prescribed. 6. Obtains all priority intelligence requirements (PIR) from the raid site. 7. Sustains only light casualties from enemy fire.

**TASK:** Attack (5-OPFOR-0001)

**CONDITION:** The opposing forces (OPFOR) element has located the enemy. The priority intelligence requirements (PIR) and other intelligence requirements have been obtained by OPFOR patrols. The OPFOR element has automatic and antiarmor weapons and light mortars.

**STANDARD:** The OPFOR element attempts to seize the terrain, vehicles, or equipment. 1. Develops an attack plan. 2. Surprises the enemy unit's main body. 3. Initiates the attack using a scheme of maneuver that exploits the enemy's flanks, gaps, and weaknesses. 4. Uses covered and concealed routes to approach the enemy forces' flanks, gaps, or weakly held areas. 5. Employs indirect fire to support the attack. 6. Penetrates enemy defenses. 7. Destroys equipment and supplies. 8. Inflicts heavy casualties. 9. Isolates the combat service support (CSS) base by blocking reinforcements. 10. Forces enemy units to displace. 11. Avoids being fixed in one position. 12. Withdraws before the CSS base is reinforced with tactical combat forces.

**TASK:** Defend a Minefield (5-OPFOR-0023)

**CONDITION:** The enemy is conducting a minefield sweeping operation. The opposing forces (OPFOR) element has a minefield placed in the enemy's path. The minefield is under constant observation and fire.

**STANDARD:** The OPFOR element defends a minefield against an enemy element conducting a minefield sweeping operation. 1. Prevents the unit from detecting the obstacle. 2. Disrupts the minefield sweeping operation. 3. Prevents the unit from conducting the minefield sweeping operation, prevents the unit from moving all personnel through the breach or delays the completion of the minefield sweeping operation for more than 45 minutes.

**TASK:** Maintain Contact (5-OPFOR-0003)

**CONDITION:** The opposing forces (OPFOR) element is engaged with enemy base defense forces. The enemy forces are withdrawing under pressure.

**STANDARD:** The OPFOR element maintains enemy contact while the enemy withdraws. 1. Engages the enemy forces decisively. 2. Advances the OPFOR as the enemy forces withdraw. 3. Inflicts heavy casualties. 4. Captures the members of the enemy force. 5. Captures documents and equipment. 6. Safeguards captured documents, equipment, and personnel.

**TASK:** Conduct an Ambush (5-OPFOR-0007)

**CONDITION:** The enemy is moving in a convoy. The opposing forces (OPFOR) element is positioned along the enemy's route.

**STANDARD:** The OPFOR element inflicts casualties on the enemy and causes vehicle and equipment damage. 1. Prepares an ambush site before the element arrives. 2. Surprises march element forces. 3. Inflicts heavy casualties within the designated kill zone. 4. Inflicts heavy damage to vehicles and equipment within the designated kill zone. 5. Delays the march element from reaching a specified destination for a specified period of time. 6. Withdraws on order. 7. Sustains no casualties. 8. Reports actions to superiors.

**ELEMENTS:** Team Headquarters  
Heavy Diving Section

**TASK:** Cross a Chemically Contaminated Area (03-3-C226.05-T01A)  
(FM 3-3)

**ITERATION:** 1M 2M 3M 4M 5M (Circle)

**COMMANDER/LEADER ASSESSMENT:** T P U (Circle)

**CONDITIONS:** The unit is en route to a new location on a designated route. The unit cannot move off that route and still complete its assigned mission. The unit discovers contamination on the route and is directed to cross the contaminated area. This task is always performed in MOPP4.

**TASK STANDARDS:** The unit crosses the contaminated area without suffering chemical-agent casualties. The time required to perform this task is increased when conducting it in mission-oriented protection posture (MOPP) 4.

TASK STEPS AND PERFORMANCE MEASURES	GO	NO-GO
<p>* 1. The element leader selects a route across the contaminated area.</p> <ul style="list-style-type: none"> <li>a. Used a nuclear, biological, and chemical (NBC) 5 (chemical) report and/or reconnaissance reports to select a route.</li> <li>b. Selected a route that minimized exposure consistent with the mission.</li> <li>c. Obtained a route clearance and approval.</li> </ul> <p>2. The element prepares to cross the area.</p> <ul style="list-style-type: none"> <li>a. Assumed MOPP 4 for crossing the area.</li> <li>b. Ensured that all drivers, vehicle commanders, and leaders knew the march route or had strip maps.</li> <li>c. Ensured that all vehicles were buttoned up (mounted movement).</li> <li>d. Placed externally stored equipment inside the vehicle or covered it with available material.</li> <li>e. Attached M9 detector paper to soldiers and vehicles to provide warning of contamination.</li> </ul> <p>3. The element crosses the area.</p> <ul style="list-style-type: none"> <li>a. Avoided low ground, overhanging branches, and brush to the extent allowed by the tactical situation.</li> <li>b. Conducted dismounted movement, if necessary, as rapidly as possible.</li> <li>c. Crossed the area as quickly and as carefully as possible.</li> </ul> <p>4. The element exits the contaminated area.</p> <ul style="list-style-type: none"> <li>a. Checked for casualties.</li> <li>b. Reported casualties, if applicable.</li> <li>c. Conducted necessary decontamination.</li> <li>d. Continued the mission.</li> </ul>		

TASK PERFORMANCE / EVALUATION SUMMARY BLOCK							
ITERATION	1M	2M	3M	4M	5M		TOTAL
TOTAL TASK STEPS EVALUATED							
TOTAL TASK STEPS "GO"							
TRAINING STATUS "GO"/"NO-GO"							

"\*" indicates a leader task step.

#### SUPPORTING INDIVIDUAL TASKS

Task Number	Task Title	References
031-503-1014	Identify Chemical Agents Using M8 Detector Paper	STP 21-1-SMCT
031-503-2004	Prepare and Submit NBC 4 Reports	STP 21-24-SMCT
031-503-3004	Supervise the Crossing of a Contaminated Area	STP 21-24-SMCT
071-329-1005	Determine a Location on the Ground by Terrain Association	STP 21-1-SMCT
121-030-3534	Report Casualties	STP 21-24-SMCT

#### SUPPORTING COLLECTIVE TASKS

Task Number	Task Title	References
12-1-0403.05-T01A	Report Casualties	ARTEP 5-025-66-MTP ARTEP 5-026-34-MTP ARTEP 5-155-66-MTP ARTEP 5-156-34-MTP ARTEP 5-215-66-MTP ARTEP 5-216-34-MTP ARTEP 5-335-60-MTP ARTEP 5-335-66-MTP ARTEP 5-336-34-MTP ARTEP 5-415-66-MTP ARTEP 5-425-66-MTP ARTEP 5-426-34-MTP ARTEP 5-435-66-MTP ARTEP 5-436-35-MTP ARTEP 5-436-37-MTP ARTEP 5-445-64-MTP ARTEP 5-445-66-MTP ARTEP 5-446-34-MTP ARTEP 5-446-36-MTP ARTEP 5-605-66-MTP ARTEP 5-606-34-MTP ARTEP 5-615-66-MTP ARTEP 5-616-34-MTP

#### OPFOR TASKS AND STANDARDS

**TASK:** Conduct an Ambush (5-OPFOR-0007)

**CONDITION:** The enemy is moving in a convoy. The opposing forces (OPFOR) element is positioned along the enemy's route.

**STANDARD:** The OPFOR element inflicts casualties on the enemy and causes vehicle and equipment damage. 1. Prepares an ambush site before the element arrives. 2. Surprises march element forces. 3. Inflicts heavy casualties within the designated kill zone. 4. Inflicts heavy damage to vehicles and equipment within the designated kill zone. 5. Delays the march element from reaching a specified destination for a specified period of time. 6. Withdraws on order. 7. Sustains no casualties. 8. Reports actions to superiors.

**TASK:** Conduct an Aerial Reconnaissance (5-OPFOR-0010)

**CONDITION:** The opposing forces (OPFOR) headquarters (HQ) element requires intelligence on the locations and identification of enemy elements. An aircraft is dispatched to take photographs and make a visual inspection of the enemy rear area.

**STANDARD:** The OPFOR element gathers photograph intelligence of the enemy. 1. Photographs the assigned sectors. 2. Makes quick visual checks where the ceiling is low. 3. Locates enemy positions in the area, particularly support and storage bases, and command and control (C2) facilities. 4. Sustains no loss of aircraft. 5. Reports priority intelligence requirements (PIR) and other information requirements to the OPFOR HQ.

**TASK:** Conduct Terrorist and Saboteur Attacks (5-OPFOR-0005)

**CONDITION:** The opposing forces (OPFOR) element dispatches small teams into the enemy's rear area to disrupt combat service support (CSS) operations.

**STANDARD:** The enemy sustains disrupted command and control (C2), destroyed equipment and supplies, and light casualties. 1. Locates rear support bases and C2 facilities. 2. Delays and disrupts CSS operations through probes. 3. Infiltrates CSS bases to conduct sabotage and terrorist activities. 4. Inflicts light casualties. 5. Destroys supplies and equipment.

**TASK:** Disrupt Defensive Preparations (5-OPFOR-0018)

**CONDITION:** The opposing forces (OPFOR) element has located the enemy. Priority intelligence requirements (PIR) and other intelligence requirements obtained by OPFOR patrols indicate that the enemy elements are establishing defensive positions. The OPFOR element has automatic and antiarmor weapons and light mortars.

**STANDARD:** The OPFOR element disrupts and delays the enemy's defensive preparations. 1. Locates and penetrates the enemy's security system. 2. Forces the enemy to delay defensive preparations. 3. Disrupts the enemy's obstacle preparations.

**TASK:** Disrupt Movement (5-OPFOR-0014)

**CONDITION:** The enemy is expected to move through the opposing forces (OPFOR) element's area of operations. The OPFOR element has received an operation order (OPORD) or fragmentary order (FRAGO) to disrupt enemy movement. The enemy has the capability to defend with direct fire and antiarmor weapons.

**STANDARD:** The OPFOR element delays enemy movement. 1. Delays the element. 2. Forces the element to deviate from its route. 3. Prevents the element from reaching its destination. 4. Surprises the element's main body.

**TASK:** Defeat Obstacles (5-OPFOR-0009)



**CONDITION:** The opposing forces (OPFOR) element encounters an obstacle that blocks the avenue of approach as it advances upon the enemy forces.

**STANDARD:** The OPFOR element bypasses or breaches the enemy obstacle. 1. Detects the obstacle before halting its main body. 2. Defeats the obstacle. a. Bypasses the obstacle without entering the engagement areas. b. Breaches the obstacle within 45 minutes and passes its entire force through the obstacle. 3. Does not incur degradation to the point that the mission must be discontinued.

**TASK:** Disrupt a Route Reconnaissance (5-OPFOR-0021)

**CONDITION:** The enemy is conducting a route reconnaissance. The opposing forces (OPFOR) element is positioned along the enemy's route.

**STANDARD:** The OPFOR element attempts to disrupt a squad/section conducting a route reconnaissance. 1. Prevents the unit from meeting its specified time schedule. 2. Forces the unit to deviate from its specified route. 3. Prevents the unit from reaching its assigned destination. 4. Surprises the squad/section. 5. Inflicts casualties on the unit.

**TASK:** Disrupt a Net Control Station (NCS) (5-OPFOR-0019)

**CONDITION:** The enemy has established a NCS. The opposing forces (OPFOR) element has radio and jamming equipment.

**STANDARD:** The OPFOR element attempts to disrupt an NCS. 1. Attempts to locate the radio frequency that the unit is operating on. 2. Attempts to enter the radio net. 3. Attempts to issue "bogus" orders to a unit on the net. 4. Jams the radio frequency and forces the unit to go to an alternate frequency.

**TASK:** Disrupt Construction of Vehicle Fighting Positions (5-OPFOR-0020)

**CONDITION:** The opposing forces (OPFOR) element has located the enemy. The priority intelligence requirements (PIR) and other intelligence obtained by OPFOR patrols indicate the enemy is constructing vehicle fighting positions within its defensive area. The OPFOR element has automatic and antiarmor weapons and light mortars.

**STANDARD:** The OPFOR element attempts to disrupt the enemy's efforts to establish vehicle fighting positions. 1. Locates the defensive area. 2. Surprises the main body. 3. Penetrates the defensive area with squad-size probes. 4. Inflicts casualties on the unit. 5. Destroys vehicles. 6. Disrupts the unit's preparations (prevents or delays beyond the unit's allotted time).

**TASK:** Disrupt an Engineer Reconnaissance (5-OPFOR-0022)

**CONDITION:** The enemy is conducting an engineer reconnaissance. The opposing forces (OPFOR) element is positioned along the enemy's route.

**STANDARD:** The OPFOR element disrupts an engineer reconnaissance. 1. Prevents the unit from meeting its specified time schedule. 2. Forces the unit to deviate from its specified route. 3. Prevents the unit from accomplishing its assigned engineer reconnaissance. 4. Surprises the unit conducting the reconnaissance.

**TASK:** Conduct an Attack (5-OPFOR-0008)

**CONDITION:** The enemy is conducting tactical operations. The opposing forces (OPFOR) element receives orders to attack the enemy, the area of occupation, or the main supply route (MSR) with smoke.

**STANDARD:** The OPFOR element disrupts the enemy's movement and smoke operations. 1. Determines the delivery method of the smoke attack. 2. Locates the target. 3. Delivers the smoke attack downwind. 4. Attacks the enemy with smoke, and surge attacks when the enemy responds to the smoke.

**TASK:** Disrupt Quarters Party Operations (5-OPFOR-0017)

**CONDITION:** The enemy is conducting quarters party operations. It has established an assembly area (AA) but has not moved in the main body.

**STANDARD:** The opposing forces (OPFOR) element attempts to disrupt quarters party operations and infiltrate the enemy's AA. 1. Locates the quarters party and the AA. 2. Surprises the main body. 3. Penetrates the AA with squad-size probes. 4. Inflicts personnel casualties and vehicle damage. 5. Disrupts the unit's preparations (prevents or delays beyond the unit's allotted time).

**TASK:** Disrupt Enemy Movement and Operations Using Tactical Nuclear Weapons (5-OPFOR-0016)

**CONDITION:** The opposing forces (OPFOR) element has located the enemy. Priority intelligence requirements (PIR) and other intelligence requirements have been obtained by OPFOR patrols. Tactical nuclear weapons are employed against key locations in the rear area.

**STANDARD:** The OPFOR element disrupts enemy movement and operations. 1. Disrupts or delays the movement of the enemy's equipment and supplies to the forward areas. 2. Destroys enemy equipment and supplies. 3. Inflicts a high rate of nuclear casualties among the enemy forces. 4. Denies the enemy the use of specified areas. 5. Contaminates the enemy's equipment and supplies.

**TASK:** Disrupt Assembly Area (AA) Activities (5-OPFOR-0013)

**CONDITION:** Intelligence reports indicate that platoon- and company-size enemy units are operating in the opposing forces (OPFOR) area of operations. Enemy units can defend from AAs with direct fire, antiarmor weapons, and indirect fire. The enemy has close air support (CAS) and nuclear, biological, and chemical (NBC) capabilities.

**STANDARD:** The OPFOR element locates and disrupts the enemy's AA activities. 1. Locates the element's AA. 2. Probes the AA with squad- or team-size elements. 3. Inflicts more than 5 percent casualties on the element. 4. Disrupts the element's preparations (prevents or delays beyond the element's allotted time).

**TASK:** Disrupt Enemy Movement and Operations Using Persistent and Nonpersistent Chemical Weapons (5-OPFOR-0015)

**CONDITION:** The opposing forces (OPFOR) element has located the enemy. Priority intelligence requirements (PIR) and other intelligence requirements have been obtained by OPFOR patrols. The OPFOR units deliver chemical agents, by means of conventional artillery weapons or aircraft, along selected supply routes and key bases in the rear area.

**STANDARD:** The OPFOR element disrupts enemy movement and operations using persistent and nonpersistent chemical weapons. 1. Delivers chemical agents in low and densely wooded areas. 2. Delays the movement of enemy supplies and equipment to the forward areas. 3. Restricts the movement of the enemy units in the rear area. 4. Channels the movement of enemy units into predesignated ambush areas. 5. Contaminates enemy supplies and equipment. 6. Inflicts a high rate of casualties on enemy forces.

**TASK:** Counter Passage of Lines (5-OPFOR-0012)

**CONDITION:** Enemy forces are in defensive positions, but they are expected to attempt passage-of-lines operations. The opposing forces (OPFOR) received orders to disrupt enemy passage-of-lines operations.

**STANDARD:** The OPFOR element delays or prevents enemy passage of lines. 1. Delays the passage. 2. Prevents the company from moving all personnel through the stationary unit. 3. Engages the main body of either the moving or the stationary unit.

**TASK:** Conduct Air Attacks (5-OPFOR-0002)

**CONDITION:** The opposing forces (OPFOR) element in the rear area has forwarded the positions of the enemy support sites or the locations of moving elements. The OPFOR aircraft have been dispatched to attack enemy installations or convoys.

**STANDARD:** The OPFOR element attempts to delay, disrupt, or damage the enemy targets by air. 1. Locates the target (support sites or convoys). 2. Makes attack runs on the designated targets. 3. Inflicts heavy damage to the selected target. 4. Sustains no loss of aircraft. 5. Delays moving the force for more than one hour.

**TASK:** Surrender to the Capturing Unit on the Battlefield (5-OPFOR-0024)

**CONDITION:** The enemy has captured the opposing forces (OPFOR) element's soldiers, documents, and equipment sensitive to the OPFOR tactical operations.

**STANDARD:** The OPFOR soldiers retain or destroy documents and equipment. The OPFOR element surrenders documents and equipment of no tactical use to the enemy and attempts to conceal or destroy items of tactical value. The OPFOR element attempts escape and evasion. 1. Prevents the successful capture of documents and equipment. 2. Destroys documents and equipment. 3. Removes identifying markings from equipment. 4. Removes unit-identifying insignia. 5. Provides misleading information. 6. Plans an escape. 7. Delays movement to the nearest collection point. 8. Prevents safeguarding of enemy prisoners of war (EPWs) in order to cause embarrassment to the United States (US).

**TASK:** Conduct a Raid (5-OPFOR-0004)

**CONDITION:** The opposing forces (OPFOR) element has occupied an objective rally point and has orders to conduct a raid on a combat service support (CSS) base.

**STANDARD:** The OPFOR element infiltrates the enemy's base and destroys all of the targets. 1. Surprises the enemy forces. 2. Assaults the support base and accomplishes the assigned tasks. 3. Destroys the specified equipment and supplies. 4. Avoids being decisively engaged. 5. Withdraws all personnel from the objective areas within the time prescribed. 6. Obtains all priority intelligence requirements (PIR) from the raid site. 7. Sustains only light casualties from enemy fire.

**TASK:** Attack (5-OPFOR-0001)

**CONDITION:** The opposing forces (OPFOR) element has located the enemy. The priority intelligence requirements (PIR) and other intelligence requirements have been obtained by OPFOR patrols. The OPFOR element has automatic and antiarmor weapons and light mortars.

**STANDARD:** The OPFOR element attempts to seize the terrain, vehicles, or equipment. 1. Develops an attack plan. 2. Surprises the enemy unit's main body. 3. Initiates the attack using a scheme of maneuver that exploits the enemy's flanks, gaps, and weaknesses. 4. Uses covered and concealed routes to approach the enemy forces' flanks, gaps, or weakly held areas. 5. Employs indirect fire to support the attack. 6. Penetrates enemy defenses. 7. Destroys equipment and supplies. 8. Inflicts heavy casualties. 9. Isolates the combat service support (CSS) base by blocking reinforcements. 10. Forces enemy units to displace. 11. Avoids being fixed in one position. 12. Withdraws before the CSS base is reinforced with tactical combat forces.

**TASK:** Defend a Minefield (5-OPFOR-0023)

**CONDITION:** The enemy is conducting a minefield sweeping operation. The opposing forces (OPFOR) element has a minefield placed in the enemy's path. The minefield is under constant observation and fire.

**STANDARD:** The OPFOR element defends a minefield against an enemy element conducting a minefield sweeping operation. 1. Prevents the unit from detecting the obstacle. 2. Disrupts the minefield sweeping operation. 3. Prevents the unit from conducting the minefield sweeping operation, prevents the unit from moving all personnel through the breach or delays the completion of the minefield sweeping operation for more than 45 minutes.

**TASK:** Maintain Contact (5-OPFOR-0003)

**CONDITION:** The opposing forces (OPFOR) element is engaged with enemy base defense forces. The enemy forces are withdrawing under pressure.

**STANDARD:** The OPFOR element maintains enemy contact while the enemy withdraws. 1. Engages the enemy forces decisively. 2. Advances the OPFOR as the enemy forces withdraw. 3. Inflicts heavy casualties. 4. Captures the members of the enemy force. 5. Captures documents and equipment. 6. Safeguards captured documents, equipment, and personnel.

**ELEMENTS:** Team Headquarters  
Heavy Diving Section

**TASK:** Defend a Convoy Against a Ground Attack (05-2-0911)  
(FM 55-30) (FM 21-75) (FM 24-19)  
(FM 24-35) (FM 24-35-1) (FM 71-1)

**ITERATION:** 1 2 3 4 5 M (Circle)

**COMMANDER/LEADER ASSESSMENT:** T P U (Circle)

**CONDITIONS:** The team is performing continuous operations. An enemy squad- to platoon-size force attacks the convoy's main body. The operation order (OPORD) and rules of engagement (ROE) provide guidance for the mission and actions to take upon contact. Some iterations of this task should be performed in MOPP4.

**TASK STANDARDS:** The convoy protects itself and attacks or disengages from the enemy. The convoy minimizes casualties or damage by taking immediate-action measures. Digital units send and receive orders and reports using frequency-modulated (FM) or digital means to conduct combat operations. The time required to perform this task is increased when conducting it in mission-oriented protection posture (MOPP) 4.

TASK STEPS AND PERFORMANCE MEASURES	GO	NO-GO
<p>* 1. The element leader prepares for combat operations. He-- NOTE: Digital units set stale settings to provide current friendly and enemy unit locations.</p> <ul style="list-style-type: none"> <li>a. Designated and positioned the security elements throughout the convoy (front, rear, and flank).</li> <li>b. Established radio communications with security elements.</li> <li>c. Designated actions upon enemy contact (action front, left, right, or rear; air attack; or indirect fire).</li> <li>d. Assigned each armed vehicle a sector of fire for the movement, and ensured that the convoy had 360-degree coverage while moving.</li> <li>e. Designated en route rally points and the actions to be taken at those points.</li> <li>f. Coordinated with the battalion Operations and Training Officer (US Army) (S3) for indirect fire along the planned route.</li> <li>g. Received an update from the battalion Intelligence Officer (US Army) (S2) on probable enemy actions influencing the convoy route or the mission.</li> </ul> <p>NOTE: Digital units receive updated intelligence information through the Force XXI Command Brigade and Below (FBCB2) System or the Maneuver Control System (MCS).</p> <p>2. The element prepares for combat operations. Members--</p> <ul style="list-style-type: none"> <li>a. Loaded vehicles, stowed or tied down all loose equipment, and ensured that there was enough space to bring weapons to bear.</li> </ul> <p>NOTE: Air guards are present.</p> <ul style="list-style-type: none"> <li>b. Ensured that weapons were functional and had their basic load of ammunition.</li> <li>c. Rehearsed the procedures for enemy contact before the start point (SP).</li> <li>d. Ensured that each vehicle commander knew the route and all standing operating procedures (SOPs).</li> </ul> <p>3. The convoy reacts to enemy contact. Members--</p> <ul style="list-style-type: none"> <li>a. Scanned the area for the enemy and returned fire at identified enemy positions.</li> </ul>		

TASK STEPS AND PERFORMANCE MEASURES	GO	NO-GO
b. Sought available cover. c. Maneuvered vehicles to allow the gunner to engage the enemy and moved all unarmed vehicles to cover. d. Provided suppressive gunnery fire on the enemy. e. Deployed the security teams and reported the situation to the element leader.  * 4. The element leader develops the situation. He-- a. Initiated fire and maneuver. b. Requested indirect-fire support. c. Sought information on the enemy's strength, composition, and disposition. d. Evaluated the direction and volume of the enemy fire, confirmed or suspected enemy positions, and the terrain capacity for the masking forces.  * 5. The element leader selects a course of action based on mission, enemy, terrain, troops, time available, and civilian considerations (METT-TC) factors and the developing situation. He-- a. Maneuvered to attack the enemy's flank. b. Conducted a frontal assault. c. Broke contact and moved away from the enemy position by fire and maneuver.  6. The security element engages the enemy (within capabilities).  * 7. The element leader reports the tactical situation to higher headquarters (HQ).  8. The element reorganizes and resumes its convoy. Members-- a. Reconstituted the security force. b. Treated and evacuated casualties. c. Reported casualties. d. Redistributed ammunition and equipment. e. Recovered any damaged equipment or destroyed it in place.		

TASK PERFORMANCE / EVALUATION SUMMARY BLOCK							
ITERATION	1	2	3	4	5	M	TOTAL
TOTAL TASK STEPS EVALUATED							
TOTAL TASK STEPS "GO"							
TRAINING STATUS "GO"/"NO-GO"							

"\*" indicates a leader task step.

### SUPPORTING INDIVIDUAL TASKS

Task Number	Task Title	References
052-194-3500	Conduct a Patrol	STP 5-12B24-SM-TG STP 5-62G13-SM-TG
061-283-1002	Locate a Target by Grid Coordinates	STP 21-24-SMCT
071-326-5505	Issue an Oral Operation Order	STP 5-12B24-SM-TG STP 5-62G13-SM-TG
071-326-5605	Control Movement of a Fire Team	STP 5-12B24-SM-TG STP 5-62G13-SM-TG
071-326-5611	Conduct the Maneuver of a Squad	STP 5-12B24-SM-TG

**SUPPORTING INDIVIDUAL TASKS**

<b>Task Number</b>	<b>Task Title</b>	<b>References</b>
071-332-5022	Prepare a Battalion Situation Report (SITREP)	STP 5-62G13-SM-TG STP 21-24-SMCT
081-831-0101	Request Medical Evacuation	STP 21-24-SMCT
091-309-0711	Direct Vehicle and Equipment Recovery Operations	STP 21-24-SMCT
113-573-0002	Conduct Operations Security (OPSEC) Procedures	STP 21-24-SMCT
113-573-8006	Use an Automated Signal Operation Instruction (SOI)	STP 21-24-SMCT
121-030-3534	Report Casualties	STP 21-24-SMCT

**SUPPORTING COLLECTIVE TASKS**

<b>Task Number</b>	<b>Task Title</b>	<b>References</b>
07-2-1301.05-T01A	Conduct a Convoy	ARTEP 5-025-66-MTP ARTEP 5-026-34-MTP ARTEP 5-027-10-MTP ARTEP 5-027-35-MTP ARTEP 5-053-11-MTP ARTEP 5-053-12-MTP ARTEP 5-053-35-MTP ARTEP 5-063-10-MTP ARTEP 5-063-11-MTP ARTEP 5-063-35-MTP ARTEP 5-113-11-MTP ARTEP 5-113-12-MTP ARTEP 5-113-35-MTP ARTEP 5-145-12-MTP ARTEP 5-145-32-MTP ARTEP 5-155-66-MTP ARTEP 5-156-34-MTP ARTEP 5-157-10-MTP ARTEP 5-157-35-MTP ARTEP 5-215-66-MTP ARTEP 5-216-34-MTP ARTEP 5-217-10-MTP ARTEP 5-217-35-MTP ARTEP 5-332-68-MTP ARTEP 5-335-60-MTP ARTEP 5-335-65-MTP ARTEP 5-335-70-MTP ARTEP 5-336-34-MTP ARTEP 5-337-10-MTP ARTEP 5-337-35-MTP ARTEP 5-413-35-MTP ARTEP 5-416-14-MTP ARTEP 5-416-34-MTP ARTEP 5-417-13-MTP ARTEP 5-417-17-MTP ARTEP 5-417-35-MTP ARTEP 5-423-11-MTP ARTEP 5-423-35-MTP

**SUPPORTING COLLECTIVE TASKS**

<b>Task Number</b>	<b>Task Title</b>	<b>References</b>
		ARTEP 5-424-35-MTP
		ARTEP 5-425-66-MTP
		ARTEP 5-426-34-MTP
		ARTEP 5-427-10-MTP
		ARTEP 5-427-35-MTP
		ARTEP 5-434-35-MTP
		ARTEP 5-435-67-MTP
		ARTEP 5-436-35-MTP
		ARTEP 5-436-37-MTP
		ARTEP 5-437-10-MTP
		ARTEP 5-437-11-MTP
		ARTEP 5-437-36-MTP
		ARTEP 5-437-38-MTP
		ARTEP 5-443-10-MTP
		ARTEP 5-443-12-MTP
		ARTEP 5-443-14-MTP
		ARTEP 5-443-35-MTP
		ARTEP 5-445-64-MTP
		ARTEP 5-445-66-MTP
		ARTEP 5-446-34-MTP
		ARTEP 5-446-36-MTP
		ARTEP 5-447-10-MTP
		ARTEP 5-447-11-MTP
		ARTEP 5-447-35-MTP
		ARTEP 5-447-37-MTP
		ARTEP 5-463-10-MTP
		ARTEP 5-463-12-MTP
		ARTEP 5-463-15-MTP
		ARTEP 5-463-17-MTP
		ARTEP 5-463-35-MTP
		ARTEP 5-463-36-MTP
		ARTEP 5-473-35-MTP
		ARTEP 5-493-38-MTP
		ARTEP 5-500-22-MTP
		ARTEP 5-500-24-MTP
		ARTEP 5-500-66-MTP
		ARTEP 5-510-10-MTP
		ARTEP 5-510-12-MTP
		ARTEP 5-520-10-MTP
		ARTEP 5-520-12-MTP
		ARTEP 5-520-14-MTP
		ARTEP 5-530-10-MTP
		ARTEP 5-530-12-MTP
		ARTEP 5-530-14-MTP
		ARTEP 5-530-16-MTP
		ARTEP 5-540-10-MTP
		ARTEP 5-540-11-MTP
		ARTEP 5-540-12-MTP
		ARTEP 5-540-13-MTP
		ARTEP 5-540-14-MTP
		ARTEP 5-603-35-MTP
		ARTEP 5-605-66-MTP
		ARTEP 5-606-34-MTP



**SUPPORTING COLLECTIVE TASKS**

Task Number	Task Title	References
07-3-1112.05-T01A	React to an Ambush	ARTEP 5-607-15-MTP ARTEP 5-607-16-MTP ARTEP 5-607-17-MTP ARTEP 5-607-35-MTP ARTEP 5-608-15-MTP ARTEP 5-608-16-MTP ARTEP 5-608-17-MTP ARTEP 5-608-35-MTP ARTEP 5-616-34-MTP ARTEP 5-617-10-MTP ARTEP 5-617-11-MTP ARTEP 5-617-35-MTP ARTEP 5-025-66-MTP ARTEP 5-026-34-MTP ARTEP 5-027-10-MTP ARTEP 5-027-35-MTP ARTEP 5-053-11-MTP ARTEP 5-053-12-MTP ARTEP 5-053-35-MTP ARTEP 5-063-10-MTP ARTEP 5-063-11-MTP ARTEP 5-063-35-MTP ARTEP 5-113-11-MTP ARTEP 5-113-12-MTP ARTEP 5-113-35-MTP ARTEP 5-145-12-MTP ARTEP 5-145-32-MTP ARTEP 5-155-66-MTP ARTEP 5-156-34-MTP ARTEP 5-157-10-MTP ARTEP 5-157-35-MTP ARTEP 5-215-66-MTP ARTEP 5-216-34-MTP ARTEP 5-217-10-MTP ARTEP 5-217-35-MTP ARTEP 5-332-68-MTP ARTEP 5-335-60-MTP ARTEP 5-335-65-MTP ARTEP 5-335-70-MTP ARTEP 5-335-DRILL ARTEP 5-336-34-MTP ARTEP 5-337-10-MTP ARTEP 5-337-35-MTP ARTEP 5-402-33-MTP ARTEP 5-402-68-MTP ARTEP 5-412-68-MTP ARTEP 5-412-69-MTP ARTEP 5-413-35-MTP ARTEP 5-416-14-MTP ARTEP 5-416-34-MTP ARTEP 5-417-13-MTP ARTEP 5-417-17-MTP ARTEP 5-417-35-MTP

**SUPPORTING COLLECTIVE TASKS**

<b>Task Number</b>	<b>Task Title</b>	<b>References</b>
		ARTEP 5-423-11-MTP
		ARTEP 5-423-35-MTP
		ARTEP 5-424-35-MTP
		ARTEP 5-425-66-MTP
		ARTEP 5-426-34-MTP
		ARTEP 5-427-10-MTP
		ARTEP 5-427-35-MTP
		ARTEP 5-434-35-MTP
		ARTEP 5-435-66-MTP
		ARTEP 5-435-67-MTP
		ARTEP 5-436-35-MTP
		ARTEP 5-436-37-MTP
		ARTEP 5-437-10-MTP
		ARTEP 5-437-11-MTP
		ARTEP 5-437-36-MTP
		ARTEP 5-437-38-MTP
		ARTEP 5-443-10-MTP
		ARTEP 5-443-12-MTP
		ARTEP 5-443-14-MTP
		ARTEP 5-443-35-MTP
		ARTEP 5-445-64-MTP
		ARTEP 5-445-66-MTP
		ARTEP 5-446-34-MTP
		ARTEP 5-446-36-MTP
		ARTEP 5-447-10-MTP
		ARTEP 5-447-11-MTP
		ARTEP 5-447-35-MTP
		ARTEP 5-447-37-MTP
		ARTEP 5-463-10-MTP
		ARTEP 5-463-12-MTP
		ARTEP 5-463-15-MTP
		ARTEP 5-463-17-MTP
		ARTEP 5-463-35-MTP
		ARTEP 5-463-36-MTP
		ARTEP 5-473-35-MTP
		ARTEP 5-493-38-MTP
		ARTEP 5-500-21-MTP
		ARTEP 5-500-22-MTP
		ARTEP 5-500-24-MTP
		ARTEP 5-500-66-MTP
		ARTEP 5-510-10-MTP
		ARTEP 5-510-12-MTP
		ARTEP 5-520-10-MTP
		ARTEP 5-520-12-MTP
		ARTEP 5-520-14-MTP
		ARTEP 5-530-10-MTP
		ARTEP 5-530-12-MTP
		ARTEP 5-530-14-MTP
		ARTEP 5-530-16-MTP
		ARTEP 5-540-10-MTP
		ARTEP 5-540-11-MTP
		ARTEP 5-540-12-MTP
		ARTEP 5-540-13-MTP

**SUPPORTING COLLECTIVE TASKS**

Task Number	Task Title	References
10-2-0318.05-T01A	Perform Unit Graves Registration (GRREG) Operations	ARTEP 5-540-14-MTP ARTEP 5-601-70-MTP ARTEP 5-602-68-MTP ARTEP 5-603-35-MTP ARTEP 5-605-66-MTP ARTEP 5-606-34-MTP ARTEP 5-607-15-MTP ARTEP 5-607-16-MTP ARTEP 5-607-17-MTP ARTEP 5-607-35-MTP ARTEP 5-608-15-MTP ARTEP 5-608-16-MTP ARTEP 5-608-17-MTP ARTEP 5-608-35-MTP ARTEP 5-616-34-MTP ARTEP 5-617-10-MTP ARTEP 5-617-11-MTP ARTEP 5-617-35-MTP ARTEP 5-026-34-MTP  ARTEP 5-027-10-MTP ARTEP 5-027-35-MTP ARTEP 5-053-11-MTP ARTEP 5-053-12-MTP ARTEP 5-053-35-MTP ARTEP 5-063-10-MTP ARTEP 5-063-11-MTP ARTEP 5-063-35-MTP ARTEP 5-113-11-MTP ARTEP 5-113-12-MTP ARTEP 5-113-35-MTP ARTEP 5-145-12-MTP ARTEP 5-145-32-MTP ARTEP 5-156-34-MTP ARTEP 5-157-10-MTP ARTEP 5-157-35-MTP ARTEP 5-216-34-MTP ARTEP 5-217-10-MTP ARTEP 5-217-35-MTP ARTEP 5-335-60-MTP ARTEP 5-335-65-MTP ARTEP 5-335-70-MTP ARTEP 5-336-34-MTP ARTEP 5-337-10-MTP ARTEP 5-337-35-MTP ARTEP 5-413-35-MTP ARTEP 5-416-14-MTP ARTEP 5-416-34-MTP ARTEP 5-417-13-MTP ARTEP 5-417-17-MTP ARTEP 5-417-35-MTP ARTEP 5-423-11-MTP ARTEP 5-423-35-MTP

**SUPPORTING COLLECTIVE TASKS**

<b>Task Number</b>	<b>Task Title</b>	<b>References</b>
		ARTEP 5-424-35-MTP
		ARTEP 5-426-34-MTP
		ARTEP 5-427-10-MTP
		ARTEP 5-427-35-MTP
		ARTEP 5-434-35-MTP
		ARTEP 5-436-35-MTP
		ARTEP 5-436-37-MTP
		ARTEP 5-437-10-MTP
		ARTEP 5-437-11-MTP
		ARTEP 5-437-36-MTP
		ARTEP 5-437-38-MTP
		ARTEP 5-443-10-MTP
		ARTEP 5-443-12-MTP
		ARTEP 5-443-14-MTP
		ARTEP 5-443-35-MTP
		ARTEP 5-446-34-MTP
		ARTEP 5-446-36-MTP
		ARTEP 5-447-10-MTP
		ARTEP 5-447-11-MTP
		ARTEP 5-447-35-MTP
		ARTEP 5-447-37-MTP
		ARTEP 5-463-10-MTP
		ARTEP 5-463-12-MTP
		ARTEP 5-463-15-MTP
		ARTEP 5-463-17-MTP
		ARTEP 5-463-35-MTP
		ARTEP 5-463-36-MTP
		ARTEP 5-473-35-MTP
		ARTEP 5-493-38-MTP
		ARTEP 5-500-21-MTP
		ARTEP 5-500-22-MTP
		ARTEP 5-500-24-MTP
		ARTEP 5-510-10-MTP
		ARTEP 5-510-12-MTP
		ARTEP 5-520-10-MTP
		ARTEP 5-530-10-MTP
		ARTEP 5-530-12-MTP
		ARTEP 5-540-10-MTP
		ARTEP 5-540-11-MTP
		ARTEP 5-540-12-MTP
		ARTEP 5-540-13-MTP
		ARTEP 5-603-35-MTP
		ARTEP 5-606-34-MTP
		ARTEP 5-607-15-MTP
		ARTEP 5-607-16-MTP
		ARTEP 5-607-17-MTP
		ARTEP 5-607-35-MTP
		ARTEP 5-608-15-MTP
		ARTEP 5-608-16-MTP
		ARTEP 5-608-17-MTP
		ARTEP 5-608-35-MTP
		ARTEP 5-616-34-MTP
		ARTEP 5-617-35-MTP

## OPFOR TASKS AND STANDARDS

**TASK:** Surrender to the Capturing Unit on the Battlefield (5-OPFOR-0024)

**CONDITION:** The enemy has captured the opposing forces (OPFOR) element's soldiers, documents, and equipment sensitive to the OPFOR tactical operations.

**STANDARD:** The OPFOR soldiers retain or destroy documents and equipment. The OPFOR element surrenders documents and equipment of no tactical use to the enemy and attempts to conceal or destroy items of tactical value. The OPFOR element attempts escape and evasion. 1. Prevents the successful capture of documents and equipment. 2. Destroys documents and equipment. 3. Removes identifying markings from equipment. 4. Removes unit-identifying insignia. 5. Provides misleading information. 6. Plans an escape. 7. Delays movement to the nearest collection point. 8. Prevents safeguarding of enemy prisoners of war (EPWs) in order to cause embarrassment to the United States (US).

**TASK:** Conduct an Ambush (5-OPFOR-0007)

**CONDITION:** The enemy is moving in a convoy. The opposing forces (OPFOR) element is positioned along the enemy's route.

**STANDARD:** The OPFOR element inflicts casualties on the enemy and causes vehicle and equipment damage. 1. Prepares an ambush site before the element arrives. 2. Surprises march element forces. 3. Inflicts heavy casualties within the designated kill zone. 4. Inflicts heavy damage to vehicles and equipment within the designated kill zone. 5. Delays the march element from reaching a specified destination for a specified period of time. 6. Withdraws on order. 7. Sustains no casualties. 8. Reports actions to superiors.

**TASK:** Disrupt Movement (5-OPFOR-0014)

**CONDITION:** The enemy is expected to move through the opposing forces (OPFOR) element's area of operations. The OPFOR element has received an operation order (OPORD) or fragmentary order (FRAGO) to disrupt enemy movement. The enemy has the capability to defend with direct fire and antiarmor weapons.

**STANDARD:** The OPFOR element delays enemy movement. 1. Delays the element. 2. Forces the element to deviate from its route. 3. Prevents the element from reaching its destination. 4. Surprises the element's main body.

**TASK:** Disrupt a Route Reconnaissance (5-OPFOR-0021)

**CONDITION:** The enemy is conducting a route reconnaissance. The opposing forces (OPFOR) element is positioned along the enemy's route.

**STANDARD:** The OPFOR element attempts to disrupt a squad/section conducting a route reconnaissance. 1. Prevents the unit from meeting its specified time schedule. 2. Forces the unit to deviate from its specified route. 3. Prevents the unit from reaching its assigned destination. 4. Surprises the squad/section. 5. Inflicts casualties on the unit.

**TASK:** Disrupt a Net Control Station (NCS) (5-OPFOR-0019)

**CONDITION:** The enemy has established a NCS. The opposing forces (OPFOR) element has radio and jamming equipment.

**STANDARD:** The OPFOR element attempts to disrupt an NCS. 1. Attempts to locate the radio frequency that the unit is operating on. 2. Attempts to enter the radio net. 3. Attempts to issue "bogus" orders to a unit on the net. 4. Jams the radio frequency and forces the unit to go to an alternate frequency.

**TASK:** Disrupt Construction of Vehicle Fighting Positions (5-OPFOR-0020)

**CONDITION:** The opposing forces (OPFOR) element has located the enemy. The priority intelligence requirements (PIR) and other intelligence obtained by OPFOR patrols indicate the enemy is constructing vehicle fighting positions within its defensive area. The OPFOR element has automatic and antiarmor weapons and light mortars.

**STANDARD:** The OPFOR element attempts to disrupt the enemy's efforts to establish vehicle fighting positions. 1. Locates the defensive area. 2. Surprises the main body. 3. Penetrates the defensive area with squad-size probes. 4. Inflicts casualties on the unit. 5. Destroys vehicles. 6. Disrupts the unit's preparations (prevents or delays beyond the unit's allotted time).

**TASK:** Defeat Obstacles (5-OPFOR-0009)

**CONDITION:** The opposing forces (OPFOR) element encounters an obstacle that blocks the avenue of approach as it advances upon the enemy forces.

**STANDARD:** The OPFOR element bypasses or breaches the enemy obstacle. 1. Detects the obstacle before halting its main body. 2. Defeats the obstacle. a. Bypasses the obstacle without entering the engagement areas. b. Breaches the obstacle within 45 minutes and passes its entire force through the obstacle. 3. Does not incur degradation to the point that the mission must be discontinued.

**TASK:** Conduct an Attack (5-OPFOR-0008)

**CONDITION:** The enemy is conducting tactical operations. The opposing forces (OPFOR) element receives orders to attack the enemy, the area of occupation, or the main supply route (MSR) with smoke.

**STANDARD:** The OPFOR element disrupts the enemy's movement and smoke operations. 1. Determines the delivery method of the smoke attack. 2. Locates the target. 3. Delivers the smoke attack downwind. 4. Attacks the enemy with smoke, and surge attacks when the enemy responds to the smoke.

**TASK:** Conduct an Aerial Reconnaissance (5-OPFOR-0010)

**CONDITION:** The opposing forces (OPFOR) headquarters (HQ) element requires intelligence on the locations and identification of enemy elements. An aircraft is dispatched to take photographs and make a visual inspection of the enemy rear area.

**STANDARD:** The OPFOR element gathers photograph intelligence of the enemy. 1. Photographs the assigned sectors. 2. Makes quick visual checks where the ceiling is low. 3. Locates enemy positions in the area, particularly support and storage bases, and command and control (C2) facilities. 4. Sustains no loss of aircraft. 5. Reports priority intelligence requirements (PIR) and other information requirements to the OPFOR HQ.

**TASK:** Conduct Terrorist and Saboteur Attacks (5-OPFOR-0005)

**CONDITION:** The opposing forces (OPFOR) element dispatches small teams into the enemy's rear area to disrupt combat service support (CSS) operations.

**STANDARD:** The enemy sustains disrupted command and control (C2), destroyed equipment and supplies, and light casualties. 1. Locates rear support bases and C2 facilities. 2. Delays and disrupts CSS operations through probes. 3. Infiltrates CSS bases to conduct sabotage and terrorist activities. 4. Inflicts light casualties. 5. Destroys supplies and equipment.

**TASK:** Disrupt Defensive Preparations (5-OPFOR-0018)

**CONDITION:** The opposing forces (OPFOR) element has located the enemy. Priority intelligence requirements (PIR) and other intelligence requirements obtained by OPFOR patrols indicate that the enemy elements are establishing defensive positions. The OPFOR element has automatic and antiarmor weapons and light mortars.

**STANDARD:** The OPFOR element disrupts and delays the enemy's defensive preparations. 1. Locates and penetrates the enemy's security system. 2. Forces the enemy to delay defensive preparations. 3. Disrupts the enemy's obstacle preparations.

**TASK:** Disrupt Quartering Party Operations (5-OPFOR-0017)

**CONDITION:** The enemy is conducting quartering party operations. It has established an assembly area (AA) but has not moved in the main body.

**STANDARD:** The opposing forces (OPFOR) element attempts to disrupt quartering party operations and infiltrate the enemy's AA. 1. Locates the quartering party and the AA. 2. Surprises the main body. 3. Penetrates the AA with squad-size probes. 4. Inflicts personnel casualties and vehicle damage. 5. Disrupts the unit's preparations (prevents or delays beyond the unit's allotted time).

**TASK:** Disrupt Enemy Movement and Operations Using Tactical Nuclear Weapons (5-OPFOR-0016)

**CONDITION:** The opposing forces (OPFOR) element has located the enemy. Priority intelligence requirements (PIR) and other intelligence requirements have been obtained by OPFOR patrols. Tactical nuclear weapons are employed against key locations in the rear area.

**STANDARD:** The OPFOR element disrupts enemy movement and operations. 1. Disrupts or delays the movement of the enemy's equipment and supplies to the forward areas. 2. Destroys enemy equipment and supplies. 3. Inflicts a high rate of nuclear casualties among the enemy forces. 4. Denies the enemy the use of specified areas. 5. Contaminates the enemy's equipment and supplies.

**TASK:** Disrupt Enemy Movement and Operations Using Persistent and Nonpersistent Chemical Weapons (5-OPFOR-0015)

**CONDITION:** The opposing forces (OPFOR) element has located the enemy. Priority intelligence requirements (PIR) and other intelligence requirements have been obtained by OPFOR patrols. The OPFOR units deliver chemical agents, by means of conventional artillery weapons or aircraft, along selected supply routes and key bases in the rear area.

**STANDARD:** The OPFOR element disrupts enemy movement and operations using persistent and nonpersistent chemical weapons. 1. Delivers chemical agents in low and densely wooded areas. 2. Delays the movement of enemy supplies and equipment to the forward areas. 3. Restricts the movement of the enemy units in the rear area. 4. Channels the movement of enemy units into predesignated ambush areas. 5. Contaminates enemy supplies and equipment. 6. Inflicts a high rate of casualties on enemy forces.

**TASK:** Counter Passage of Lines (5-OPFOR-0012)

**CONDITION:** Enemy forces are in defensive positions, but they are expected to attempt passage-of-lines operations. The opposing forces (OPFOR) received orders to disrupt enemy passage-of-lines operations.

**STANDARD:** The OPFOR element delays or prevents enemy passage of lines. 1. Delays the passage. 2. Prevents the company from moving all personnel through the stationary unit. 3. Engages the main body of either the moving or the stationary unit.

**TASK:** Defend a Minefield (5-OPFOR-0023)

**CONDITION:** The enemy is conducting a minefield sweeping operation. The opposing forces (OPFOR) element has a minefield placed in the enemy's path. The minefield is under constant observation and fire.

**STANDARD:** The OPFOR element defends a minefield against an enemy element conducting a minefield sweeping operation. 1. Prevents the unit from detecting the obstacle. 2. Disrupts the minefield sweeping operation. 3. Prevents the unit from conducting the minefield sweeping operation, prevents the unit from moving all personnel through the breach or delays the completion of the minefield sweeping operation for more than 45 minutes.

**TASK:** Conduct Sniper Operations (5-OPFOR-0006)

**CONDITION:** The opposing forces (OPFOR) element has assigned snipers (regular or irregular elements) in the enemy's rear area along the main supply route (MSR) and near support sites.

**STANDARD:** The OPFOR element kills or wounds targets. 1. Sets up a well-concealed location. 2. Engages vehicle drivers or personnel on foot with short bursts of semiautomatic fire. 3. Kills or wounds selected targets. 4. Prevents the position from being discovered by enemy forces. 5. Evacuates the area without being spotted. 6. Reports all specified priority intelligence requirements (PIR) and other intelligence requirements to the OPFOR headquarters (HQ).

**TASK:** Conduct Air Attacks (5-OPFOR-0002)

**CONDITION:** The opposing forces (OPFOR) element in the rear area has forwarded the positions of the enemy support sites or the locations of moving elements. The OPFOR aircraft have been dispatched to attack enemy installations or convoys.

**STANDARD:** The OPFOR element attempts to delay, disrupt, or damage the enemy targets by air. 1. Locates the target (support sites or convoys). 2. Makes attack runs on the designated targets. 3. Inflicts heavy damage to the selected target. 4. Sustains no loss of aircraft. 5. Delays moving the force for more than one hour.

**TASK:** Conduct a Raid (5-OPFOR-0004)

**CONDITION:** The opposing forces (OPFOR) element has occupied an objective rally point and has orders to conduct a raid on a combat service support (CSS) base.

**STANDARD:** The OPFOR element infiltrates the enemy's base and destroys all of the targets. 1. Surprises the enemy forces. 2. Assaults the support base and accomplishes the assigned tasks. 3. Destroys the specified equipment and supplies. 4. Avoids being decisively engaged. 5. Withdraws all personnel from the objective areas within the time prescribed. 6. Obtains all priority intelligence requirements (PIR) from the raid site. 7. Sustains only light casualties from enemy fire.

**TASK:** Attack (5-OPFOR-0001)

**CONDITION:** The opposing forces (OPFOR) element has located the enemy. The priority intelligence requirements (PIR) and other intelligence requirements have been obtained by OPFOR patrols. The OPFOR element has automatic and antiarmor weapons and light mortars.



**STANDARD:** The OPFOR element attempts to seize the terrain, vehicles, or equipment. 1. Develops an attack plan. 2. Surprises the enemy unit's main body. 3. Initiates the attack using a scheme of maneuver that exploits the enemy's flanks, gaps, and weaknesses. 4. Uses covered and concealed routes to approach the enemy forces' flanks, gaps, or weakly held areas. 5. Employs indirect fire to support the attack. 6. Penetrates enemy defenses. 7. Destroys equipment and supplies. 8. Inflicts heavy casualties. 9. Isolates the combat service support (CSS) base by blocking reinforcements. 10. Forces enemy units to displace. 11. Avoids being fixed in one position. 12. Withdraws before the CSS base is reinforced with tactical combat forces.

**TASK:** Disrupt Assembly Area (AA) Activities (5-OPFOR-0013)

**CONDITION:** Intelligence reports indicate that platoon- and company-size enemy units are operating in the opposing forces (OPFOR) area of operations. Enemy units can defend from AAs with direct fire, antiarmor weapons, and indirect fire. The enemy has close air support (CAS) and nuclear, biological, and chemical (NBC) capabilities.

**STANDARD:** The OPFOR element locates and disrupts the enemy's AA activities. 1. Locates the element's AA. 2. Probes the AA with squad- or team-size elements. 3. Inflicts more than 5 percent casualties on the element. 4. Disrupts the element's preparations (prevents or delays beyond the element's allotted time).

**TASK:** Disrupt an Engineer Reconnaissance (5-OPFOR-0022)

**CONDITION:** The enemy is conducting an engineer reconnaissance. The opposing forces (OPFOR) element is positioned along the enemy's route.

**STANDARD:** The OPFOR element disrupts an engineer reconnaissance. 1. Prevents the unit from meeting its specified time schedule. 2. Forces the unit to deviate from its specified route. 3. Prevents the unit from accomplishing its assigned engineer reconnaissance. 4. Surprises the unit conducting the reconnaissance.

**TASK:** Maintain Contact (5-OPFOR-0003)

**CONDITION:** The opposing forces (OPFOR) element is engaged with enemy base defense forces. The enemy forces are withdrawing under pressure.

**STANDARD:** The OPFOR element maintains enemy contact while the enemy withdraws. 1. Engages the enemy forces decisively. 2. Advances the OPFOR as the enemy forces withdraw. 3. Inflicts heavy casualties. 4. Captures the members of the enemy force. 5. Captures documents and equipment. 6. Safeguards captured documents, equipment, and personnel.

**ELEMENTS:** Team Headquarters  
Heavy Diving Section

**TASK:** Evacuate a Diving Casualty (05-5-0975)  
(FM 8-10-6) (AR 611-75) (FM 20-11)  
(FM 21-11)

**ITERATION:** 1 2 3 4 5 (Circle)

**COMMANDER/LEADER ASSESSMENT:** T P U (Circle)

**CONDITIONS:** The team is deployed in a secured area of operation (AO) with an established diving station and is given a diver with a diving injury requiring evacuation for recompression treatment therapy. This task should not be trained in MOPP4.

**TASK STANDARDS:** The team conducts evacuation without causing further injury to the diver and conducts treatment procedures according to current treatment protocol.

TASK STEPS AND PERFORMANCE MEASURES	GO	NO-GO
* 1. The team leader evaluates the casualty's condition and supervises the evacuation. <ul style="list-style-type: none"> <li>a. Evaluated the diving casualty.</li> <li>b. Consulted with the master diver/diving medical officer for the proper course of action (COA).</li> <li>c. Determined the most effective means of transportation.</li> <li>d. Requested the most expedient means of transportation for the evacuation.</li> <li>e. Supervised the casualty's preparation for evacuation.</li> <li>f. Ensured that recompression chamber personnel and/or the medical facilities were notified.</li> </ul>		
* 2. The team leader sends a report to higher headquarters (HQ) according to the unit standing operating procedure (SOP).		

TASK PERFORMANCE / EVALUATION SUMMARY BLOCK							
ITERATION	1	2	3	4	5		TOTAL
TOTAL TASK STEPS EVALUATED							
TOTAL TASK STEPS "GO"							
TRAINING STATUS "GO"/"NO-GO"							

"\*" indicates a leader task step.

**SUPPORTING INDIVIDUAL TASKS**

Task Number	Task Title	References
081-831-0101	Request Medical Evacuation	STP 21-24-SMCT
081-831-1040	Transport a Casualty Using a One-Man Carry	STP 21-1-SMCT
081-831-1041	Transport a Casualty Using a Two-Man Carry or an Improvised Litter	STP 21-1-SMCT
121-030-3534	Report Casualties	STP 21-24-SMCT

**SUPPORTING COLLECTIVE TASKS: NONE****OPFOR TASKS AND STANDARDS**

**TASK:** Surrender to the Capturing Unit on the Battlefield (5-OPFOR-0024)

**CONDITION:** The enemy has captured the opposing forces (OPFOR) element's soldiers, documents, and equipment sensitive to the OPFOR tactical operations.

**STANDARD:** The OPFOR soldiers retain or destroy documents and equipment. The OPFOR element surrenders documents and equipment of no tactical use to the enemy and attempts to conceal or destroy items of tactical value. The OPFOR element attempts escape and evasion. 1. Prevents the successful capture of documents and equipment. 2. Destroys documents and equipment. 3. Removes identifying markings from equipment. 4. Removes unit-identifying insignia. 5. Provides misleading information. 6. Plans an escape. 7. Delays movement to the nearest collection point. 8. Prevents safeguarding of enemy prisoners of war (EPWs) in order to cause embarrassment to the United States (US).

**TASK:** Conduct a Raid (5-OPFOR-0004)

**CONDITION:** The opposing forces (OPFOR) element has occupied an objective rally point and has orders to conduct a raid on a combat service support (CSS) base.

**STANDARD:** The OPFOR element infiltrates the enemy's base and destroys all of the targets. 1. Surprises the enemy forces. 2. Assaults the support base and accomplishes the assigned tasks. 3. Destroys the specified equipment and supplies. 4. Avoids being decisively engaged. 5. Withdraws all personnel from the objective areas within the time prescribed. 6. Obtains all priority intelligence requirements (PIR) from the raid site. 7. Sustains only light casualties from enemy fire.

**TASK:** Conduct an Aerial Reconnaissance (5-OPFOR-0010)

**CONDITION:** The opposing forces (OPFOR) headquarters (HQ) element requires intelligence on the locations and identification of enemy elements. An aircraft is dispatched to take photographs and make a visual inspection of the enemy rear area.

**STANDARD:** The OPFOR element gathers photograph intelligence of the enemy. 1. Photographs the assigned sectors. 2. Makes quick visual checks where the ceiling is low. 3. Locates enemy positions in the area, particularly support and storage bases, and command and control (C2) facilities. 4. Sustains no loss of aircraft. 5. Reports priority intelligence requirements (PIR) and other information requirements to the OPFOR HQ.

**TASK:** Defeat Obstacles (5-OPFOR-0009)

**CONDITION:** The opposing forces (OPFOR) element encounters an obstacle that blocks the avenue of approach as it advances upon the enemy forces.

**STANDARD:** The OPFOR element bypasses or breaches the enemy obstacle. 1. Detects the obstacle before halting its main body. 2. Defeats the obstacle. a. Bypasses the obstacle without entering the engagement areas. b. Breaches the obstacle within 45 minutes and passes its entire force through the obstacle. 3. Does not incur degradation to the point that the mission must be discontinued.

**TASK:** Conduct an Attack (5-OPFOR-0008)

**CONDITION:** The enemy is conducting tactical operations. The opposing forces (OPFOR) element receives orders to attack the enemy, the area of occupation, or the main supply route (MSR) with smoke.

**STANDARD:** The OPFOR element disrupts the enemy's movement and smoke operations. 1. Determines the delivery method of the smoke attack. 2. Locates the target. 3. Delivers the smoke attack downwind. 4. Attacks the enemy with smoke, and surge attacks when the enemy responds to the smoke.

**TASK:** Disrupt Construction of Vehicle Fighting Positions (5-OPFOR-0020)

**CONDITION:** The opposing forces (OPFOR) element has located the enemy. The priority intelligence requirements (PIR) and other intelligence obtained by OPFOR patrols indicate the enemy is constructing vehicle fighting positions within its defensive area. The OPFOR element has automatic and antiarmor weapons and light mortars.

**STANDARD:** The OPFOR element attempts to disrupt the enemy's efforts to establish vehicle fighting positions. 1. Locates the defensive area. 2. Surprises the main body. 3. Penetrates the defensive area with squad-size probes. 4. Inflicts casualties on the unit. 5. Destroys vehicles. 6. Disrupts the unit's preparations (prevents or delays beyond the unit's allotted time).

**TASK:** Disrupt an Engineer Reconnaissance (5-OPFOR-0022)

**CONDITION:** The enemy is conducting an engineer reconnaissance. The opposing forces (OPFOR) element is positioned along the enemy's route.

**STANDARD:** The OPFOR element disrupts an engineer reconnaissance. 1. Prevents the unit from meeting its specified time schedule. 2. Forces the unit to deviate from its specified route. 3. Prevents the unit from accomplishing its assigned engineer reconnaissance. 4. Surprises the unit conducting the reconnaissance.

**TASK:** Conduct an Ambush (5-OPFOR-0007)

**CONDITION:** The enemy is moving in a convoy. The opposing forces (OPFOR) element is positioned along the enemy's route.

**STANDARD:** The OPFOR element inflicts casualties on the enemy and causes vehicle and equipment damage. 1. Prepares an ambush site before the element arrives. 2. Surprises march element forces. 3. Inflicts heavy casualties within the designated kill zone. 4. Inflicts heavy damage to vehicles and equipment within the designated kill zone. 5. Delays the march element from reaching a specified destination for a specified period of time. 6. Withdraws on order. 7. Sustains no casualties. 8. Reports actions to superiors.

**TASK:** Conduct Terrorist and Saboteur Attacks (5-OPFOR-0005)

**CONDITION:** The opposing forces (OPFOR) element dispatches small teams into the enemy's rear area to disrupt combat service support (CSS) operations.

**STANDARD:** The enemy sustains disrupted command and control (C2), destroyed equipment and supplies, and light casualties. 1. Locates rear support bases and C2 facilities. 2. Delays and disrupts CSS operations through probes. 3. Infiltrates CSS bases to conduct sabotage and terrorist activities. 4. Inflicts light casualties. 5. Destroys supplies and equipment.

**TASK:** Defend a Minefield (5-OPFOR-0023)

**CONDITION:** The enemy is conducting a minefield sweeping operation. The opposing forces (OPFOR) element has a minefield placed in the enemy's path. The minefield is under constant observation and fire.

**STANDARD:** The OPFOR element defends a minefield against an enemy element conducting a minefield sweeping operation. 1. Prevents the unit from detecting the obstacle. 2. Disrupts the minefield sweeping operation. 3. Prevents the unit from conducting the minefield sweeping operation, prevents the unit from moving all personnel through the breach or delays the completion of the minefield sweeping operation for more than 45 minutes.

**TASK:** Maintain Contact (5-OPFOR-0003)

**CONDITION:** The opposing forces (OPFOR) element is engaged with enemy base defense forces. The enemy forces are withdrawing under pressure.

**STANDARD:** The OPFOR element maintains enemy contact while the enemy withdraws. 1. Engages the enemy forces decisively. 2. Advances the OPFOR as the enemy forces withdraw. 3. Inflicts heavy casualties. 4. Captures the members of the enemy force. 5. Captures documents and equipment. 6. Safeguards captured documents, equipment, and personnel.

**TASK:** Disrupt a Net Control Station (NCS) (5-OPFOR-0019)

**CONDITION:** The enemy has established a NCS. The opposing forces (OPFOR) element has radio and jamming equipment.

**STANDARD:** The OPFOR element attempts to disrupt an NCS. 1. Attempts to locate the radio frequency that the unit is operating on. 2. Attempts to enter the radio net. 3. Attempts to issue "bogus" orders to a unit on the net. 4. Jams the radio frequency and forces the unit to go to an alternate frequency.

**TASK:** Disrupt Defensive Preparations (5-OPFOR-0018)

**CONDITION:** The opposing forces (OPFOR) element has located the enemy. Priority intelligence requirements (PIR) and other intelligence requirements obtained by OPFOR patrols indicate that the enemy elements are establishing defensive positions. The OPFOR element has automatic and antiarmor weapons and light mortars.

**STANDARD:** The OPFOR element disrupts and delays the enemy's defensive preparations. 1. Locates and penetrates the enemy's security system. 2. Forces the enemy to delay defensive preparations. 3. Disrupts the enemy's obstacle preparations.

**TASK:** Disrupt Enemy Movement and Operations Using Tactical Nuclear Weapons (5-OPFOR-0016)

**CONDITION:** The opposing forces (OPFOR) element has located the enemy. Priority intelligence requirements (PIR) and other intelligence requirements have been obtained by OPFOR patrols. Tactical nuclear weapons are employed against key locations in the rear area.

**STANDARD:** The OPFOR element disrupts enemy movement and operations. 1. Disrupts or delays the movement of the enemy's equipment and supplies to the forward areas. 2. Destroys enemy equipment and supplies. 3. Inflicts a high rate of nuclear casualties among the enemy forces. 4. Denies the enemy the use of specified areas. 5. Contaminates the enemy's equipment and supplies.

**TASK:** Disrupt Quartering Party Operations (5-OPFOR-0017)

**CONDITION:** The enemy is conducting quartering party operations. It has established an assembly area (AA) but has not moved in the main body.

**STANDARD:** The opposing forces (OPFOR) element attempts to disrupt quartering party operations and infiltrate the enemy's AA. 1. Locates the quartering party and the AA. 2. Surprises the main body. 3. Penetrates the AA with squad-size probes. 4. Inflicts personnel casualties and vehicle damage. 5. Disrupts the unit's preparations (prevents or delays beyond the unit's allotted time).

**TASK:** Disrupt Enemy Movement and Operations Using Persistent and Nonpersistent Chemical Weapons (5-OPFOR-0015)

**CONDITION:** The opposing forces (OPFOR) element has located the enemy. Priority intelligence requirements (PIR) and other intelligence requirements have been obtained by OPFOR patrols. The OPFOR units deliver chemical agents, by means of conventional artillery weapons or aircraft, along selected supply routes and key bases in the rear area.

**STANDARD:** The OPFOR element disrupts enemy movement and operations using persistent and nonpersistent chemical weapons. 1. Delivers chemical agents in low and densely wooded areas. 2. Delays the movement of enemy supplies and equipment to the forward areas. 3. Restricts the movement of the enemy units in the rear area. 4. Channels the movement of enemy units into predesignated ambush areas. 5. Contaminates enemy supplies and equipment. 6. Inflicts a high rate of casualties on enemy forces.

**TASK:** Disrupt Movement (5-OPFOR-0014)

**CONDITION:** The enemy is expected to move through the opposing forces (OPFOR) element's area of operations. The OPFOR element has received an operation order (OPORD) or fragmentary order (FRAGO) to disrupt enemy movement. The enemy has the capability to defend with direct fire and antiarmor weapons.

**STANDARD:** The OPFOR element delays enemy movement. 1. Delays the element. 2. Forces the element to deviate from its route. 3. Prevents the element from reaching its destination. 4. Surprises the element's main body.

**TASK:** Counter Passage of Lines (5-OPFOR-0012)

**CONDITION:** Enemy forces are in defensive positions, but they are expected to attempt passage-of-lines operations. The opposing forces (OPFOR) received orders to disrupt enemy passage-of-lines operations.

**STANDARD:** The OPFOR element delays or prevents enemy passage of lines. 1. Delays the passage. 2. Prevents the company from moving all personnel through the stationary unit. 3. Engages the main body of either the moving or the stationary unit.

**TASK:** Disrupt Assembly Area (AA) Activities (5-OPFOR-0013)

**CONDITION:** Intelligence reports indicate that platoon- and company-size enemy units are operating in the opposing forces (OPFOR) area of operations. Enemy units can defend from AAs with direct fire, antiarmor weapons, and indirect fire. The enemy has close air support (CAS) and nuclear, biological, and chemical (NBC) capabilities.

**STANDARD:** The OPFOR element locates and disrupts the enemy's AA activities. 1. Locates the element's AA. 2. Probes the AA with squad- or team-size elements. 3. Inflicts more than 5 percent casualties on the element. 4. Disrupts the element's preparations (prevents or delays beyond the element's allotted time).

**TASK:** Attack (5-OPFOR-0001)

**CONDITION:** The opposing forces (OPFOR) element has located the enemy. The priority intelligence requirements (PIR) and other intelligence requirements have been obtained by OPFOR patrols. The OPFOR element has automatic and antiarmor weapons and light mortars.

**STANDARD:** The OPFOR element attempts to seize the terrain, vehicles, or equipment. 1. Develops an attack plan. 2. Surprises the enemy unit's main body. 3. Initiates the attack using a scheme of maneuver that exploits the enemy's flanks, gaps, and weaknesses. 4. Uses covered and concealed routes to approach the enemy forces' flanks, gaps, or weakly held areas. 5. Employs indirect fire to support the attack. 6. Penetrates enemy defenses. 7. Destroys equipment and supplies. 8. Inflicts heavy casualties. 9. Isolates the combat service support (CSS) base by blocking reinforcements. 10. Forces enemy units to displace. 11. Avoids being fixed in one position. 12. Withdraws before the CSS base is reinforced with tactical combat forces.

**TASK:** Conduct Air Attacks (5-OPFOR-0002)

**CONDITION:** The opposing forces (OPFOR) element in the rear area has forwarded the positions of the enemy support sites or the locations of moving elements. The OPFOR aircraft have been dispatched to attack enemy installations or convoys.

**STANDARD:** The OPFOR element attempts to delay, disrupt, or damage the enemy targets by air. 1. Locates the target (support sites or convoys). 2. Makes attack runs on the designated targets. 3. Inflicts heavy damage to the selected target. 4. Sustains no loss of aircraft. 5. Delays moving the force for more than one hour.

**TASK:** Conduct Sniper Operations (5-OPFOR-0006)

**CONDITION:** The opposing forces (OPFOR) element has assigned snipers (regular or irregular elements) in the enemy's rear area along the main supply route (MSR) and near support sites.

**STANDARD:** The OPFOR element kills or wounds targets. 1. Sets up a well-concealed location. 2. Engages vehicle drivers or personnel on foot with short bursts of semiautomatic fire. 3. Kills or wounds selected targets. 4. Prevents the position from being discovered by enemy forces. 5. Evacuates the area without being spotted. 6. Reports all specified priority intelligence requirements (PIR) and other intelligence requirements to the OPFOR headquarters (HQ).

**TASK:** Disrupt a Route Reconnaissance (5-OPFOR-0021)

**CONDITION:** The enemy is conducting a route reconnaissance. The opposing forces (OPFOR) element is positioned along the enemy's route.

**STANDARD:** The OPFOR element attempts to disrupt a squad/section conducting a route reconnaissance. 1. Prevents the unit from meeting its specified time schedule. 2. Forces the unit to deviate from its specified route. 3. Prevents the unit from reaching its assigned destination. 4. Surprises the squad/section. 5. Inflicts casualties on the unit.

**ELEMENTS:** Team Headquarters  
Heavy Diving Section

**TASK:** Install Underwater Pipelines (05-5-0978)  
(FM 5-482) (FM 20-11)

**ITERATION:** 1 2 3 4 5 (Circle)

**COMMANDER/LEADER ASSESSMENT:** T P U (Circle)

**CONDITIONS:** The team is deployed with an established diving station and given an operation order (OPORD), all required supplies, and the task to install an underwater pipeline. This task should not be trained in MOPP4.

**TASK STANDARDS:** The team installs an underwater pipeline according to the OPORD.

TASK STEPS AND PERFORMANCE MEASURES	GO	NO-GO
* 1. The team leader prepares for the pipeline installation. <ul style="list-style-type: none"> <li>a. Determined the logistical requirements.</li> <li>b. Determined the materials required.</li> <li>c. Determined the pipeline's location.</li> <li>d. Developed the installation plan.</li> </ul> 2. The diving team installs the pipeline. <ul style="list-style-type: none"> <li>a. Installed the control valve assembly.</li> <li>b. Positioned the pipeline along the required path.</li> <li>c. Installed the plug valve assembly.</li> <li>d. Installed the plug valve marker buoy.</li> <li>e. Installed the pipeline anchors, as required.</li> </ul> * 3. The team leader sends reports to higher headquarters (HQ) according to the unit standing operating procedure (SOP).		

TASK PERFORMANCE / EVALUATION SUMMARY BLOCK							
ITERATION	1	2	3	4	5		TOTAL
TOTAL TASK STEPS EVALUATED							
TOTAL TASK STEPS "GO"							
TRAINING STATUS "GO"/"NO-GO"							

“\*” indicates a leader task step.

**SUPPORTING INDIVIDUAL TASKS: NONE**

**SUPPORTING COLLECTIVE TASKS: NONE**

**OPFOR TASKS AND STANDARDS: NONE**



**ELEMENTS:** Team Headquarters  
Heavy Diving Section

**TASK:** Perform Emergency Medical Treatment for Diving Disorders Requiring Recompression Therapy (05-5-0979)

(FM 20-11)  
(FM 5-490)

(AR 611-75)

(FM 21-11)

**ITERATION:** 1 2 3 4 5 (Circle)

**COMMANDER/LEADER ASSESSMENT:** T P U (Circle)

**CONDITIONS:** The team is deployed with an established diving station and is given a diver with a diving injury or an abnormal diving profile requiring recompression treatment. A recompression chamber is available and operational. This task should not be trained in MOPP4.

**TASK STANDARDS:** Recompression treatment is conducted without causing further injury to the diver. Treatment procedures are performed according to current treatment protocol.

TASK STEPS AND PERFORMANCE MEASURES	GO	NO-GO
<ul style="list-style-type: none"> <li>* 1. The diving supervisor monitors treatment procedures.                             <ul style="list-style-type: none"> <li>a. Evaluated the patient to determine the proper diagnosis of one or more of the following conditions:                                     <ul style="list-style-type: none"> <li>(1) Pulmonary overinflation syndrome.</li> <li>(2) Decompression sickness.</li> <li>(3) Omitted decompression.</li> <li>(4) Decompression- or surface decompression-related symptoms.</li> </ul> </li> <li>b. Chose the applicable treatment protocol for the recompression chamber.                                     <ul style="list-style-type: none"> <li>(1) Supervised the team during the treatment protocol.</li> <li>(2) Ensured that the team adhered to the procedures of the selected treatment protocol.</li> </ul> </li> <li>c. Diagnosed any additional symptoms that presented themselves during the recompression treatment, such as--                                     <ul style="list-style-type: none"> <li>(1) Recurrences.</li> <li>(2) Oxygen toxicity.</li> <li>(3) Tension pneumothorax.</li> </ul> </li> </ul> </li> <li>2. The treatment team provides recompression treatment to the injured diver.                             <ul style="list-style-type: none"> <li>a. Performed first aid, as required.</li> <li>b. Manned assigned treatment/diving station positions.</li> <li>c. Performed specific tasks in their assigned positions.</li> </ul> </li> <li>* 3. The diving supervisor coordinates with the diving medical officer/medical authority for ancillary care or deviations from normal treatment (such as, pneumothorax or abort procedures for deceased patients).</li> <li>4. Qualified medical personnel administer ancillary care.</li> <li>* 5. The diving supervisor monitors posttreatment procedures.                             <ul style="list-style-type: none"> <li>a. Chose the applicable posttreatment procedure and provided instruction on the following:                                     <ul style="list-style-type: none"> <li>(1) Posttreatment vicinity rules.</li> <li>(2) Residual symptoms.</li> <li>(3) Flying after treatment.</li> <li>(4) Referral to medical facility.</li> </ul> </li> </ul> </li> </ul>		

TASK STEPS AND PERFORMANCE MEASURES	GO	NO-GO
b. Referred divers to the diving medical officer/medical authority before they resumed diving duty. c. Ensured that the chamber facility was ready for additional treatment.		
6. The chamber team places the chamber in a ready position for additional treatment.		
* 7. The diving supervisor completes and submits an incident report to higher headquarters (HQ). a. Verified completion of the treatment or diving log. b. Completed the accident report form, DA Form 285, as required. c. Reported the incident according to the unit standing operating procedure (SOP).		

TASK PERFORMANCE / EVALUATION SUMMARY BLOCK							
ITERATION	1	2	3	4	5		TOTAL
TOTAL TASK STEPS EVALUATED							
TOTAL TASK STEPS "GO"							
TRAINING STATUS "GO"/"NO-GO"							

“\*” indicates a leader task step.

**SUPPORTING INDIVIDUAL TASKS**

Task Number	Task Title	References
031-503-1004	Protect Yourself from Chemical and Biological Injury/Contamination Using Your M17-Series Protective Mask with Hood	STP 21-1-SMCT
031-503-1007	Decontaminate Your Skin and Personal Equipment Using an M258A1 Decontamination Kit	STP 21-1-SMCT
031-503-1015	Protect Yourself From NBC Injury/Contamination with Mission-Oriented Protective Posture (MOPP) Gear	STP 21-1-SMCT
081-831-1000	Evaluate a Casualty	STP 21-1-SMCT
081-831-1003	Clear an Object from the Throat of a Conscious Casualty	STP 21-1-SMCT
081-831-1005	Prevent Shock	STP 21-1-SMCT
081-831-1007	Give First Aid for Burns	STP 21-1-SMCT
081-831-1008	Give First Aid for Heat Injuries	STP 21-1-SMCT
081-831-1009	Give First Aid for Frostbite	STP 21-1-SMCT
081-831-1016	Put on a Field or Pressure Dressing	STP 21-1-SMCT
081-831-1017	Put on a Tourniquet	STP 21-1-SMCT
081-831-1025	Apply a Dressing to an Open Abdominal Wound	STP 21-1-SMCT
081-831-1026	Apply a Dressing to an Open Chest Wound	STP 21-1-SMCT
081-831-1031	Administer First Aid to a Nerve Agent Casualty (Buddy-Aid)	STP 21-1-SMCT
081-831-1033	Apply a Dressing to an Open Head Wound	STP 21-1-SMCT
081-831-1034	Splint a Suspected Fracture	STP 21-1-SMCT
081-831-1042	Perform Mouth-to-Mouth Resuscitation	STP 21-1-SMCT

**SUPPORTING COLLECTIVE TASKS: NONE****OPFOR TASKS AND STANDARDS**

**TASK:** Surrender to the Capturing Unit on the Battlefield (5-OPFOR-0024)

**CONDITION:** The enemy has captured the opposing forces (OPFOR) element's soldiers, documents, and equipment sensitive to the OPFOR tactical operations.

**STANDARD:** The OPFOR soldiers retain or destroy documents and equipment. The OPFOR element surrenders documents and equipment of no tactical use to the enemy and attempts to conceal or destroy items of tactical value. The OPFOR element attempts escape and evasion. 1. Prevents the successful capture of documents and equipment. 2. Destroys documents and equipment. 3. Removes identifying markings from equipment. 4. Removes unit-identifying insignia. 5. Provides misleading information. 6. Plans an escape. 7. Delays movement to the nearest collection point. 8. Prevents safeguarding of enemy prisoners of war (EPWs) in order to cause embarrassment to the United States (US).

**TASK:** Conduct a Raid (5-OPFOR-0004)

**CONDITION:** The opposing forces (OPFOR) element has occupied an objective rally point and has orders to conduct a raid on a combat service support (CSS) base.

**STANDARD:** The OPFOR element infiltrates the enemy's base and destroys all of the targets. 1. Surprises the enemy forces. 2. Assaults the support base and accomplishes the assigned tasks. 3. Destroys the specified equipment and supplies. 4. Avoids being decisively engaged. 5. Withdraws all personnel from the objective areas within the time prescribed. 6. Obtains all priority intelligence requirements (PIR) from the raid site. 7. Sustains only light casualties from enemy fire.

**TASK:** Conduct an Aerial Reconnaissance (5-OPFOR-0010)

**CONDITION:** The opposing forces (OPFOR) headquarters (HQ) element requires intelligence on the locations and identification of enemy elements. An aircraft is dispatched to take photographs and make a visual inspection of the enemy rear area.

**STANDARD:** The OPFOR element gathers photograph intelligence of the enemy. 1. Photographs the assigned sectors. 2. Makes quick visual checks where the ceiling is low. 3. Locates enemy positions in the area, particularly support and storage bases, and command and control (C2) facilities. 4. Sustains no loss of aircraft. 5. Reports priority intelligence requirements (PIR) and other information requirements to the OPFOR HQ.

**TASK:** Defeat Obstacles (5-OPFOR-0009)

**CONDITION:** The opposing forces (OPFOR) element encounters an obstacle that blocks the avenue of approach as it advances upon the enemy forces.

**STANDARD:** The OPFOR element bypasses or breaches the enemy obstacle. 1. Detects the obstacle before halting its main body. 2. Defeats the obstacle. a. Bypasses the obstacle without entering the engagement areas. b. Breaches the obstacle within 45 minutes and passes its entire force through the obstacle. 3. Does not incur degradation to the point that the mission must be discontinued.

**TASK:** Conduct an Attack (5-OPFOR-0008)

**CONDITION:** The enemy is conducting tactical operations. The opposing forces (OPFOR) element receives orders to attack the enemy, the area of occupation, or the main supply route (MSR) with smoke.

**STANDARD:** The OPFOR element disrupts the enemy's movement and smoke operations. 1. Determines the delivery method of the smoke attack. 2. Locates the target. 3. Delivers the smoke attack downwind. 4. Attacks the enemy with smoke, and surge attacks when the enemy responds to the smoke.

**TASK:** Disrupt Construction of Vehicle Fighting Positions (5-OPFOR-0020)

**CONDITION:** The opposing forces (OPFOR) element has located the enemy. The priority intelligence requirements (PIR) and other intelligence obtained by OPFOR patrols indicate the enemy is constructing vehicle fighting positions within its defensive area. The OPFOR element has automatic and antiarmor weapons and light mortars.

**STANDARD:** The OPFOR element attempts to disrupt the enemy's efforts to establish vehicle fighting positions. 1. Locates the defensive area. 2. Surprises the main body. 3. Penetrates the defensive area with squad-size probes. 4. Inflicts casualties on the unit. 5. Destroys vehicles. 6. Disrupts the unit's preparations (prevents or delays beyond the unit's allotted time).

**TASK:** Disrupt an Engineer Reconnaissance (5-OPFOR-0022)

**CONDITION:** The enemy is conducting an engineer reconnaissance. The opposing forces (OPFOR) element is positioned along the enemy's route.

**STANDARD:** The OPFOR element disrupts an engineer reconnaissance. 1. Prevents the unit from meeting its specified time schedule. 2. Forces the unit to deviate from its specified route. 3. Prevents the unit from accomplishing its assigned engineer reconnaissance. 4. Surprises the unit conducting the reconnaissance.

**TASK:** Conduct an Ambush (5-OPFOR-0007)

**CONDITION:** The enemy is moving in a convoy. The opposing forces (OPFOR) element is positioned along the enemy's route.

**STANDARD:** The OPFOR element inflicts casualties on the enemy and causes vehicle and equipment damage. 1. Prepares an ambush site before the element arrives. 2. Surprises march element forces. 3. Inflicts heavy casualties within the designated kill zone. 4. Inflicts heavy damage to vehicles and equipment within the designated kill zone. 5. Delays the march element from reaching a specified destination for a specified period of time. 6. Withdraws on order. 7. Sustains no casualties. 8. Reports actions to superiors.

**TASK:** Conduct Terrorist and Saboteur Attacks (5-OPFOR-0005)

**CONDITION:** The opposing forces (OPFOR) element dispatches small teams into the enemy's rear area to disrupt combat service support (CSS) operations.

**STANDARD:** The enemy sustains disrupted command and control (C2), destroyed equipment and supplies, and light casualties. 1. Locates rear support bases and C2 facilities. 2. Delays and disrupts CSS operations through probes. 3. Infiltrates CSS bases to conduct sabotage and terrorist activities. 4. Inflicts light casualties. 5. Destroys supplies and equipment.

**TASK:** Defend a Minefield (5-OPFOR-0023)

**CONDITION:** The enemy is conducting a minefield sweeping operation. The opposing forces (OPFOR) element has a minefield placed in the enemy's path. The minefield is under constant observation and fire.

**STANDARD:** The OPFOR element defends a minefield against an enemy element conducting a minefield sweeping operation. 1. Prevents the unit from detecting the obstacle. 2. Disrupts the minefield sweeping operation. 3. Prevents the unit from conducting the minefield sweeping operation, prevents the unit from moving all personnel through the breach or delays the completion of the minefield sweeping operation for more than 45 minutes.

**TASK:** Maintain Contact (5-OPFOR-0003)

**CONDITION:** The opposing forces (OPFOR) element is engaged with enemy base defense forces. The enemy forces are withdrawing under pressure.

**STANDARD:** The OPFOR element maintains enemy contact while the enemy withdraws. 1. Engages the enemy forces decisively. 2. Advances the OPFOR as the enemy forces withdraw. 3. Inflicts heavy casualties. 4. Captures the members of the enemy force. 5. Captures documents and equipment. 6. Safeguards captured documents, equipment, and personnel.

**TASK:** Disrupt a Net Control Station (NCS) (5-OPFOR-0019)

**CONDITION:** The enemy has established a NCS. The opposing forces (OPFOR) element has radio and jamming equipment.

**STANDARD:** The OPFOR element attempts to disrupt an NCS. 1. Attempts to locate the radio frequency that the unit is operating on. 2. Attempts to enter the radio net. 3. Attempts to issue "bogus" orders to a unit on the net. 4. Jams the radio frequency and forces the unit to go to an alternate frequency.

**TASK:** Disrupt Defensive Preparations (5-OPFOR-0018)

**CONDITION:** The opposing forces (OPFOR) element has located the enemy. Priority intelligence requirements (PIR) and other intelligence requirements obtained by OPFOR patrols indicate that the enemy elements are establishing defensive positions. The OPFOR element has automatic and antiarmor weapons and light mortars.

**STANDARD:** The OPFOR element disrupts and delays the enemy's defensive preparations. 1. Locates and penetrates the enemy's security system. 2. Forces the enemy to delay defensive preparations. 3. Disrupts the enemy's obstacle preparations.

**TASK:** Disrupt Enemy Movement and Operations Using Tactical Nuclear Weapons (5-OPFOR-0016)

**CONDITION:** The opposing forces (OPFOR) element has located the enemy. Priority intelligence requirements (PIR) and other intelligence requirements have been obtained by OPFOR patrols. Tactical nuclear weapons are employed against key locations in the rear area.

**STANDARD:** The OPFOR element disrupts enemy movement and operations. 1. Disrupts or delays the movement of the enemy's equipment and supplies to the forward areas. 2. Destroys enemy equipment and supplies. 3. Inflicts a high rate of nuclear casualties among the enemy forces. 4. Denies the enemy the use of specified areas. 5. Contaminates the enemy's equipment and supplies.

**TASK:** Disrupt Quartering Party Operations (5-OPFOR-0017)

**CONDITION:** The enemy is conducting quartering party operations. It has established an assembly area (AA) but has not moved in the main body.

**STANDARD:** The opposing forces (OPFOR) element attempts to disrupt quartering party operations and infiltrate the enemy's AA. 1. Locates the quartering party and the AA. 2. Surprises the main body. 3. Penetrates the AA with squad-size probes. 4. Inflicts personnel casualties and vehicle damage. 5. Disrupts the unit's preparations (prevents or delays beyond the unit's allotted time).

**TASK:** Disrupt Enemy Movement and Operations Using Persistent and Nonpersistent Chemical Weapons (5-OPFOR-0015)

**CONDITION:** The opposing forces (OPFOR) element has located the enemy. Priority intelligence requirements (PIR) and other intelligence requirements have been obtained by OPFOR patrols. The OPFOR units deliver chemical agents, by means of conventional artillery weapons or aircraft, along selected supply routes and key bases in the rear area.

**STANDARD:** The OPFOR element disrupts enemy movement and operations using persistent and nonpersistent chemical weapons. 1. Delivers chemical agents in low and densely wooded areas. 2. Delays the movement of enemy supplies and equipment to the forward areas. 3. Restricts the movement of the enemy units in the rear area. 4. Channels the movement of enemy units into predesignated ambush areas. 5. Contaminates enemy supplies and equipment. 6. Inflicts a high rate of casualties on enemy forces.

**TASK:** Disrupt Movement (5-OPFOR-0014)

**CONDITION:** The enemy is expected to move through the opposing forces (OPFOR) element's area of operations. The OPFOR element has received an operation order (OPORD) or fragmentary order (FRAGO) to disrupt enemy movement. The enemy has the capability to defend with direct fire and antiarmor weapons.

**STANDARD:** The OPFOR element delays enemy movement. 1. Delays the element. 2. Forces the element to deviate from its route. 3. Prevents the element from reaching its destination. 4. Surprises the element's main body.

**TASK:** Counter Passage of Lines (5-OPFOR-0012)

**CONDITION:** Enemy forces are in defensive positions, but they are expected to attempt passage-of-lines operations. The opposing forces (OPFOR) received orders to disrupt enemy passage-of-lines operations.

**STANDARD:** The OPFOR element delays or prevents enemy passage of lines. 1. Delays the passage. 2. Prevents the company from moving all personnel through the stationary unit. 3. Engages the main body of either the moving or the stationary unit.

**TASK:** Disrupt Assembly Area (AA) Activities (5-OPFOR-0013)

**CONDITION:** Intelligence reports indicate that platoon- and company-size enemy units are operating in the opposing forces (OPFOR) area of operations. Enemy units can defend from AAs with direct fire, antiarmor weapons, and indirect fire. The enemy has close air support (CAS) and nuclear, biological, and chemical (NBC) capabilities.

**STANDARD:** The OPFOR element locates and disrupts the enemy's AA activities. 1. Locates the element's AA. 2. Probes the AA with squad- or team-size elements. 3. Inflicts more than 5 percent casualties on the element. 4. Disrupts the element's preparations (prevents or delays beyond the element's allotted time).

**TASK:** Attack (5-OPFOR-0001)

**CONDITION:** The opposing forces (OPFOR) element has located the enemy. The priority intelligence requirements (PIR) and other intelligence requirements have been obtained by OPFOR patrols. The OPFOR element has automatic and antiarmor weapons and light mortars.

**STANDARD:** The OPFOR element attempts to seize the terrain, vehicles, or equipment. 1. Develops an attack plan. 2. Surprises the enemy unit's main body. 3. Initiates the attack using a scheme of maneuver that exploits the enemy's flanks, gaps, and weaknesses. 4. Uses covered and concealed routes to approach the enemy forces' flanks, gaps, or weakly held areas. 5. Employs indirect fire to support the attack. 6. Penetrates enemy defenses. 7. Destroys equipment and supplies. 8. Inflicts heavy casualties. 9. Isolates the combat service support (CSS) base by blocking reinforcements. 10. Forces enemy units to displace. 11. Avoids being fixed in one position. 12. Withdraws before the CSS base is reinforced with tactical combat forces.

**TASK:** Conduct Air Attacks (5-OPFOR-0002)

**CONDITION:** The opposing forces (OPFOR) element in the rear area has forwarded the positions of the enemy support sites or the locations of moving elements. The OPFOR aircraft have been dispatched to attack enemy installations or convoys.

**STANDARD:** The OPFOR element attempts to delay, disrupt, or damage the enemy targets by air. 1. Locates the target (support sites or convoys). 2. Makes attack runs on the designated targets. 3. Inflicts heavy damage to the selected target. 4. Sustains no loss of aircraft. 5. Delays moving the force for more than one hour.

**TASK:** Conduct Sniper Operations (5-OPFOR-0006)

**CONDITION:** The opposing forces (OPFOR) element has assigned snipers (regular or irregular elements) in the enemy's rear area along the main supply route (MSR) and near support sites.

**STANDARD:** The OPFOR element kills or wounds targets. 1. Sets up a well-concealed location. 2. Engages vehicle drivers or personnel on foot with short bursts of semiautomatic fire. 3. Kills or wounds selected targets. 4. Prevents the position from being discovered by enemy forces. 5. Evacuates the area without being spotted. 6. Reports all specified priority intelligence requirements (PIR) and other intelligence requirements to the OPFOR headquarters (HQ).

**TASK:** Disrupt a Route Reconnaissance (5-OPFOR-0021)

**CONDITION:** The enemy is conducting a route reconnaissance. The opposing forces (OPFOR) element is positioned along the enemy's route.

**STANDARD:** The OPFOR element attempts to disrupt a squad/section conducting a route reconnaissance. 1. Prevents the unit from meeting its specified time schedule. 2. Forces the unit to deviate from its specified route. 3. Prevents the unit from reaching its assigned destination. 4. Surprises the squad/section. 5. Inflicts casualties on the unit.

**ELEMENTS:** Team Headquarters  
Heavy Diving Section

**TASK:** Maintain Underwater Pipelines (05-5-0980) (FM 5-490) (FM 20-11) (FM 5-482)

**ITERATION:** 1 2 3 4 5 (Circle)

**COMMANDER/LEADER ASSESSMENT:** T P U (Circle)

**CONDITIONS:** The team is deployed with an established diving station and an underwater pipeline. This task should not be trained in MOPP4.

**TASK STANDARDS:** The team performs maintenance according to applicable technical manuals (TMs).

TASK STEPS AND PERFORMANCE MEASURES	GO	NO-GO
* 1. The diving supervisor organizes the maintenance operation. <ul style="list-style-type: none"> <li>a. Developed a maintenance and inspection plan.</li> <li>b. Requested required supplies.</li> </ul> 2. The dive team performs maintenance on the pipeline. <ul style="list-style-type: none"> <li>a. Surveyed and determined the location of the pipeline.</li> <li>b. Uncovered any buried portions of the pipeline.</li> <li>c. Lubricated the valves.</li> <li>d. Actuated all the valves throughout their range of motion.</li> <li>e. Cleaned and inspected the marker buoy.</li> </ul> * 3. The team leader prepares and submits required reports. <ul style="list-style-type: none"> <li>a. Verified that the required maintenance was performed.</li> <li>b. Completed the required maintenance documents.</li> <li>c. Submitted reports to higher headquarters (HQ) according to the unit standing operating procedure (SOP).</li> </ul>		

TASK PERFORMANCE / EVALUATION SUMMARY BLOCK							
ITERATION	1	2	3	4	5		TOTAL
TOTAL TASK STEPS EVALUATED							
TOTAL TASK STEPS "GO"							
TRAINING STATUS "GO"/"NO-GO"							

"\*" indicates a leader task step.

**SUPPORTING INDIVIDUAL TASKS: NONE**

**SUPPORTING COLLECTIVE TASKS: NONE**

**OPFOR TASKS AND STANDARDS: NONE**



**ELEMENTS:** Team Headquarters  
Heavy Diving Section

**TASK:** Perform Emergency Medical Treatment for Diving Disorders Not Requiring Recompression Therapy (05-5-0981)  
(FM 21-11) (AR 611-75) (FM 20-11)

**ITERATION:** 1 2 3 4 5 (Circle)

**COMMANDER/LEADER ASSESSMENT:** T P U (Circle)

**CONDITIONS:** The team is in a secured area of operation (AO) with an established diving station and is given a diver with a diving injury not requiring recompression treatment therapy. This task should not be trained in MOPP4.

**TASK STANDARDS:** Treatment is conducted without causing further injury to the diver. Treatment procedures are performed according to current treatment protocol.

TASK STEPS AND PERFORMANCE MEASURES	GO	NO-GO
<ul style="list-style-type: none"> <li>* 1. The dive supervisor evaluates the patient to determine the proper diagnosis and treatment of one or more of the following:                             <ul style="list-style-type: none"> <li>a. First aid (such as, rescue breathing, cardiovascular pulmonary resuscitation (CPR), bleeding, broken bones, or shock).</li> <li>b. Breathing gas disorders (not requiring recompression treatment).</li> <li>c. Barotrauma.</li> <li>d. Vertigo.</li> <li>e. Environmental injuries (such as, frostbite, hypothermia, or dangerous marine life).</li> <li>f. Operational hazards (such as, near drowning, blow up, or an external ear infection).</li> </ul> </li> <li>2. The diving team follows treatment protocol.                             <ul style="list-style-type: none"> <li>a. Performed first aid, as required.</li> <li>b. Manned their assigned treatment/diving stations.</li> <li>c. Performed specified tasks in their assigned positions.</li> </ul> </li> <li>* 3. The team leader coordinates with medical authorities for advanced medical care.</li> <li>4. The diving medical technician/field medic provides advanced medical care.                             <ul style="list-style-type: none"> <li>a. Performed advanced treatment.</li> <li>b. Monitored the patient during evacuation, if required.</li> </ul> </li> <li>* 5. The team leader supervises the evacuation and reports to higher headquarters (HQ).                             <ul style="list-style-type: none"> <li>a. Coordinated evacuation/transportation requirements.</li> <li>b. Reported pertinent data to higher HQ according to the unit standing operating procedure (SOP).</li> </ul> </li> </ul>		

TASK PERFORMANCE / EVALUATION SUMMARY BLOCK							
ITERATION	1	2	3	4	5		TOTAL
TOTAL TASK STEPS EVALUATED							
TOTAL TASK STEPS "GO"							
TRAINING STATUS "GO"/"NO-GO"							

"\*\*" indicates a leader task step.

**SUPPORTING INDIVIDUAL TASKS**

<b>Task Number</b>	<b>Task Title</b>	<b>References</b>
031-503-1004	Protect Yourself from Chemical and Biological Injury/Contamination Using Your M17-Series Protective Mask with Hood	STP 21-1-SMCT
031-503-1007	Decontaminate Your Skin and Personal Equipment Using an M258A1 Decontamination Kit	STP 21-1-SMCT
031-503-1015	Protect Yourself From NBC Injury/Contamination with Mission-Oriented Protective Posture (MOPP) Gear	STP 21-1-SMCT
081-831-1000	Evaluate a Casualty	STP 21-1-SMCT
081-831-1003	Clear an Object from the Throat of a Conscious Casualty	STP 21-1-SMCT
081-831-1005	Prevent Shock	STP 21-1-SMCT
081-831-1007	Give First Aid for Burns	STP 21-1-SMCT
081-831-1008	Give First Aid for Heat Injuries	STP 21-1-SMCT
081-831-1009	Give First Aid for Frostbite	STP 21-1-SMCT
081-831-1016	Put on a Field or Pressure Dressing	STP 21-1-SMCT
081-831-1017	Put on a Tourniquet	STP 21-1-SMCT
081-831-1025	Apply a Dressing to an Open Abdominal Wound	STP 21-1-SMCT
081-831-1026	Apply a Dressing to an Open Chest Wound	STP 21-1-SMCT
081-831-1031	Administer First Aid to a Nerve Agent Casualty (Buddy-Aid)	STP 21-1-SMCT
081-831-1033	Apply a Dressing to an Open Head Wound	STP 21-1-SMCT
081-831-1034	Splint a Suspected Fracture	STP 21-1-SMCT
081-831-1042	Perform Mouth-to-Mouth Resuscitation	STP 21-1-SMCT

**SUPPORTING COLLECTIVE TASKS**

<b>Task Number</b>	<b>Task Title</b>	<b>References</b>
08-2-0314.05-T01A	Treat Unit Casualties (for Units with Medical Treatment Personnel)	ARTEP 5-026-34-MTP ARTEP 5-053-35-MTP ARTEP 5-063-35-MTP ARTEP 5-113-35-MTP ARTEP 5-156-34-MTP ARTEP 5-216-34-MTP ARTEP 5-336-34-MTP ARTEP 5-416-34-MTP ARTEP 5-436-35-MTP

**SUPPORTING COLLECTIVE TASKS**

<b>Task Number</b>	<b>Task Title</b>	<b>References</b>
12-1-0403.05-T01A	Report Casualties	ARTEP 5-436-37-MTP ARTEP 5-446-34-MTP ARTEP 5-446-36-MTP ARTEP 5-473-35-MTP ARTEP 5-025-66-MTP ARTEP 5-026-34-MTP ARTEP 5-155-66-MTP ARTEP 5-156-34-MTP ARTEP 5-215-66-MTP ARTEP 5-216-34-MTP ARTEP 5-335-60-MTP ARTEP 5-335-66-MTP ARTEP 5-336-34-MTP ARTEP 5-415-66-MTP ARTEP 5-425-66-MTP ARTEP 5-426-34-MTP ARTEP 5-435-66-MTP ARTEP 5-436-35-MTP ARTEP 5-436-37-MTP ARTEP 5-445-64-MTP ARTEP 5-445-66-MTP ARTEP 5-446-34-MTP ARTEP 5-446-36-MTP ARTEP 5-605-66-MTP ARTEP 5-606-34-MTP ARTEP 5-615-66-MTP ARTEP 5-616-34-MTP

**OPFOR TASKS AND STANDARDS**

**TASK:** Conduct an Aerial Reconnaissance (5-OPFOR-0010)

**CONDITION:** The opposing forces (OPFOR) headquarters (HQ) element requires intelligence on the locations and identification of enemy elements. An aircraft is dispatched to take photographs and make a visual inspection of the enemy rear area.

**STANDARD:** The OPFOR element gathers photograph intelligence of the enemy. 1. Photographs the assigned sectors. 2. Makes quick visual checks where the ceiling is low. 3. Locates enemy positions in the area, particularly support and storage bases, and command and control (C2) facilities. 4. Sustains no loss of aircraft. 5. Reports priority intelligence requirements (PIR) and other information requirements to the OPFOR HQ.

**TASK:** Disrupt Construction of Vehicle Fighting Positions (5-OPFOR-0020)

**CONDITION:** The opposing forces (OPFOR) element has located the enemy. The priority intelligence requirements (PIR) and other intelligence obtained by OPFOR patrols indicate the enemy is constructing vehicle fighting positions within its defensive area. The OPFOR element has automatic and antiarmor weapons and light mortars.

**STANDARD:** The OPFOR element attempts to disrupt the enemy's efforts to establish vehicle fighting positions. 1. Locates the defensive area. 2. Surprises the main body. 3. Penetrates the defensive area with squad-size probes. 4. Inflicts casualties on the unit. 5. Destroys vehicles. 6. Disrupts the unit's preparations (prevents or delays beyond the unit's allotted time).

**TASK:** Surrender to the Capturing Unit on the Battlefield (5-OPFOR-0024)

**CONDITION:** The enemy has captured the opposing forces (OPFOR) element's soldiers, documents, and equipment sensitive to the OPFOR tactical operations.

**STANDARD:** The OPFOR soldiers retain or destroy documents and equipment. The OPFOR element surrenders documents and equipment of no tactical use to the enemy and attempts to conceal or destroy items of tactical value. The OPFOR element attempts escape and evasion. 1. Prevents the successful capture of documents and equipment. 2. Destroys documents and equipment. 3. Removes identifying markings from equipment. 4. Removes unit-identifying insignia. 5. Provides misleading information. 6. Plans an escape. 7. Delays movement to the nearest collection point. 8. Prevents safeguarding of enemy prisoners of war (EPWs) in order to cause embarrassment to the United States (US).

**TASK:** Conduct a Raid (5-OPFOR-0004)

**CONDITION:** The opposing forces (OPFOR) element has occupied an objective rally point and has orders to conduct a raid on a combat service support (CSS) base.

**STANDARD:** The OPFOR element infiltrates the enemy's base and destroys all of the targets. 1. Surprises the enemy forces. 2. Assaults the support base and accomplishes the assigned tasks. 3. Destroys the specified equipment and supplies. 4. Avoids being decisively engaged. 5. Withdraws all personnel from the objective areas within the time prescribed. 6. Obtains all priority intelligence requirements (PIR) from the raid site. 7. Sustains only light casualties from enemy fire.

**TASK:** Defeat Obstacles (5-OPFOR-0009)

**CONDITION:** The opposing forces (OPFOR) element encounters an obstacle that blocks the avenue of approach as it advances upon the enemy forces.

**STANDARD:** The OPFOR element bypasses or breaches the enemy obstacle. 1. Detects the obstacle before halting its main body. 2. Defeats the obstacle. a. Bypasses the obstacle without entering the engagement areas. b. Breaches the obstacle within 45 minutes and passes its entire force through the obstacle. 3. Does not incur degradation to the point that the mission must be discontinued.

**TASK:** Conduct an Attack (5-OPFOR-0008)

**CONDITION:** The enemy is conducting tactical operations. The opposing forces (OPFOR) element receives orders to attack the enemy, the area of occupation, or the main supply route (MSR) with smoke.

**STANDARD:** The OPFOR element disrupts the enemy's movement and smoke operations. 1. Determines the delivery method of the smoke attack. 2. Locates the target. 3. Delivers the smoke attack downwind. 4. Attacks the enemy with smoke, and surge attacks when the enemy responds to the smoke.

**TASK:** Disrupt an Engineer Reconnaissance (5-OPFOR-0022)

**CONDITION:** The enemy is conducting an engineer reconnaissance. The opposing forces (OPFOR) element is positioned along the enemy's route.

**STANDARD:** The OPFOR element disrupts an engineer reconnaissance. 1. Prevents the unit from meeting its specified time schedule. 2. Forces the unit to deviate from its specified route. 3. Prevents the unit from accomplishing its assigned engineer reconnaissance. 4. Surprises the unit conducting the reconnaissance.

**TASK:** Conduct an Ambush (5-OPFOR-0007)

**CONDITION:** The enemy is moving in a convoy. The opposing forces (OPFOR) element is positioned along the enemy's route.

**STANDARD:** The OPFOR element inflicts casualties on the enemy and causes vehicle and equipment damage. 1. Prepares an ambush site before the element arrives. 2. Surprises march element forces. 3. Inflicts heavy casualties within the designated kill zone. 4. Inflicts heavy damage to vehicles and equipment within the designated kill zone. 5. Delays the march element from reaching a specified destination for a specified period of time. 6. Withdraws on order. 7. Sustains no casualties. 8. Reports actions to superiors.

**TASK:** Conduct Terrorist and Saboteur Attacks (5-OPFOR-0005)

**CONDITION:** The opposing forces (OPFOR) element dispatches small teams into the enemy's rear area to disrupt combat service support (CSS) operations.

**STANDARD:** The enemy sustains disrupted command and control (C2), destroyed equipment and supplies, and light casualties. 1. Locates rear support bases and C2 facilities. 2. Delays and disrupts CSS operations through probes. 3. Infiltrates CSS bases to conduct sabotage and terrorist activities. 4. Inflicts light casualties. 5. Destroys supplies and equipment.

**TASK:** Defend a Minefield (5-OPFOR-0023)

**CONDITION:** The enemy is conducting a minefield sweeping operation. The opposing forces (OPFOR) element has a minefield placed in the enemy's path. The minefield is under constant observation and fire.

**STANDARD:** The OPFOR element defends a minefield against an enemy element conducting a minefield sweeping operation. 1. Prevents the unit from detecting the obstacle. 2. Disrupts the minefield sweeping operation. 3. Prevents the unit from conducting the minefield sweeping operation, prevents the unit from moving all personnel through the breach or delays the completion of the minefield sweeping operation for more than 45 minutes.

**TASK:** Maintain Contact (5-OPFOR-0003)

**CONDITION:** The opposing forces (OPFOR) element is engaged with enemy base defense forces. The enemy forces are withdrawing under pressure.

**STANDARD:** The OPFOR element maintains enemy contact while the enemy withdraws. 1. Engages the enemy forces decisively. 2. Advances the OPFOR as the enemy forces withdraw. 3. Inflicts heavy casualties. 4. Captures the members of the enemy force. 5. Captures documents and equipment. 6. Safeguards captured documents, equipment, and personnel.

**TASK:** Disrupt a Net Control Station (NCS) (5-OPFOR-0019)

**CONDITION:** The enemy has established a NCS. The opposing forces (OPFOR) element has radio and jamming equipment.

**STANDARD:** The OPFOR element attempts to disrupt an NCS. 1. Attempts to locate the radio frequency that the unit is operating on. 2. Attempts to enter the radio net. 3. Attempts to issue "bogus" orders to a unit on the net. 4. Jams the radio frequency and forces the unit to go to an alternate frequency.

**TASK:** Disrupt Defensive Preparations (5-OPFOR-0018)

**CONDITION:** The opposing forces (OPFOR) element has located the enemy. Priority intelligence requirements (PIR) and other intelligence requirements obtained by OPFOR patrols indicate that the enemy elements are establishing defensive positions. The OPFOR element has automatic and antiarmor weapons and light mortars.

**STANDARD:** The OPFOR element disrupts and delays the enemy's defensive preparations. 1. Locates and penetrates the enemy's security system. 2. Forces the enemy to delay defensive preparations. 3. Disrupts the enemy's obstacle preparations.

**TASK:** Disrupt Enemy Movement and Operations Using Tactical Nuclear Weapons (5-OPFOR-0016)

**CONDITION:** The opposing forces (OPFOR) element has located the enemy. Priority intelligence requirements (PIR) and other intelligence requirements have been obtained by OPFOR patrols. Tactical nuclear weapons are employed against key locations in the rear area.

**STANDARD:** The OPFOR element disrupts enemy movement and operations. 1. Disrupts or delays the movement of the enemy's equipment and supplies to the forward areas. 2. Destroys enemy equipment and supplies. 3. Inflicts a high rate of nuclear casualties among the enemy forces. 4. Denies the enemy the use of specified areas. 5. Contaminates the enemy's equipment and supplies.

**TASK:** Disrupt Quarters Party Operations (5-OPFOR-0017)

**CONDITION:** The enemy is conducting quarters party operations. It has established an assembly area (AA) but has not moved in the main body.

**STANDARD:** The opposing forces (OPFOR) element attempts to disrupt quarters party operations and infiltrate the enemy's AA. 1. Locates the quarters party and the AA. 2. Surprises the main body. 3. Penetrates the AA with squad-size probes. 4. Inflicts personnel casualties and vehicle damage. 5. Disrupts the unit's preparations (prevents or delays beyond the unit's allotted time).

**TASK:** Disrupt Enemy Movement and Operations Using Persistent and Nonpersistent Chemical Weapons (5-OPFOR-0015)

**CONDITION:** The opposing forces (OPFOR) element has located the enemy. Priority intelligence requirements (PIR) and other intelligence requirements have been obtained by OPFOR patrols. The OPFOR units deliver chemical agents, by means of conventional artillery weapons or aircraft, along selected supply routes and key bases in the rear area.

**STANDARD:** The OPFOR element disrupts enemy movement and operations using persistent and nonpersistent chemical weapons. 1. Delivers chemical agents in low and densely wooded areas. 2. Delays the movement of enemy supplies and equipment to the forward areas. 3. Restricts the movement of the enemy units in the rear area. 4. Channels the movement of enemy units into predesignated ambush areas. 5. Contaminates enemy supplies and equipment. 6. Inflicts a high rate of casualties on enemy forces.

**TASK:** Disrupt Movement (5-OPFOR-0014)

**CONDITION:** The enemy is expected to move through the opposing forces (OPFOR) element's area of operations. The OPFOR element has received an operation order (OPORD) or fragmentary order (FRAGO) to disrupt enemy movement. The enemy has the capability to defend with direct fire and antiarmor weapons.

**STANDARD:** The OPFOR element delays enemy movement. 1. Delays the element. 2. Forces the element to deviate from its route. 3. Prevents the element from reaching its destination. 4. Surprises the element's main body.

**TASK:** Counter Passage of Lines (5-OPFOR-0012)

**CONDITION:** Enemy forces are in defensive positions, but they are expected to attempt passage-of-lines operations. The opposing forces (OPFOR) received orders to disrupt enemy passage-of-lines operations.

**STANDARD:** The OPFOR element delays or prevents enemy passage of lines. 1. Delays the passage. 2. Prevents the company from moving all personnel through the stationary unit. 3. Engages the main body of either the moving or the stationary unit.

**TASK:** Disrupt Assembly Area (AA) Activities (5-OPFOR-0013)

**CONDITION:** Intelligence reports indicate that platoon- and company-size enemy units are operating in the opposing forces (OPFOR) area of operations. Enemy units can defend from AAs with direct fire, antiarmor weapons, and indirect fire. The enemy has close air support (CAS) and nuclear, biological, and chemical (NBC) capabilities.

**STANDARD:** The OPFOR element locates and disrupts the enemy's AA activities. 1. Locates the element's AA. 2. Probes the AA with squad- or team-size elements. 3. Inflicts more than 5 percent casualties on the element. 4. Disrupts the element's preparations (prevents or delays beyond the element's allotted time).

**TASK:** Attack (5-OPFOR-0001)

**CONDITION:** The opposing forces (OPFOR) element has located the enemy. The priority intelligence requirements (PIR) and other intelligence requirements have been obtained by OPFOR patrols. The OPFOR element has automatic and antiarmor weapons and light mortars.

**STANDARD:** The OPFOR element attempts to seize the terrain, vehicles, or equipment. 1. Develops an attack plan. 2. Surprises the enemy unit's main body. 3. Initiates the attack using a scheme of maneuver that exploits the enemy's flanks, gaps, and weaknesses. 4. Uses covered and concealed routes to approach the enemy forces' flanks, gaps, or weakly held areas. 5. Employs indirect fire to support the attack. 6. Penetrates enemy defenses. 7. Destroys equipment and supplies. 8. Inflicts heavy casualties. 9. Isolates the combat service support (CSS) base by blocking reinforcements. 10. Forces enemy units to displace. 11. Avoids being fixed in one position. 12. Withdraws before the CSS base is reinforced with tactical combat forces.

**TASK:** Conduct Air Attacks (5-OPFOR-0002)

**CONDITION:** The opposing forces (OPFOR) element in the rear area has forwarded the positions of the enemy support sites or the locations of moving elements. The OPFOR aircraft have been dispatched to attack enemy installations or convoys.

**STANDARD:** The OPFOR element attempts to delay, disrupt, or damage the enemy targets by air. 1. Locates the target (support sites or convoys). 2. Makes attack runs on the designated targets. 3. Inflicts heavy damage to the selected target. 4. Sustains no loss of aircraft. 5. Delays moving the force for more than one hour.

**TASK:** Conduct Sniper Operations (5-OPFOR-0006)

**CONDITION:** The opposing forces (OPFOR) element has assigned snipers (regular or irregular elements) in the enemy's rear area along the main supply route (MSR) and near support sites.

**STANDARD:** The OPFOR element kills or wounds targets. 1. Sets up a well-concealed location. 2. Engages vehicle drivers or personnel on foot with short bursts of semiautomatic fire. 3. Kills or wounds selected targets. 4. Prevents the position from being discovered by enemy forces. 5. Evacuates the area without being spotted. 6. Reports all specified priority intelligence requirements (PIR) and other intelligence requirements to the OPFOR headquarters (HQ).

**TASK:** Disrupt a Route Reconnaissance (5-OPFOR-0021)

**CONDITION:** The enemy is conducting a route reconnaissance. The opposing forces (OPFOR) element is positioned along the enemy's route.

**STANDARD:** The OPFOR element attempts to disrupt a squad/section conducting a route reconnaissance. 1. Prevents the unit from meeting its specified time schedule. 2. Forces the unit to deviate from its specified route. 3. Prevents the unit from reaching its assigned destination. 4. Surprises the squad/section. 5. Inflicts casualties on the unit.



**ELEMENTS:** Team Headquarters  
Heavy Diving Section

**TASK:** Repair Underwater Pipelines (05-5-0982)  
(FM 5-482) (FM 20-11)

**ITERATION:** 1 2 3 4 5 (Circle)

**COMMANDER/LEADER ASSESSMENT:** T P U (Circle)

**CONDITIONS:** The team is deployed with an established diving station and an underwater pipeline that requires maintenance. This task should not be trained in MOPP4.

**TASK STANDARDS:** The team performs maintenance on the pipeline and fixes existing problems according to the applicable standards and technical manuals (TMs).

TASK STEPS AND PERFORMANCE MEASURES	GO	NO-GO
* 1. The diving supervisor determines the logistical requirements to repair the pipeline.  2. The dive team performs maintenance on the pipeline. a. Replaced leaking gaskets. b. Repaired or replaced leaking valves. c. Replaced or patched leaking portions of the pipeline. d. Repaired or replaced damaged pipeline anchors. e. Repaired damaged portions of the marker buoy.  * 3. The team leader inspects the pipeline and submits required reports. a. Verified completion of the maintenance. b. Completed required maintenance forms. c. Submitted reports to higher headquarters (HQ) according to the unit standing operating procedure (SOP).		

TASK PERFORMANCE / EVALUATION SUMMARY BLOCK							
ITERATION	1	2	3	4	5		TOTAL
TOTAL TASK STEPS EVALUATED							
TOTAL TASK STEPS "GO"							
TRAINING STATUS "GO"/"NO-GO"							

“\*” indicates a leader task step.

**SUPPORTING INDIVIDUAL TASKS: NONE**

**SUPPORTING COLLECTIVE TASKS: NONE**

**OPFOR TASKS AND STANDARDS: NONE**

**ELEMENTS:** Team Headquarters  
Heavy Diving Section

**TASK:** React to Unexploded Ordnance (UXO) (09-2-0337.05-T01A)  
(FM 21-16)

**ITERATION:** 1 2 3 4 5 M (Circle)

**COMMANDER/LEADER ASSESSMENT:** T P U (Circle)

**CONDITIONS:** During combat operations, the unit encounters a UXO hazard. Some iterations of this task should be performed in MOPP4.

**TASK STANDARDS:** The element reacts to the UXO hazard while continuing the mission, without loss of personnel or equipment. The time required to perform this task is increased when conducting it in mission-oriented protection posture (MOPP) 4.

TASK STEPS AND PERFORMANCE MEASURES	GO	NO-GO
1. The element recognizes the UXO hazard. <ul style="list-style-type: none"> <li>a. Identified the UXO by type.</li> <li>b. Identified the UXO by subgroup.</li> <li>c. Observed all safety precautions.</li> </ul>		
* 2. The element leader takes immediate action for the UXO hazard. <ul style="list-style-type: none"> <li>a. Evacuated the area as appropriate.</li> <li>b. Determined the appropriate action.                             <ul style="list-style-type: none"> <li>(1) Avoided the UXO hazard.</li> <li>(2) Instituted protective measures.</li> </ul> </li> </ul>		
* 3. The element leader designates the element to mark the area. <ul style="list-style-type: none"> <li>a. Chose leaders to mark the area.</li> <li>b. Briefed leaders on the area to be marked.</li> </ul>		
* 4. The element marks the UXO hazard. <ul style="list-style-type: none"> <li>a. Marked all the logical approach routes.</li> <li>b. Ensured that the UXO was visible from all markers.</li> </ul>		
* 5. The element reports the UXO hazard. <ul style="list-style-type: none"> <li>a. Initiated the UXO spot report.</li> <li>b. Determined the priority based on the current situation.</li> <li>c. Forwarded the report to the next higher headquarters (HQ) by the fastest means available.</li> </ul>		

TASK PERFORMANCE / EVALUATION SUMMARY BLOCK							
ITERATION	1	2	3	4	5	M	TOTAL
TOTAL TASK STEPS EVALUATED							
TOTAL TASK STEPS "GO"							
TRAINING STATUS "GO"/"NO-GO"							

“\*” indicates a leader task step.

**SUPPORTING INDIVIDUAL TASKS**

<b>Task Number</b>	<b>Task Title</b>	<b>References</b>
093-403-5010	Recognize Military Explosive Ordnance by Type	STP 21-24-SMCT
093-403-5020	Take Immediate Action Based on Confirmation of an Explosive Hazard	STP 21-24-SMCT
093-403-5030	Report Explosive Hazard	STP 21-24-SMCT

**SUPPORTING COLLECTIVE TASKS**

<b>Task Number</b>	<b>Task Title</b>	<b>References</b>
05-2-1218	Conduct Report Procedures	ARTEP 5-026-34-MTP ARTEP 5-027-10-MTP ARTEP 5-053-11-MTP ARTEP 5-053-12-MTP ARTEP 5-053-35-MTP ARTEP 5-063-10-MTP ARTEP 5-063-11-MTP ARTEP 5-063-35-MTP ARTEP 5-113-11-MTP ARTEP 5-113-12-MTP ARTEP 5-113-35-MTP ARTEP 5-156-34-MTP ARTEP 5-157-10-MTP ARTEP 5-216-34-MTP ARTEP 5-217-10-MTP ARTEP 5-335-60-MTP ARTEP 5-335-65-MTP ARTEP 5-337-10-MTP ARTEP 5-337-35-MTP ARTEP 5-423-11-MTP ARTEP 5-424-35-MTP ARTEP 5-426-34-MTP ARTEP 5-427-10-MTP ARTEP 5-434-35-MTP ARTEP 5-435-67-MTP ARTEP 5-437-10-MTP ARTEP 5-437-11-MTP ARTEP 5-437-36-MTP ARTEP 5-437-38-MTP ARTEP 5-446-34-MTP ARTEP 5-446-36-MTP ARTEP 5-447-10-MTP ARTEP 5-447-11-MTP ARTEP 5-463-10-MTP ARTEP 5-463-12-MTP ARTEP 5-463-15-MTP ARTEP 5-463-17-MTP ARTEP 5-473-35-MTP ARTEP 5-603-35-MTP ARTEP 5-605-66-MTP

**OPFOR TASKS AND STANDARDS**

**TASK:** Disrupt a Route Reconnaissance (5-OPFOR-0021)

**CONDITION:** The enemy is conducting a route reconnaissance. The opposing forces (OPFOR) element is positioned along the enemy's route.

**STANDARD:** The OPFOR element attempts to disrupt a squad/section conducting a route reconnaissance. 1. Prevents the unit from meeting its specified time schedule. 2. Forces the unit to deviate from its specified route. 3. Prevents the unit from reaching its assigned destination. 4. Surprises the squad/section. 5. Inflicts casualties on the unit.

**TASK:** Conduct an Aerial Reconnaissance (5-OPFOR-0010)

**CONDITION:** The opposing forces (OPFOR) headquarters (HQ) element requires intelligence on the locations and identification of enemy elements. An aircraft is dispatched to take photographs and make a visual inspection of the enemy rear area.

**STANDARD:** The OPFOR element gathers photograph intelligence of the enemy. 1. Photographs the assigned sectors. 2. Makes quick visual checks where the ceiling is low. 3. Locates enemy positions in the area, particularly support and storage bases, and command and control (C2) facilities. 4. Sustains no loss of aircraft. 5. Reports priority intelligence requirements (PIR) and other information requirements to the OPFOR HQ.

**TASK:** Conduct a Raid (5-OPFOR-0004)

**CONDITION:** The opposing forces (OPFOR) element has occupied an objective rally point and has orders to conduct a raid on a combat service support (CSS) base.

**STANDARD:** The OPFOR element infiltrates the enemy's base and destroys all of the targets. 1. Surprises the enemy forces. 2. Assaults the support base and accomplishes the assigned tasks. 3. Destroys the specified equipment and supplies. 4. Avoids being decisively engaged. 5. Withdraws all personnel from the objective areas within the time prescribed. 6. Obtains all priority intelligence requirements (PIR) from the raid site. 7. Sustains only light casualties from enemy fire.

**TASK:** Defeat Obstacles (5-OPFOR-0009)

**CONDITION:** The opposing forces (OPFOR) element encounters an obstacle that blocks the avenue of approach as it advances upon the enemy forces.

**STANDARD:** The OPFOR element bypasses or breaches the enemy obstacle. 1. Detects the obstacle before halting its main body. 2. Defeats the obstacle. a. Bypasses the obstacle without entering the engagement areas. b. Breaches the obstacle within 45 minutes and passes its entire force through the obstacle. 3. Does not incur degradation to the point that the mission must be discontinued.

**TASK:** Conduct an Attack (5-OPFOR-0008)

**CONDITION:** The enemy is conducting tactical operations. The opposing forces (OPFOR) element receives orders to attack the enemy, the area of occupation, or the main supply route (MSR) with smoke.

**STANDARD:** The OPFOR element disrupts the enemy's movement and smoke operations. 1. Determines the delivery method of the smoke attack. 2. Locates the target. 3. Delivers the smoke attack downwind. 4. Attacks the enemy with smoke, and surge attacks when the enemy responds to the smoke.

**TASK:** Disrupt Construction of Vehicle Fighting Positions (5-OPFOR-0020)

**CONDITION:** The opposing forces (OPFOR) element has located the enemy. The priority intelligence requirements (PIR) and other intelligence obtained by OPFOR patrols indicate the enemy is constructing vehicle fighting positions within its defensive area. The OPFOR element has automatic and antiarmor weapons and light mortars.

**STANDARD:** The OPFOR element attempts to disrupt the enemy's efforts to establish vehicle fighting positions. 1. Locates the defensive area. 2. Surprises the main body. 3. Penetrates the defensive area with squad-size probes. 4. Inflicts casualties on the unit. 5. Destroys vehicles. 6. Disrupts the unit's preparations (prevents or delays beyond the unit's allotted time).

**TASK:** Disrupt an Engineer Reconnaissance (5-OPFOR-0022)

**CONDITION:** The enemy is conducting an engineer reconnaissance. The opposing forces (OPFOR) element is positioned along the enemy's route.

**STANDARD:** The OPFOR element disrupts an engineer reconnaissance. 1. Prevents the unit from meeting its specified time schedule. 2. Forces the unit to deviate from its specified route. 3. Prevents the unit from accomplishing its assigned engineer reconnaissance. 4. Surprises the unit conducting the reconnaissance.

**TASK:** Conduct Terrorist and Saboteur Attacks (5-OPFOR-0005)

**CONDITION:** The opposing forces (OPFOR) element dispatches small teams into the enemy's rear area to disrupt combat service support (CSS) operations.

**STANDARD:** The enemy sustains disrupted command and control (C2), destroyed equipment and supplies, and light casualties. 1. Locates rear support bases and C2 facilities. 2. Delays and disrupts CSS operations through probes. 3. Infiltrates CSS bases to conduct sabotage and terrorist activities. 4. Inflicts light casualties. 5. Destroys supplies and equipment.

**TASK:** Defend a Minefield (5-OPFOR-0023)

**CONDITION:** The enemy is conducting a minefield sweeping operation. The opposing forces (OPFOR) element has a minefield placed in the enemy's path. The minefield is under constant observation and fire.

**STANDARD:** The OPFOR element defends a minefield against an enemy element conducting a minefield sweeping operation. 1. Prevents the unit from detecting the obstacle. 2. Disrupts the minefield sweeping operation. 3. Prevents the unit from conducting the minefield sweeping operation, prevents the unit from moving all personnel through the breach or delays the completion of the minefield sweeping operation for more than 45 minutes.

**TASK:** Conduct an Ambush (5-OPFOR-0007)

**CONDITION:** The enemy is moving in a convoy. The opposing forces (OPFOR) element is positioned along the enemy's route.

**STANDARD:** The OPFOR element inflicts casualties on the enemy and causes vehicle and equipment damage. 1. Prepares an ambush site before the element arrives. 2. Surprises march element forces. 3. Inflicts heavy casualties within the designated kill zone. 4. Inflicts heavy damage to vehicles and equipment within the designated kill zone. 5. Delays the march element from reaching a specified destination for a specified period of time. 6. Withdraws on order. 7. Sustains no casualties. 8. Reports actions to superiors.

**TASK:** Maintain Contact (5-OPFOR-0003)

**CONDITION:** The opposing forces (OPFOR) element is engaged with enemy base defense forces. The enemy forces are withdrawing under pressure.

**STANDARD:** The OPFOR element maintains enemy contact while the enemy withdraws. 1. Engages the enemy forces decisively. 2. Advances the OPFOR as the enemy forces withdraw. 3. Inflicts heavy casualties. 4. Captures the members of the enemy force. 5. Captures documents and equipment. 6. Safeguards captured documents, equipment, and personnel.

**TASK:** Disrupt a Net Control Station (NCS) (5-OPFOR-0019)

**CONDITION:** The enemy has established a NCS. The opposing forces (OPFOR) element has radio and jamming equipment.

**STANDARD:** The OPFOR element attempts to disrupt an NCS. 1. Attempts to locate the radio frequency that the unit is operating on. 2. Attempts to enter the radio net. 3. Attempts to issue "bogus" orders to a unit on the net. 4. Jams the radio frequency and forces the unit to go to an alternate frequency.

**TASK:** Disrupt Defensive Preparations (5-OPFOR-0018)

**CONDITION:** The opposing forces (OPFOR) element has located the enemy. Priority intelligence requirements (PIR) and other intelligence requirements obtained by OPFOR patrols indicate that the enemy elements are establishing defensive positions. The OPFOR element has automatic and antiarmor weapons and light mortars.

**STANDARD:** The OPFOR element disrupts and delays the enemy's defensive preparations. 1. Locates and penetrates the enemy's security system. 2. Forces the enemy to delay defensive preparations. 3. Disrupts the enemy's obstacle preparations.

**TASK:** Disrupt Enemy Movement and Operations Using Tactical Nuclear Weapons (5-OPFOR-0016)

**CONDITION:** The opposing forces (OPFOR) element has located the enemy. Priority intelligence requirements (PIR) and other intelligence requirements have been obtained by OPFOR patrols. Tactical nuclear weapons are employed against key locations in the rear area.

**STANDARD:** The OPFOR element disrupts enemy movement and operations. 1. Disrupts or delays the movement of the enemy's equipment and supplies to the forward areas. 2. Destroys enemy equipment and supplies. 3. Inflicts a high rate of nuclear casualties among the enemy forces. 4. Denies the enemy the use of specified areas. 5. Contaminates the enemy's equipment and supplies.

**TASK:** Disrupt Quartering Party Operations (5-OPFOR-0017)

**CONDITION:** The enemy is conducting quartering party operations. It has established an assembly area (AA) but has not moved in the main body.

**STANDARD:** The opposing forces (OPFOR) element attempts to disrupt quartering party operations and infiltrate the enemy's AA. 1. Locates the quartering party and the AA. 2. Surprises the main body. 3. Penetrates the AA with squad-size probes. 4. Inflicts personnel casualties and vehicle damage. 5. Disrupts the unit's preparations (prevents or delays beyond the unit's allotted time).

**TASK:** Disrupt Enemy Movement and Operations Using Persistent and Nonpersistent Chemical Weapons (5-OPFOR-0015)

**CONDITION:** The opposing forces (OPFOR) element has located the enemy. Priority intelligence requirements (PIR) and other intelligence requirements have been obtained by OPFOR patrols. The OPFOR units deliver chemical agents, by means of conventional artillery weapons or aircraft, along selected supply routes and key bases in the rear area.

**STANDARD:** The OPFOR element disrupts enemy movement and operations using persistent and nonpersistent chemical weapons. 1. Delivers chemical agents in low and densely wooded areas. 2. Delays the movement of enemy supplies and equipment to the forward areas. 3. Restricts the movement of the enemy units in the rear area. 4. Channels the movement of enemy units into predesignated ambush areas. 5. Contaminates enemy supplies and equipment. 6. Inflicts a high rate of casualties on enemy forces.

**TASK:** Disrupt Movement (5-OPFOR-0014)

**CONDITION:** The enemy is expected to move through the opposing forces (OPFOR) element's area of operations. The OPFOR element has received an operation order (OPORD) or fragmentary order (FRAGO) to disrupt enemy movement. The enemy has the capability to defend with direct fire and antiarmor weapons.

**STANDARD:** The OPFOR element delays enemy movement. 1. Delays the element. 2. Forces the element to deviate from its route. 3. Prevents the element from reaching its destination. 4. Surprises the element's main body.

**TASK:** Counter Passage of Lines (5-OPFOR-0012)

**CONDITION:** Enemy forces are in defensive positions, but they are expected to attempt passage-of-lines operations. The opposing forces (OPFOR) received orders to disrupt enemy passage-of-lines operations.

**STANDARD:** The OPFOR element delays or prevents enemy passage of lines. 1. Delays the passage. 2. Prevents the company from moving all personnel through the stationary unit. 3. Engages the main body of either the moving or the stationary unit.

**TASK:** Disrupt Assembly Area (AA) Activities (5-OPFOR-0013)

**CONDITION:** Intelligence reports indicate that platoon- and company-size enemy units are operating in the opposing forces (OPFOR) area of operations. Enemy units can defend from AAs with direct fire, antiarmor weapons, and indirect fire. The enemy has close air support (CAS) and nuclear, biological, and chemical (NBC) capabilities.

**STANDARD:** The OPFOR element locates and disrupts the enemy's AA activities. 1. Locates the element's AA. 2. Probes the AA with squad- or team-size elements. 3. Inflicts more than 5 percent casualties on the element. 4. Disrupts the element's preparations (prevents or delays beyond the element's allotted time).

**TASK:** Attack (5-OPFOR-0001)

**CONDITION:** The opposing forces (OPFOR) element has located the enemy. The priority intelligence requirements (PIR) and other intelligence requirements have been obtained by OPFOR patrols. The OPFOR element has automatic and antiarmor weapons and light mortars.

**STANDARD:** The OPFOR element attempts to seize the terrain, vehicles, or equipment. 1. Develops an attack plan. 2. Surprises the enemy unit's main body. 3. Initiates the attack using a scheme of maneuver that exploits the enemy's flanks, gaps, and weaknesses. 4. Uses covered and concealed routes to approach the enemy forces' flanks, gaps, or weakly held areas. 5. Employs indirect fire to support the attack. 6. Penetrates enemy defenses. 7. Destroys equipment and supplies. 8. Inflicts heavy casualties. 9. Isolates the combat service support (CSS) base by blocking reinforcements. 10. Forces enemy units to displace. 11. Avoids being fixed in one position. 12. Withdraws before the CSS base is reinforced with tactical combat forces.

**TASK:** Surrender to the Capturing Unit on the Battlefield (5-OPFOR-0024)

**CONDITION:** The enemy has captured the opposing forces (OPFOR) element's soldiers, documents, and equipment sensitive to the OPFOR tactical operations.

**STANDARD:** The OPFOR soldiers retain or destroy documents and equipment. The OPFOR element surrenders documents and equipment of no tactical use to the enemy and attempts to conceal or destroy items of tactical value. The OPFOR element attempts escape and evasion. 1. Prevents the successful capture of documents and equipment. 2. Destroys documents and equipment. 3. Removes identifying markings from equipment. 4. Removes unit-identifying insignia. 5. Provides misleading information. 6. Plans an escape. 7. Delays movement to the nearest collection point. 8. Prevents safeguarding of enemy prisoners of war (EPWs) in order to cause embarrassment to the United States (US).

**TASK:** Conduct Air Attacks (5-OPFOR-0002)

**CONDITION:** The opposing forces (OPFOR) element in the rear area has forwarded the positions of the enemy support sites or the locations of moving elements. The OPFOR aircraft have been dispatched to attack enemy installations or convoys.

**STANDARD:** The OPFOR element attempts to delay, disrupt, or damage the enemy targets by air. 1. Locates the target (support sites or convoys). 2. Makes attack runs on the designated targets. 3. Inflicts heavy damage to the selected target. 4. Sustains no loss of aircraft. 5. Delays moving the force for more than one hour.

**TASK:** Conduct Sniper Operations (5-OPFOR-0006)

**CONDITION:** The opposing forces (OPFOR) element has assigned snipers (regular or irregular elements) in the enemy's rear area along the main supply route (MSR) and near support sites.

**STANDARD:** The OPFOR element kills or wounds targets. 1. Sets up a well-concealed location. 2. Engages vehicle drivers or personnel on foot with short bursts of semiautomatic fire. 3. Kills or wounds selected targets. 4. Prevents the position from being discovered by enemy forces. 5. Evacuates the area without being spotted. 6. Reports all specified priority intelligence requirements (PIR) and other intelligence requirements to the OPFOR headquarters (HQ).



**ELEMENTS:** Team Headquarters  
Heavy Diving Section

**TASK:** Employ Physical Security Measures (19-3-2204.05-T01A)  
(FM 3-19.30) (FM 3-19.4)

**ITERATION:** 1 2 3 4 5 (Circle)

**COMMANDER/LEADER ASSESSMENT:** T P U (Circle)

**CONDITIONS:** An opposing forces (OPFOR) squad-size patrol attempts reconnaissance or intrusion into the command post (CP) perimeter. This task should not be trained in MOPP4.

**TASK STANDARDS:** The element maintains 24-hour security in its assigned sector and is not surprised by the OPFOR.

TASK STEPS AND PERFORMANCE MEASURES	GO	NO-GO
* 1. The element leader prepares a physical security plan. <ul style="list-style-type: none"> <li>a. Controlled the entry of vehicles into the CP.</li> <li>b. Developed procedures for selecting and manning perimeter positions.</li> <li>c. Developed procedures for detecting and reporting OPFOR intrusion or observation of the CP perimeter.</li> <li>d. Controlled access to the element's defensive areas.</li> <li>e. Established communications links between observation posts (OPs) and the reaction force.</li> <li>f. Developed procedures for initial response to ground attacks.</li> </ul> 2. The element operates a guard force. <ul style="list-style-type: none"> <li>a. Established communications with the guard commander.</li> <li>b. Stopped unauthorized entry into restricted areas.</li> <li>c. Conducted random exterior patrols to find and neutralize OPFOR intruders before they breached the CP perimeter.</li> </ul> 3. The element reacts to an OPFOR ground attack. <ul style="list-style-type: none"> <li>a. Assumed preplanned positions.</li> <li>b. Denied intrusion into the CP perimeter.</li> </ul>		

TASK PERFORMANCE / EVALUATION SUMMARY BLOCK							
ITERATION	1	2	3	4	5		TOTAL
TOTAL TASK STEPS EVALUATED							
TOTAL TASK STEPS "GO"							
TRAINING STATUS "GO"/"NO-GO"							

"\*" indicates a leader task step.

**SUPPORTING INDIVIDUAL TASKS: NONE**

**SUPPORTING COLLECTIVE TASKS: NONE**

## **OPFOR TASKS AND STANDARDS**

**TASK:** Disrupt a Route Reconnaissance (5-OPFOR-0021)

**CONDITION:** The enemy is conducting a route reconnaissance. The opposing forces (OPFOR) element is positioned along the enemy's route.

**STANDARD:** The OPFOR element attempts to disrupt a squad/section conducting a route reconnaissance. 1. Prevents the unit from meeting its specified time schedule. 2. Forces the unit to deviate from its specified route. 3. Prevents the unit from reaching its assigned destination. 4. Surprises the squad/section. 5. Inflicts casualties on the unit.

**TASK:** Conduct an Attack (5-OPFOR-0008)

**CONDITION:** The enemy is conducting tactical operations. The opposing forces (OPFOR) element receives orders to attack the enemy, the area of occupation, or the main supply route (MSR) with smoke.

**STANDARD:** The OPFOR element disrupts the enemy's movement and smoke operations. 1. Determines the delivery method of the smoke attack. 2. Locates the target. 3. Delivers the smoke attack downwind. 4. Attacks the enemy with smoke, and surge attacks when the enemy responds to the smoke.

**TASK:** Conduct a Raid (5-OPFOR-0004)

**CONDITION:** The opposing forces (OPFOR) element has occupied an objective rally point and has orders to conduct a raid on a combat service support (CSS) base.

**STANDARD:** The OPFOR element infiltrates the enemy's base and destroys all of the targets. 1. Surprises the enemy forces. 2. Assaults the support base and accomplishes the assigned tasks. 3. Destroys the specified equipment and supplies. 4. Avoids being decisively engaged. 5. Withdraws all personnel from the objective areas within the time prescribed. 6. Obtains all priority intelligence requirements (PIR) from the raid site. 7. Sustains only light casualties from enemy fire.

**TASK:** Conduct an Aerial Reconnaissance (5-OPFOR-0010)

**CONDITION:** The opposing forces (OPFOR) headquarters (HQ) element requires intelligence on the locations and identification of enemy elements. An aircraft is dispatched to take photographs and make a visual inspection of the enemy rear area.

**STANDARD:** The OPFOR element gathers photograph intelligence of the enemy. 1. Photographs the assigned sectors. 2. Makes quick visual checks where the ceiling is low. 3. Locates enemy positions in the area, particularly support and storage bases, and command and control (C2) facilities. 4. Sustains no loss of aircraft. 5. Reports priority intelligence requirements (PIR) and other information requirements to the OPFOR HQ.

**TASK:** Defeat Obstacles (5-OPFOR-0009)

**CONDITION:** The opposing forces (OPFOR) element encounters an obstacle that blocks the avenue of approach as it advances upon the enemy forces.

**STANDARD:** The OPFOR element bypasses or breaches the enemy obstacle. 1. Detects the obstacle before halting its main body. 2. Defeats the obstacle. a. Bypasses the obstacle without entering the engagement areas. b. Breaches the obstacle within 45 minutes and passes its entire force through the obstacle. 3. Does not incur degradation to the point that the mission must be discontinued.

**TASK:** Disrupt Construction of Vehicle Fighting Positions (5-OPFOR-0020)

**CONDITION:** The opposing forces (OPFOR) element has located the enemy. The priority intelligence requirements (PIR) and other intelligence obtained by OPFOR patrols indicate the enemy is constructing vehicle fighting positions within its defensive area. The OPFOR element has automatic and antiarmor weapons and light mortars.

**STANDARD:** The OPFOR element attempts to disrupt the enemy's efforts to establish vehicle fighting positions. 1. Locates the defensive area. 2. Surprises the main body. 3. Penetrates the defensive area with squad-size probes. 4. Inflicts casualties on the unit. 5. Destroys vehicles. 6. Disrupts the unit's preparations (prevents or delays beyond the unit's allotted time).

**TASK:** Disrupt an Engineer Reconnaissance (5-OPFOR-0022)

**CONDITION:** The enemy is conducting an engineer reconnaissance. The opposing forces (OPFOR) element is positioned along the enemy's route.

**STANDARD:** The OPFOR element disrupts an engineer reconnaissance. 1. Prevents the unit from meeting its specified time schedule. 2. Forces the unit to deviate from its specified route. 3. Prevents the unit from accomplishing its assigned engineer reconnaissance. 4. Surprises the unit conducting the reconnaissance.

**TASK:** Defend a Minefield (5-OPFOR-0023)

**CONDITION:** The enemy is conducting a minefield sweeping operation. The opposing forces (OPFOR) element has a minefield placed in the enemy's path. The minefield is under constant observation and fire.

**STANDARD:** The OPFOR element defends a minefield against an enemy element conducting a minefield sweeping operation. 1. Prevents the unit from detecting the obstacle. 2. Disrupts the minefield sweeping operation. 3. Prevents the unit from conducting the minefield sweeping operation, prevents the unit from moving all personnel through the breach or delays the completion of the minefield sweeping operation for more than 45 minutes.

**TASK:** Conduct Terrorist and Saboteur Attacks (5-OPFOR-0005)

**CONDITION:** The opposing forces (OPFOR) element dispatches small teams into the enemy's rear area to disrupt combat service support (CSS) operations.

**STANDARD:** The enemy sustains disrupted command and control (C2), destroyed equipment and supplies, and light casualties. 1. Locates rear support bases and C2 facilities. 2. Delays and disrupts CSS operations through probes. 3. Infiltrates CSS bases to conduct sabotage and terrorist activities. 4. Inflicts light casualties. 5. Destroys supplies and equipment.

**TASK:** Conduct Sniper Operations (5-OPFOR-0006)

**CONDITION:** The opposing forces (OPFOR) element has assigned snipers (regular or irregular elements) in the enemy's rear area along the main supply route (MSR) and near support sites.

**STANDARD:** The OPFOR element kills or wounds targets. 1. Sets up a well-concealed location. 2. Engages vehicle drivers or personnel on foot with short bursts of semiautomatic fire. 3. Kills or wounds selected targets. 4. Prevents the position from being discovered by enemy forces. 5. Evacuates the area without being spotted. 6. Reports all specified priority intelligence requirements (PIR) and other intelligence requirements to the OPFOR headquarters (HQ).

**TASK:** Maintain Contact (5-OPFOR-0003)

**CONDITION:** The opposing forces (OPFOR) element is engaged with enemy base defense forces. The enemy forces are withdrawing under pressure.

**STANDARD:** The OPFOR element maintains enemy contact while the enemy withdraws. 1. Engages the enemy forces decisively. 2. Advances the OPFOR as the enemy forces withdraw. 3. Inflicts heavy casualties. 4. Captures the members of the enemy force. 5. Captures documents and equipment. 6. Safeguards captured documents, equipment, and personnel.

**TASK:** Conduct an Ambush (5-OPFOR-0007)

**CONDITION:** The enemy is moving in a convoy. The opposing forces (OPFOR) element is positioned along the enemy's route.

**STANDARD:** The OPFOR element inflicts casualties on the enemy and causes vehicle and equipment damage. 1. Prepares an ambush site before the element arrives. 2. Surprises march element forces. 3. Inflicts heavy casualties within the designated kill zone. 4. Inflicts heavy damage to vehicles and equipment within the designated kill zone. 5. Delays the march element from reaching a specified destination for a specified period of time. 6. Withdraws on order. 7. Sustains no casualties. 8. Reports actions to superiors.

**TASK:** Surrender to the Capturing Unit on the Battlefield (5-OPFOR-0024)

**CONDITION:** The enemy has captured the opposing forces (OPFOR) element's soldiers, documents, and equipment sensitive to the OPFOR tactical operations.

**STANDARD:** The OPFOR soldiers retain or destroy documents and equipment. The OPFOR element surrenders documents and equipment of no tactical use to the enemy and attempts to conceal or destroy items of tactical value. The OPFOR element attempts escape and evasion. 1. Prevents the successful capture of documents and equipment. 2. Destroys documents and equipment. 3. Removes identifying markings from equipment. 4. Removes unit-identifying insignia. 5. Provides misleading information. 6. Plans an escape. 7. Delays movement to the nearest collection point. 8. Prevents safeguarding of enemy prisoners of war (EPWs) in order to cause embarrassment to the United States (US).

**TASK:** Disrupt a Net Control Station (NCS) (5-OPFOR-0019)

**CONDITION:** The enemy has established a NCS. The opposing forces (OPFOR) element has radio and jamming equipment.

**STANDARD:** The OPFOR element attempts to disrupt an NCS. 1. Attempts to locate the radio frequency that the unit is operating on. 2. Attempts to enter the radio net. 3. Attempts to issue "bogus" orders to a unit on the net. 4. Jams the radio frequency and forces the unit to go to an alternate frequency.

**TASK:** Disrupt Defensive Preparations (5-OPFOR-0018)

**CONDITION:** The opposing forces (OPFOR) element has located the enemy. Priority intelligence requirements (PIR) and other intelligence requirements obtained by OPFOR patrols indicate that the enemy elements are establishing defensive positions. The OPFOR element has automatic and antiarmor weapons and light mortars.

**STANDARD:** The OPFOR element disrupts and delays the enemy's defensive preparations. 1. Locates and penetrates the enemy's security system. 2. Forces the enemy to delay defensive preparations. 3. Disrupts the enemy's obstacle preparations.

**TASK:** Disrupt Enemy Movement and Operations Using Tactical Nuclear Weapons (5-OPFOR-0016)

**CONDITION:** The opposing forces (OPFOR) element has located the enemy. Priority intelligence requirements (PIR) and other intelligence requirements have been obtained by OPFOR patrols. Tactical nuclear weapons are employed against key locations in the rear area.

**STANDARD:** The OPFOR element disrupts enemy movement and operations. 1. Disrupts or delays the movement of the enemy's equipment and supplies to the forward areas. 2. Destroys enemy equipment and supplies. 3. Inflicts a high rate of nuclear casualties among the enemy forces. 4. Denies the enemy the use of specified areas. 5. Contaminates the enemy's equipment and supplies.

**TASK:** Disrupt Quartering Party Operations (5-OPFOR-0017)

**CONDITION:** The enemy is conducting quartering party operations. It has established an assembly area (AA) but has not moved in the main body.

**STANDARD:** The opposing forces (OPFOR) element attempts to disrupt quartering party operations and infiltrate the enemy's AA. 1. Locates the quartering party and the AA. 2. Surprises the main body. 3. Penetrates the AA with squad-size probes. 4. Inflicts personnel casualties and vehicle damage. 5. Disrupts the unit's preparations (prevents or delays beyond the unit's allotted time).

**TASK:** Disrupt Enemy Movement and Operations Using Persistent and Nonpersistent Chemical Weapons (5-OPFOR-0015)

**CONDITION:** The opposing forces (OPFOR) element has located the enemy. Priority intelligence requirements (PIR) and other intelligence requirements have been obtained by OPFOR patrols. The OPFOR units deliver chemical agents, by means of conventional artillery weapons or aircraft, along selected supply routes and key bases in the rear area.

**STANDARD:** The OPFOR element disrupts enemy movement and operations using persistent and nonpersistent chemical weapons. 1. Delivers chemical agents in low and densely wooded areas. 2. Delays the movement of enemy supplies and equipment to the forward areas. 3. Restricts the movement of the enemy units in the rear area. 4. Channels the movement of enemy units into predesignated ambush areas. 5. Contaminates enemy supplies and equipment. 6. Inflicts a high rate of casualties on enemy forces.

**TASK:** Disrupt Movement (5-OPFOR-0014)

**CONDITION:** The enemy is expected to move through the opposing forces (OPFOR) element's area of operations. The OPFOR element has received an operation order (OPORD) or fragmentary order (FRAGO) to disrupt enemy movement. The enemy has the capability to defend with direct fire and antiarmor weapons.

**STANDARD:** The OPFOR element delays enemy movement. 1. Delays the element. 2. Forces the element to deviate from its route. 3. Prevents the element from reaching its destination. 4. Surprises the element's main body.

**TASK:** Counter Passage of Lines (5-OPFOR-0012)

**CONDITION:** Enemy forces are in defensive positions, but they are expected to attempt passage-of-lines operations. The opposing forces (OPFOR) received orders to disrupt enemy passage-of-lines operations.

**STANDARD:** The OPFOR element delays or prevents enemy passage of lines. 1. Delays the passage. 2. Prevents the company from moving all personnel through the stationary unit. 3. Engages the main body of either the moving or the stationary unit.

**TASK:** Disrupt Assembly Area (AA) Activities (5-OPFOR-0013)

**CONDITION:** Intelligence reports indicate that platoon- and company-size enemy units are operating in the opposing forces (OPFOR) area of operations. Enemy units can defend from AAs with direct fire, antiarmor weapons, and indirect fire. The enemy has close air support (CAS) and nuclear, biological, and chemical (NBC) capabilities.

**STANDARD:** The OPFOR element locates and disrupts the enemy's AA activities. 1. Locates the element's AA. 2. Probes the AA with squad- or team-size elements. 3. Inflicts more than 5 percent casualties on the element. 4. Disrupts the element's preparations (prevents or delays beyond the element's allotted time).

**TASK:** Attack (5-OPFOR-0001)

**CONDITION:** The opposing forces (OPFOR) element has located the enemy. The priority intelligence requirements (PIR) and other intelligence requirements have been obtained by OPFOR patrols. The OPFOR element has automatic and antiarmor weapons and light mortars.

**STANDARD:** The OPFOR element attempts to seize the terrain, vehicles, or equipment. 1. Develops an attack plan. 2. Surprises the enemy unit's main body. 3. Initiates the attack using a scheme of maneuver that exploits the enemy's flanks, gaps, and weaknesses. 4. Uses covered and concealed routes to approach the enemy forces' flanks, gaps, or weakly held areas. 5. Employs indirect fire to support the attack. 6. Penetrates enemy defenses. 7. Destroys equipment and supplies. 8. Inflicts heavy casualties. 9. Isolates the combat service support (CSS) base by blocking reinforcements. 10. Forces enemy units to displace. 11. Avoids being fixed in one position. 12. Withdraws before the CSS base is reinforced with tactical combat forces.

**TASK:** Conduct Air Attacks (5-OPFOR-0002)

**CONDITION:** The opposing forces (OPFOR) element in the rear area has forwarded the positions of the enemy support sites or the locations of moving elements. The OPFOR aircraft have been dispatched to attack enemy installations or convoys.

**STANDARD:** The OPFOR element attempts to delay, disrupt, or damage the enemy targets by air. 1. Locates the target (support sites or convoys). 2. Makes attack runs on the designated targets. 3. Inflicts heavy damage to the selected target. 4. Sustains no loss of aircraft. 5. Delays moving the force for more than one hour.

**ELEMENTS:** Team Headquarters  
Heavy Diving Section

**TASK:** Use Passive Air Defense Measures (44-1-C220.05-T01A)  
(FM 44-100) (FM 44-64) (FM 44-8)  
(FM 44-80)

**ITERATION:** 1 2 3 4 5 M (Circle)

**COMMANDER/LEADER ASSESSMENT:** T P U (Circle)

**CONDITIONS:** The element is in a tactical position. Hostile aerial platforms (rotary-wing, fixed-wing, and unmanned aerial vehicles [UAVs]) have been operating in the general area. The element's weapon control status (WCS) is WEAPONS HOLD. Some iterations of this task should be performed in MOPP4.

**TASK STANDARDS:** The opposing forces (OPFOR) element's aerial platforms (rotary-wing, fixed-wing, and UAVs) do not detect the unit. The time required to perform this task is increased when conducting it in mission-oriented protection posture (MOPP) 4 or blackout conditions.

TASK STEPS AND PERFORMANCE MEASURES	GO	NO-GO
<p>* 1. The element leader uses passive air defense measures in a tactical position.</p> <ul style="list-style-type: none"> <li>a. Used all available resources (camouflage, cover, concealment, and dispersion) to hide personnel and equipment to limit vulnerability.</li> </ul> <p>NOTE: Air situational awareness (SA) is achieved by the unit's monitoring the simplified handheld terminal units (SHTUs).</p> <ul style="list-style-type: none"> <li>b. Covered or shaded any shiny items, particularly windshields and optics.</li> <li>c. Established and rehearsed the air attack alarms.</li> <li>d. Dispersed vehicles, tents, and supplies to reduce vulnerability to an air attack.</li> <li>e. Constructed field fortifications with organic equipment as necessary to protect personnel and vulnerable mission-essential equipment.</li> <li>f. Manned observation posts (OPs), daytime or nighttime, to provide warning of approaching aerial platforms (rotary-wing, fixed-wing, and UAVs).</li> <li>g. Established a listening watch on the air defense early-warning net, if the equipment was available and operational.</li> </ul> <p>* 2. The element leader uses passive air defense measures in a convoy.</p> <ul style="list-style-type: none"> <li>a. Ensured that all personnel received the convoy commander's briefing.</li> <li>b. Camouflaged vehicles and equipment before moving out.</li> <li>c. Selected a column interval based on instructions, the mission, and the terrain.</li> <li>d. Placed crew-served weapons throughout the convoy to cover the avenues of approach (front, rear, and flank).</li> <li>e. Assigned soldiers to air guard duties with specific search sectors covering 360 degrees.</li> <li>f. Identified threat aerial platforms (rotary-wing, fixed-wing, and UAVs) visually.</li> <li>g. Reported all aircraft actions to the higher headquarters (HQ).</li> <li>h. Established and rehearsed the air attack alarms.</li> </ul> <p>3. Element personnel use passive air defense measures when occupying or displacing a position.</p> <ul style="list-style-type: none"> <li>a. Maintained the vehicle interval specified in the movement order.</li> <li>b. Staggered vehicles to avoid linear patterns.</li> </ul>		

TASK STEPS AND PERFORMANCE MEASURES	GO	NO-GO
c. Assigned air guards to the sectors of search that covered 360 degrees, and maintained the coverage until the convoy completed the movement. d. Identified threat aerial platforms (rotary-wing, fixed-wing, and UAVs) visually. e. Reported all aircraft actions to the higher HQ. f. Established the vehicle order of precedence.		

TASK PERFORMANCE / EVALUATION SUMMARY BLOCK							
ITERATION	1	2	3	4	5	M	TOTAL
TOTAL TASK STEPS EVALUATED							
TOTAL TASK STEPS "GO"							
TRAINING STATUS "GO"/"NO-GO"							

"\*\*" indicates a leader task step.

**SUPPORTING INDIVIDUAL TASKS: NONE**

**SUPPORTING COLLECTIVE TASKS: NONE**

**OPFOR TASKS AND STANDARDS**

**TASK:** Surrender to the Capturing Unit on the Battlefield (5-OPFOR-0024)

**CONDITION:** The enemy has captured the opposing forces (OPFOR) element's soldiers, documents, and equipment sensitive to the OPFOR tactical operations.

**STANDARD:** The OPFOR soldiers retain or destroy documents and equipment. The OPFOR element surrenders documents and equipment of no tactical use to the enemy and attempts to conceal or destroy items of tactical value. The OPFOR element attempts escape and evasion. 1. Prevents the successful capture of documents and equipment. 2. Destroys documents and equipment. 3. Removes identifying markings from equipment. 4. Removes unit-identifying insignia. 5. Provides misleading information. 6. Plans an escape. 7. Delays movement to the nearest collection point. 8. Prevents safeguarding of enemy prisoners of war (EPWs) in order to cause embarrassment to the United States (US).

**TASK:** Disrupt a Route Reconnaissance (5-OPFOR-0021)

**CONDITION:** The enemy is conducting a route reconnaissance. The opposing forces (OPFOR) element is positioned along the enemy's route.

**STANDARD:** The OPFOR element attempts to disrupt a squad/section conducting a route reconnaissance. 1. Prevents the unit from meeting its specified time schedule. 2. Forces the unit to deviate from its specified route. 3. Prevents the unit from reaching its assigned destination. 4. Surprises the squad/section. 5. Inflicts casualties on the unit.

**TASK:** Conduct an Attack (5-OPFOR-0008)



**CONDITION:** The enemy is conducting tactical operations. The opposing forces (OPFOR) element receives orders to attack the enemy, the area of occupation, or the main supply route (MSR) with smoke.

**STANDARD:** The OPFOR element disrupts the enemy's movement and smoke operations. 1. Determines the delivery method of the smoke attack. 2. Locates the target. 3. Delivers the smoke attack downwind. 4. Attacks the enemy with smoke, and surge attacks when the enemy responds to the smoke.

**TASK:** Conduct a Raid (5-OPFOR-0004)

**CONDITION:** The opposing forces (OPFOR) element has occupied an objective rally point and has orders to conduct a raid on a combat service support (CSS) base.

**STANDARD:** The OPFOR element infiltrates the enemy's base and destroys all of the targets. 1. Surprises the enemy forces. 2. Assaults the support base and accomplishes the assigned tasks. 3. Destroys the specified equipment and supplies. 4. Avoids being decisively engaged. 5. Withdraws all personnel from the objective areas within the time prescribed. 6. Obtains all priority intelligence requirements (PIR) from the raid site. 7. Sustains only light casualties from enemy fire.

**TASK:** Conduct an Aerial Reconnaissance (5-OPFOR-0010)

**CONDITION:** The opposing forces (OPFOR) headquarters (HQ) element requires intelligence on the locations and identification of enemy elements. An aircraft is dispatched to take photographs and make a visual inspection of the enemy rear area.

**STANDARD:** The OPFOR element gathers photograph intelligence of the enemy. 1. Photographs the assigned sectors. 2. Makes quick visual checks where the ceiling is low. 3. Locates enemy positions in the area, particularly support and storage bases, and command and control (C2) facilities. 4. Sustains no loss of aircraft. 5. Reports priority intelligence requirements (PIR) and other information requirements to the OPFOR HQ.

**TASK:** Defeat Obstacles (5-OPFOR-0009)

**CONDITION:** The opposing forces (OPFOR) element encounters an obstacle that blocks the avenue of approach as it advances upon the enemy forces.

**STANDARD:** The OPFOR element bypasses or breaches the enemy obstacle. 1. Detects the obstacle before halting its main body. 2. Defeats the obstacle. a. Bypasses the obstacle without entering the engagement areas. b. Breaches the obstacle within 45 minutes and passes its entire force through the obstacle. 3. Does not incur degradation to the point that the mission must be discontinued.

**TASK:** Disrupt Construction of Vehicle Fighting Positions (5-OPFOR-0020)

**CONDITION:** The opposing forces (OPFOR) element has located the enemy. The priority intelligence requirements (PIR) and other intelligence obtained by OPFOR patrols indicate the enemy is constructing vehicle fighting positions within its defensive area. The OPFOR element has automatic and antiarmor weapons and light mortars.

**STANDARD:** The OPFOR element attempts to disrupt the enemy's efforts to establish vehicle fighting positions. 1. Locates the defensive area. 2. Surprises the main body. 3. Penetrates the defensive area with squad-size probes. 4. Inflicts casualties on the unit. 5. Destroys vehicles. 6. Disrupts the unit's preparations (prevents or delays beyond the unit's allotted time).

**TASK:** Disrupt an Engineer Reconnaissance (5-OPFOR-0022)

**CONDITION:** The enemy is conducting an engineer reconnaissance. The opposing forces (OPFOR) element is positioned along the enemy's route.

**STANDARD:** The OPFOR element disrupts an engineer reconnaissance. 1. Prevents the unit from meeting its specified time schedule. 2. Forces the unit to deviate from its specified route. 3. Prevents the unit from accomplishing its assigned engineer reconnaissance. 4. Surprises the unit conducting the reconnaissance.

**TASK:** Defend a Minefield (5-OPFOR-0023)

**CONDITION:** The enemy is conducting a minefield sweeping operation. The opposing forces (OPFOR) element has a minefield placed in the enemy's path. The minefield is under constant observation and fire.

**STANDARD:** The OPFOR element defends a minefield against an enemy element conducting a minefield sweeping operation. 1. Prevents the unit from detecting the obstacle. 2. Disrupts the minefield sweeping operation. 3. Prevents the unit from conducting the minefield sweeping operation, prevents the unit from moving all personnel through the breach or delays the completion of the minefield sweeping operation for more than 45 minutes.

**TASK:** Conduct Terrorist and Saboteur Attacks (5-OPFOR-0005)

**CONDITION:** The opposing forces (OPFOR) element dispatches small teams into the enemy's rear area to disrupt combat service support (CSS) operations.

**STANDARD:** The enemy sustains disrupted command and control (C2), destroyed equipment and supplies, and light casualties. 1. Locates rear support bases and C2 facilities. 2. Delays and disrupts CSS operations through probes. 3. Infiltrates CSS bases to conduct sabotage and terrorist activities. 4. Inflicts light casualties. 5. Destroys supplies and equipment.

**TASK:** Conduct Sniper Operations (5-OPFOR-0006)

**CONDITION:** The opposing forces (OPFOR) element has assigned snipers (regular or irregular elements) in the enemy's rear area along the main supply route (MSR) and near support sites.

**STANDARD:** The OPFOR element kills or wounds targets. 1. Sets up a well-concealed location. 2. Engages vehicle drivers or personnel on foot with short bursts of semiautomatic fire. 3. Kills or wounds selected targets. 4. Prevents the position from being discovered by enemy forces. 5. Evacuates the area without being spotted. 6. Reports all specified priority intelligence requirements (PIR) and other intelligence requirements to the OPFOR headquarters (HQ).

**TASK:** Maintain Contact (5-OPFOR-0003)

**CONDITION:** The opposing forces (OPFOR) element is engaged with enemy base defense forces. The enemy forces are withdrawing under pressure.

**STANDARD:** The OPFOR element maintains enemy contact while the enemy withdraws. 1. Engages the enemy forces decisively. 2. Advances the OPFOR as the enemy forces withdraw. 3. Inflicts heavy casualties. 4. Captures the members of the enemy force. 5. Captures documents and equipment. 6. Safeguards captured documents, equipment, and personnel.

**TASK:** Conduct an Ambush (5-OPFOR-0007)

**CONDITION:** The enemy is moving in a convoy. The opposing forces (OPFOR) element is positioned along the enemy's route.

**STANDARD:** The OPFOR element inflicts casualties on the enemy and causes vehicle and equipment damage. 1. Prepares an ambush site before the element arrives. 2. Surprises march element forces. 3. Inflicts heavy casualties within the designated kill zone. 4. Inflicts heavy damage to vehicles and equipment within the designated kill zone. 5. Delays the march element from reaching a specified destination for a specified period of time. 6. Withdraws on order. 7. Sustains no casualties. 8. Reports actions to superiors.

**TASK:** Disrupt a Net Control Station (NCS) (5-OPFOR-0019)

**CONDITION:** The enemy has established a NCS. The opposing forces (OPFOR) element has radio and jamming equipment.

**STANDARD:** The OPFOR element attempts to disrupt an NCS. 1. Attempts to locate the radio frequency that the unit is operating on. 2. Attempts to enter the radio net. 3. Attempts to issue "bogus" orders to a unit on the net. 4. Jams the radio frequency and forces the unit to go to an alternate frequency.

**TASK:** Disrupt Defensive Preparations (5-OPFOR-0018)

**CONDITION:** The opposing forces (OPFOR) element has located the enemy. Priority intelligence requirements (PIR) and other intelligence requirements obtained by OPFOR patrols indicate that the enemy elements are establishing defensive positions. The OPFOR element has automatic and antiarmor weapons and light mortars.

**STANDARD:** The OPFOR element disrupts and delays the enemy's defensive preparations. 1. Locates and penetrates the enemy's security system. 2. Forces the enemy to delay defensive preparations. 3. Disrupts the enemy's obstacle preparations.

**TASK:** Disrupt Enemy Movement and Operations Using Tactical Nuclear Weapons (5-OPFOR-0016)

**CONDITION:** The opposing forces (OPFOR) element has located the enemy. Priority intelligence requirements (PIR) and other intelligence requirements have been obtained by OPFOR patrols. Tactical nuclear weapons are employed against key locations in the rear area.

**STANDARD:** The OPFOR element disrupts enemy movement and operations. 1. Disrupts or delays the movement of the enemy's equipment and supplies to the forward areas. 2. Destroys enemy equipment and supplies. 3. Inflicts a high rate of nuclear casualties among the enemy forces. 4. Denies the enemy the use of specified areas. 5. Contaminates the enemy's equipment and supplies.

**TASK:** Disrupt Quartering Party Operations (5-OPFOR-0017)

**CONDITION:** The enemy is conducting quartering party operations. It has established an assembly area (AA) but has not moved in the main body.

**STANDARD:** The opposing forces (OPFOR) element attempts to disrupt quartering party operations and infiltrate the enemy's AA. 1. Locates the quartering party and the AA. 2. Surprises the main body. 3. Penetrates the AA with squad-size probes. 4. Inflicts personnel casualties and vehicle damage. 5. Disrupts the unit's preparations (prevents or delays beyond the unit's allotted time).

**TASK:** Disrupt Enemy Movement and Operations Using Persistent and Nonpersistent Chemical Weapons (5-OPFOR-0015)

**CONDITION:** The opposing forces (OPFOR) element has located the enemy. Priority intelligence requirements (PIR) and other intelligence requirements have been obtained by OPFOR patrols. The OPFOR units deliver chemical agents, by means of conventional artillery weapons or aircraft, along selected supply routes and key bases in the rear area.

**STANDARD:** The OPFOR element disrupts enemy movement and operations using persistent and nonpersistent chemical weapons. 1. Delivers chemical agents in low and densely wooded areas. 2. Delays the movement of enemy supplies and equipment to the forward areas. 3. Restricts the movement of the enemy units in the rear area. 4. Channels the movement of enemy units into predesignated ambush areas. 5. Contaminates enemy supplies and equipment. 6. Inflicts a high rate of casualties on enemy forces.

**TASK:** Disrupt Movement (5-OPFOR-0014)

**CONDITION:** The enemy is expected to move through the opposing forces (OPFOR) element's area of operations. The OPFOR element has received an operation order (OPORD) or fragmentary order (FRAGO) to disrupt enemy movement. The enemy has the capability to defend with direct fire and antiarmor weapons.

**STANDARD:** The OPFOR element delays enemy movement. 1. Delays the element. 2. Forces the element to deviate from its route. 3. Prevents the element from reaching its destination. 4. Surprises the element's main body.

**TASK:** Counter Passage of Lines (5-OPFOR-0012)

**CONDITION:** Enemy forces are in defensive positions, but they are expected to attempt passage-of-lines operations. The opposing forces (OPFOR) received orders to disrupt enemy passage-of-lines operations.

**STANDARD:** The OPFOR element delays or prevents enemy passage of lines. 1. Delays the passage. 2. Prevents the company from moving all personnel through the stationary unit. 3. Engages the main body of either the moving or the stationary unit.

**TASK:** Disrupt Assembly Area (AA) Activities (5-OPFOR-0013)

**CONDITION:** Intelligence reports indicate that platoon- and company-size enemy units are operating in the opposing forces (OPFOR) area of operations. Enemy units can defend from AAs with direct fire, antiarmor weapons, and indirect fire. The enemy has close air support (CAS) and nuclear, biological, and chemical (NBC) capabilities.

**STANDARD:** The OPFOR element locates and disrupts the enemy's AA activities. 1. Locates the element's AA. 2. Probes the AA with squad- or team-size elements. 3. Inflicts more than 5 percent casualties on the element. 4. Disrupts the element's preparations (prevents or delays beyond the element's allotted time).

**TASK:** Attack (5-OPFOR-0001)

**CONDITION:** The opposing forces (OPFOR) element has located the enemy. The priority intelligence requirements (PIR) and other intelligence requirements have been obtained by OPFOR patrols. The OPFOR element has automatic and antiarmor weapons and light mortars.

**STANDARD:** The OPFOR element attempts to seize the terrain, vehicles, or equipment. 1. Develops an attack plan. 2. Surprises the enemy unit's main body. 3. Initiates the attack using a scheme of maneuver that exploits the enemy's flanks, gaps, and weaknesses. 4. Uses covered and concealed routes to approach the enemy forces' flanks, gaps, or weakly held areas. 5. Employs indirect fire to support the attack. 6. Penetrates enemy defenses. 7. Destroys equipment and supplies. 8. Inflicts heavy casualties. 9. Isolates the combat service support (CSS) base by blocking reinforcements. 10. Forces enemy units to displace. 11. Avoids being fixed in one position. 12. Withdraws before the CSS base is reinforced with tactical combat forces.

**TASK:** Conduct Air Attacks (5-OPFOR-0002)

**CONDITION:** The opposing forces (OPFOR) element in the rear area has forwarded the positions of the enemy support sites or the locations of moving elements. The OPFOR aircraft have been dispatched to attack enemy installations or convoys.

**STANDARD:** The OPFOR element attempts to delay, disrupt, or damage the enemy targets by air. 1. Locates the target (support sites or convoys). 2. Makes attack runs on the designated targets. 3. Inflicts heavy damage to the selected target. 4. Sustains no loss of aircraft. 5. Delays moving the force for more than one hour.

**ELEMENTS:** Team Headquarters  
Heavy Diving Section

**TASK:** Perform Risk Management Procedures (71-2-0326.05-T01A)  
(AR 385-10) (FM 25-100) (FM 3-0)

**ITERATION:** 1 2 3 4 5 M (Circle)

**COMMANDER/LEADER ASSESSMENT:** T P U (Circle)

**CONDITIONS:** The element is deployed performing its combat mission. Some iterations of this task should be performed in MOPP4.

**TASK STANDARDS:** Leaders and soldiers are aware of potential safety problems when conducting the task. The element trains to standard and does not take shortcuts that endanger element members. All risks taken are necessary to accomplish the training objectives. Appropriate measures are taken to minimize risks. The time required to perform this task is increased when conducting it in mission-oriented protection posture (MOPP) 4.

TASK STEPS AND PERFORMANCE MEASURES	GO	NO-GO
<p>* 1. The commander identifies the risk or safety hazards.</p> <ul style="list-style-type: none"> <li>a. Analyzed the operation plan (OPLAN), the fragmentary order (FRAGO), and the operation order (OPORD) for specified and implied missions (tasks).</li> <li>b. Integrated safety into every phase of the planning process.</li> <li>c. Assessed the risks before issuing a FRAGO when the mission or conditions changed.</li> </ul> <p>* 2. Leaders evaluate the risk or safety hazards identified in the operation.</p> <ul style="list-style-type: none"> <li>a. Compared the risk to the acceptable level of risk in the commander's intent, based on the stated training objective.</li> <li>b. Determined the likelihood of equipment and personnel losses from accidents.</li> <li>c. Described the operation in terms of high, medium, or low risk.</li> <li>d. Prepared courses of action (COAs) that minimized accidental losses.</li> </ul> <p>* 3. The commander (or leaders) eliminates or reduces the risk or safety hazards.</p> <ul style="list-style-type: none"> <li>a. Chose a COA that maximized the operation and minimized the risk.</li> <li>b. Developed procedures that reduced the risk or safety hazards.</li> <li>c. Prescribed the safety or protective equipment.</li> <li>d. Briefed the elements before all operations.</li> </ul> <p>4. The element carries out the safety procedures.</p> <ul style="list-style-type: none"> <li>a. Received safety briefings before all operations.</li> <li>b. Practiced the safety procedures during all mission rehearsals.</li> <li>c. Made on-the-spot safety corrections.</li> </ul> <p>NOTES:</p> <p>1. Safety is a part of realism--and realism includes building safety into the training so that safe practices, which eliminate accidents, become second nature during war (refer to Field Manual [FM] 25-100).</p> <p>2. FM 3-0 emphasizes the need for boldness and that commanders must take "risks and tenaciously press soldiers and systems" as an imperative of the Air Land Battle. However, such an imperative is founded on the premise that protecting the force to the maximum extent possible ensures winning the battle. Formally, risk is an expression of possible loss over a specific period of time or number of operational</p>		

TASK STEPS AND PERFORMANCE MEASURES	GO	NO-GO
cycles as defined by the Center for Army Safety.		

TASK PERFORMANCE / EVALUATION SUMMARY BLOCK							
ITERATION	1	2	3	4	5	M	TOTAL
TOTAL TASK STEPS EVALUATED							
TOTAL TASK STEPS "GO"							
TRAINING STATUS "GO"/"NO-GO"							

"\*" indicates a leader task step.

**SUPPORTING INDIVIDUAL TASKS: NONE**

**SUPPORTING COLLECTIVE TASKS: NONE**

**OPFOR TASKS AND STANDARDS**

**TASK:** Surrender to the Capturing Unit on the Battlefield (5-OPFOR-0024)

**CONDITION:** The enemy has captured the opposing forces (OPFOR) element's soldiers, documents, and equipment sensitive to the OPFOR tactical operations.

**STANDARD:** The OPFOR soldiers retain or destroy documents and equipment. The OPFOR element surrenders documents and equipment of no tactical use to the enemy and attempts to conceal or destroy items of tactical value. The OPFOR element attempts escape and evasion. 1. Prevents the successful capture of documents and equipment. 2. Destroys documents and equipment. 3. Removes identifying markings from equipment. 4. Removes unit-identifying insignia. 5. Provides misleading information. 6. Plans an escape. 7. Delays movement to the nearest collection point. 8. Prevents safeguarding of enemy prisoners of war (EPWs) in order to cause embarrassment to the United States (US).

**TASK:** Disrupt a Route Reconnaissance (5-OPFOR-0021)

**CONDITION:** The enemy is conducting a route reconnaissance. The opposing forces (OPFOR) element is positioned along the enemy's route.

**STANDARD:** The OPFOR element attempts to disrupt a squad/section conducting a route reconnaissance. 1. Prevents the unit from meeting its specified time schedule. 2. Forces the unit to deviate from its specified route. 3. Prevents the unit from reaching its assigned destination. 4. Surprises the squad/section. 5. Inflicts casualties on the unit.

**TASK:** Conduct an Attack (5-OPFOR-0008)

**CONDITION:** The enemy is conducting tactical operations. The opposing forces (OPFOR) element receives orders to attack the enemy, the area of occupation, or the main supply route (MSR) with smoke.

**STANDARD:** The OPFOR element disrupts the enemy's movement and smoke operations. 1. Determines the delivery method of the smoke attack. 2. Locates the target. 3. Delivers the smoke attack downwind. 4. Attacks the enemy with smoke, and surge attacks when the enemy responds to the smoke.

**TASK:** Conduct a Raid (5-OPFOR-0004)

**CONDITION:** The opposing forces (OPFOR) element has occupied an objective rally point and has orders to conduct a raid on a combat service support (CSS) base.

**STANDARD:** The OPFOR element infiltrates the enemy's base and destroys all of the targets. 1. Surprises the enemy forces. 2. Assaults the support base and accomplishes the assigned tasks. 3. Destroys the specified equipment and supplies. 4. Avoids being decisively engaged. 5. Withdraws all personnel from the objective areas within the time prescribed. 6. Obtains all priority intelligence requirements (PIR) from the raid site. 7. Sustains only light casualties from enemy fire.

**TASK:** Conduct an Aerial Reconnaissance (5-OPFOR-0010)

**CONDITION:** The opposing forces (OPFOR) headquarters (HQ) element requires intelligence on the locations and identification of enemy elements. An aircraft is dispatched to take photographs and make a visual inspection of the enemy rear area.

**STANDARD:** The OPFOR element gathers photograph intelligence of the enemy. 1. Photographs the assigned sectors. 2. Makes quick visual checks where the ceiling is low. 3. Locates enemy positions in the area, particularly support and storage bases, and command and control (C2) facilities. 4. Sustains no loss of aircraft. 5. Reports priority intelligence requirements (PIR) and other information requirements to the OPFOR HQ.

**TASK:** Defeat Obstacles (5-OPFOR-0009)

**CONDITION:** The opposing forces (OPFOR) element encounters an obstacle that blocks the avenue of approach as it advances upon the enemy forces.

**STANDARD:** The OPFOR element bypasses or breaches the enemy obstacle. 1. Detects the obstacle before halting its main body. 2. Defeats the obstacle. a. Bypasses the obstacle without entering the engagement areas. b. Breaches the obstacle within 45 minutes and passes its entire force through the obstacle. 3. Does not incur degradation to the point that the mission must be discontinued.

**TASK:** Disrupt Construction of Vehicle Fighting Positions (5-OPFOR-0020)

**CONDITION:** The opposing forces (OPFOR) element has located the enemy. The priority intelligence requirements (PIR) and other intelligence obtained by OPFOR patrols indicate the enemy is constructing vehicle fighting positions within its defensive area. The OPFOR element has automatic and antiarmor weapons and light mortars.

**STANDARD:** The OPFOR element attempts to disrupt the enemy's efforts to establish vehicle fighting positions. 1. Locates the defensive area. 2. Surprises the main body. 3. Penetrates the defensive area with squad-size probes. 4. Inflicts casualties on the unit. 5. Destroys vehicles. 6. Disrupts the unit's preparations (prevents or delays beyond the unit's allotted time).

**TASK:** Disrupt an Engineer Reconnaissance (5-OPFOR-0022)

**CONDITION:** The enemy is conducting an engineer reconnaissance. The opposing forces (OPFOR) element is positioned along the enemy's route.



**STANDARD:** The OPFOR element disrupts an engineer reconnaissance. 1. Prevents the unit from meeting its specified time schedule. 2. Forces the unit to deviate from its specified route. 3. Prevents the unit from accomplishing its assigned engineer reconnaissance. 4. Surprises the unit conducting the reconnaissance.

**TASK:** Defend a Minefield (5-OPFOR-0023)

**CONDITION:** The enemy is conducting a minefield sweeping operation. The opposing forces (OPFOR) element has a minefield placed in the enemy's path. The minefield is under constant observation and fire.

**STANDARD:** The OPFOR element defends a minefield against an enemy element conducting a minefield sweeping operation. 1. Prevents the unit from detecting the obstacle. 2. Disrupts the minefield sweeping operation. 3. Prevents the unit from conducting the minefield sweeping operation, prevents the unit from moving all personnel through the breach or delays the completion of the minefield sweeping operation for more than 45 minutes.

**TASK:** Conduct Terrorist and Saboteur Attacks (5-OPFOR-0005)

**CONDITION:** The opposing forces (OPFOR) element dispatches small teams into the enemy's rear area to disrupt combat service support (CSS) operations.

**STANDARD:** The enemy sustains disrupted command and control (C2), destroyed equipment and supplies, and light casualties. 1. Locates rear support bases and C2 facilities. 2. Delays and disrupts CSS operations through probes. 3. Infiltrates CSS bases to conduct sabotage and terrorist activities. 4. Inflicts light casualties. 5. Destroys supplies and equipment.

**TASK:** Conduct Sniper Operations (5-OPFOR-0006)

**CONDITION:** The opposing forces (OPFOR) element has assigned snipers (regular or irregular elements) in the enemy's rear area along the main supply route (MSR) and near support sites.

**STANDARD:** The OPFOR element kills or wounds targets. 1. Sets up a well-concealed location. 2. Engages vehicle drivers or personnel on foot with short bursts of semiautomatic fire. 3. Kills or wounds selected targets. 4. Prevents the position from being discovered by enemy forces. 5. Evacuates the area without being spotted. 6. Reports all specified priority intelligence requirements (PIR) and other intelligence requirements to the OPFOR headquarters (HQ).

**TASK:** Maintain Contact (5-OPFOR-0003)

**CONDITION:** The opposing forces (OPFOR) element is engaged with enemy base defense forces. The enemy forces are withdrawing under pressure.

**STANDARD:** The OPFOR element maintains enemy contact while the enemy withdraws. 1. Engages the enemy forces decisively. 2. Advances the OPFOR as the enemy forces withdraw. 3. Inflicts heavy casualties. 4. Captures the members of the enemy force. 5. Captures documents and equipment. 6. Safeguards captured documents, equipment, and personnel.

**TASK:** Conduct an Ambush (5-OPFOR-0007)

**CONDITION:** The enemy is moving in a convoy. The opposing forces (OPFOR) element is positioned along the enemy's route.

**STANDARD:** The OPFOR element inflicts casualties on the enemy and causes vehicle and equipment damage. 1. Prepares an ambush site before the element arrives. 2. Surprises march element forces. 3. Inflicts heavy casualties within the designated kill zone. 4. Inflicts heavy damage to vehicles and equipment within the designated kill zone. 5. Delays the march element from reaching a specified destination for a specified period of time. 6. Withdraws on order. 7. Sustains no casualties. 8. Reports actions to superiors.

**TASK:** Disrupt a Net Control Station (NCS) (5-OPFOR-0019)

**CONDITION:** The enemy has established a NCS. The opposing forces (OPFOR) element has radio and jamming equipment.

**STANDARD:** The OPFOR element attempts to disrupt an NCS. 1. Attempts to locate the radio frequency that the unit is operating on. 2. Attempts to enter the radio net. 3. Attempts to issue "bogus" orders to a unit on the net. 4. Jams the radio frequency and forces the unit to go to an alternate frequency.

**TASK:** Disrupt Defensive Preparations (5-OPFOR-0018)

**CONDITION:** The opposing forces (OPFOR) element has located the enemy. Priority intelligence requirements (PIR) and other intelligence requirements obtained by OPFOR patrols indicate that the enemy elements are establishing defensive positions. The OPFOR element has automatic and antiarmor weapons and light mortars.

**STANDARD:** The OPFOR element disrupts and delays the enemy's defensive preparations. 1. Locates and penetrates the enemy's security system. 2. Forces the enemy to delay defensive preparations. 3. Disrupts the enemy's obstacle preparations.

**TASK:** Disrupt Enemy Movement and Operations Using Tactical Nuclear Weapons (5-OPFOR-0016)

**CONDITION:** The opposing forces (OPFOR) element has located the enemy. Priority intelligence requirements (PIR) and other intelligence requirements have been obtained by OPFOR patrols. Tactical nuclear weapons are employed against key locations in the rear area.

**STANDARD:** The OPFOR element disrupts enemy movement and operations. 1. Disrupts or delays the movement of the enemy's equipment and supplies to the forward areas. 2. Destroys enemy equipment and supplies. 3. Inflicts a high rate of nuclear casualties among the enemy forces. 4. Denies the enemy the use of specified areas. 5. Contaminates the enemy's equipment and supplies.

**TASK:** Disrupt Quartering Party Operations (5-OPFOR-0017)

**CONDITION:** The enemy is conducting quartering party operations. It has established an assembly area (AA) but has not moved in the main body.

**STANDARD:** The opposing forces (OPFOR) element attempts to disrupt quartering party operations and infiltrate the enemy's AA. 1. Locates the quartering party and the AA. 2. Surprises the main body. 3. Penetrates the AA with squad-size probes. 4. Inflicts personnel casualties and vehicle damage. 5. Disrupts the unit's preparations (prevents or delays beyond the unit's allotted time).

**TASK:** Disrupt Enemy Movement and Operations Using Persistent and Nonpersistent Chemical Weapons (5-OPFOR-0015)

**CONDITION:** The opposing forces (OPFOR) element has located the enemy. Priority intelligence requirements (PIR) and other intelligence requirements have been obtained by OPFOR patrols. The OPFOR units deliver chemical agents, by means of conventional artillery weapons or aircraft, along selected supply routes and key bases in the rear area.

**STANDARD:** The OPFOR element disrupts enemy movement and operations using persistent and nonpersistent chemical weapons. 1. Delivers chemical agents in low and densely wooded areas. 2. Delays the movement of enemy supplies and equipment to the forward areas. 3. Restricts the movement of the enemy units in the rear area. 4. Channels the movement of enemy units into predesignated ambush areas. 5. Contaminates enemy supplies and equipment. 6. Inflicts a high rate of casualties on enemy forces.

**TASK:** Disrupt Movement (5-OPFOR-0014)

**CONDITION:** The enemy is expected to move through the opposing forces (OPFOR) element's area of operations. The OPFOR element has received an operation order (OPORD) or fragmentary order (FRAGO) to disrupt enemy movement. The enemy has the capability to defend with direct fire and antiarmor weapons.

**STANDARD:** The OPFOR element delays enemy movement. 1. Delays the element. 2. Forces the element to deviate from its route. 3. Prevents the element from reaching its destination. 4. Surprises the element's main body.

**TASK:** Counter Passage of Lines (5-OPFOR-0012)

**CONDITION:** Enemy forces are in defensive positions, but they are expected to attempt passage-of-lines operations. The opposing forces (OPFOR) received orders to disrupt enemy passage-of-lines operations.

**STANDARD:** The OPFOR element delays or prevents enemy passage of lines. 1. Delays the passage. 2. Prevents the company from moving all personnel through the stationary unit. 3. Engages the main body of either the moving or the stationary unit.

**TASK:** Disrupt Assembly Area (AA) Activities (5-OPFOR-0013)

**CONDITION:** Intelligence reports indicate that platoon- and company-size enemy units are operating in the opposing forces (OPFOR) area of operations. Enemy units can defend from AAs with direct fire, antiarmor weapons, and indirect fire. The enemy has close air support (CAS) and nuclear, biological, and chemical (NBC) capabilities.

**STANDARD:** The OPFOR element locates and disrupts the enemy's AA activities. 1. Locates the element's AA. 2. Probes the AA with squad- or team-size elements. 3. Inflicts more than 5 percent casualties on the element. 4. Disrupts the element's preparations (prevents or delays beyond the element's allotted time).

**TASK:** Attack (5-OPFOR-0001)

**CONDITION:** The opposing forces (OPFOR) element has located the enemy. The priority intelligence requirements (PIR) and other intelligence requirements have been obtained by OPFOR patrols. The OPFOR element has automatic and antiarmor weapons and light mortars.

**STANDARD:** The OPFOR element attempts to seize the terrain, vehicles, or equipment. 1. Develops an attack plan. 2. Surprises the enemy unit's main body. 3. Initiates the attack using a scheme of maneuver that exploits the enemy's flanks, gaps, and weaknesses. 4. Uses covered and concealed routes to approach the enemy forces' flanks, gaps, or weakly held areas. 5. Employs indirect fire to support the attack. 6. Penetrates enemy defenses. 7. Destroys equipment and supplies. 8. Inflicts heavy casualties. 9. Isolates the combat service support (CSS) base by blocking reinforcements. 10. Forces enemy units to displace. 11. Avoids being fixed in one position. 12. Withdraws before the CSS base is reinforced with tactical combat forces.

**TASK:** Conduct Air Attacks (5-OPFOR-0002)

**CONDITION:** The opposing forces (OPFOR) element in the rear area has forwarded the positions of the enemy support sites or the locations of moving elements. The OPFOR aircraft have been dispatched to attack enemy installations or convoys.

**STANDARD:** The OPFOR element attempts to delay, disrupt, or damage the enemy targets by air. 1. Locates the target (support sites or convoys). 2. Makes attack runs on the designated targets. 3. Inflicts heavy damage to the selected target. 4. Sustains no loss of aircraft. 5. Delays moving the force for more than one hour.

**ELEMENTS:** Team Headquarters  
Heavy Diving Section

**TASK:** Coordinate for Medical Services (05-1-0050)  
(FM 8-10) (FM 8-10-1) (FM 8-10-6)

**ITERATION:** 1 2 3 4 5 M (Circle)

**COMMANDER/LEADER ASSESSMENT:** T P U (Circle)

**CONDITIONS:** The battalion is conducting continuous tactical operations. Some iterations of this task should be performed in MOPP4.

**TASK STANDARDS:** All leaders know where to receive medical support and know evacuation procedures. Subunits can identify the location of medical facilities and services. Medical support is available at all times. The time required to perform this task is increased when conducting it in mission-oriented protection posture (MOPP) 4.

TASK STEPS AND PERFORMANCE MEASURES	GO	NO-GO
<ol style="list-style-type: none"> <li>1. The element leader determines medical support requirements based on--                             <ol style="list-style-type: none"> <li>a. The battalion mission.</li> <li>b. The projected company missions.</li> <li>c. Requests from subordinate and supporting units.</li> </ol> </li> <li>2. The Operations and Training Officer (US Army) (S3) requests medical support from the brigade S3 or supported unit.                             <ol style="list-style-type: none"> <li>a. Requested at least one physician assistant.</li> <li>b. Identified the number of medics needed.</li> <li>c. Provided the dates and time periods medical personnel were needed.</li> <li>d. Established the time and the location that medical personnel would link up with the unit.</li> <li>e. Identified special equipment that the medics needed to bring.</li> </ol> </li> <li>3. The battalion S3 coordinates for pick up and assigns medics.                             <ol style="list-style-type: none"> <li>a. Assigned medics to companies based on the mission.</li> <li>b. Established the support relationship.</li> <li>c. Coordinated the time and the linkup of medics with the unit they would support.</li> </ol> </li> <li>4. The headquarters (HQ) company commander or first sergeant (1SG) plans for the treatment and evacuation of casualties.                             <ol style="list-style-type: none"> <li>a. Established sick call procedures according to the unit standing operating procedure (SOP).</li> <li>b. Located medical facilities and medical supply points in the area of operations.</li> <li>c. Planned casualty treatment operations with the assistance of the medic.                                     <ol style="list-style-type: none"> <li>(1) Designated a casualty collection point.</li> <li>(2) Designated evacuation routes.</li> <li>(3) Planned for the security of the casualty collection point.</li> <li>(4) Ensured aid and litter teams were designated by all elements.</li> </ol> </li> <li>d. Identified and disseminated evacuation procedures, to include--                                     <ol style="list-style-type: none"> <li>(1) Medical-evacuation (MEDEVAC) procedures.</li> <li>(2) Routes.</li> <li>(3) Vehicles to be used as ambulances.</li> <li>(4) The location of medical facilities.</li> </ol> </li> </ol> </li> </ol>		

TASK STEPS AND PERFORMANCE MEASURES	GO	NO-GO
<p>(5) The information in all operation orders (OPORD).</p> <p>5. Battalion personnel and medics administer first aid to wounded personnel and evacuate casualties to the collection point.</p> <ol style="list-style-type: none"> <li>a. Caused no further injury during evacuation.</li> <li>b. Used poleless or improvised (poncho) litters.</li> <li>c. Employed the one- or two-man carry method.</li> </ol> <p>6. The HQ company 1SG, designated noncommissioned officer (NCO), or medic effects casualty evacuation from the collection point to the medical facility.</p> <ol style="list-style-type: none"> <li>a. Determined the nearest medical facility to which the casualty would be evacuated.</li> <li>b. Contacted the medical facility where the casualty was being transported.               <ol style="list-style-type: none"> <li>(1) Ensured that the facility could accommodate the casualty.</li> <li>(2) Provided all available medical information regarding the casualty.</li> <li>(3) Requested advice regarding special measures taken before and during evacuation.</li> </ol> </li> <li>c. Evacuated nonthreatening injuries by ground ambulance.</li> <li>d. Evacuated life-threatening injuries by helicopter using MEDEVAC procedures as outlined in the company SOP.</li> <li>e. Caused no further injuries during evacuation.</li> <li>f. Retained all classified materials (signal operation instructions [SOI], maps, orders, and overlays) and weapons in the casualty's custody.</li> </ol> <p>7. The element leader notifies higher HQ of casualties.</p> <ol style="list-style-type: none"> <li>a. Provided the casualty's name, rank, and medical condition.</li> <li>b. Reported the facility to which the soldier was evacuated.</li> </ol>		

TASK PERFORMANCE / EVALUATION SUMMARY BLOCK							
ITERATION	1	2	3	4	5	M	TOTAL
TOTAL TASK STEPS EVALUATED							
TOTAL TASK STEPS "GO"							
TRAINING STATUS "GO"/"NO-GO"							

"\*\*" indicates a leader task step.

**SUPPORTING INDIVIDUAL TASKS: NONE**

**SUPPORTING COLLECTIVE TASKS: NONE**

**OPFOR TASKS AND STANDARDS**

**TASK:** Conduct a Raid (5-OPFOR-0004)

**CONDITION:** The opposing forces (OPFOR) element has occupied an objective rally point and has orders to conduct a raid on a combat service support (CSS) base.

**STANDARD:** The OPFOR element infiltrates the enemy's base and destroys all of the targets. 1. Surprises the enemy forces. 2. Assaults the support base and accomplishes the assigned tasks. 3. Destroys the specified equipment and supplies. 4. Avoids being decisively engaged. 5. Withdraws all personnel from the objective areas within the time prescribed. 6. Obtains all priority intelligence requirements (PIR) from the raid site. 7. Sustains only light casualties from enemy fire.

**TASK:** Conduct Sniper Operations (5-OPFOR-0006)

**CONDITION:** The opposing forces (OPFOR) element has assigned snipers (regular or irregular elements) in the enemy's rear area along the main supply route (MSR) and near support sites.

**STANDARD:** The OPFOR element kills or wounds targets. 1. Sets up a well-concealed location. 2. Engages vehicle drivers or personnel on foot with short bursts of semiautomatic fire. 3. Kills or wounds selected targets. 4. Prevents the position from being discovered by enemy forces. 5. Evacuates the area without being spotted. 6. Reports all specified priority intelligence requirements (PIR) and other intelligence requirements to the OPFOR headquarters (HQ).

**TASK:** Conduct an Attack (5-OPFOR-0008)

**CONDITION:** The enemy is conducting tactical operations. The opposing forces (OPFOR) element receives orders to attack the enemy, the area of occupation, or the main supply route (MSR) with smoke.

**STANDARD:** The OPFOR element disrupts the enemy's movement and smoke operations. 1. Determines the delivery method of the smoke attack. 2. Locates the target. 3. Delivers the smoke attack downwind. 4. Attacks the enemy with smoke, and surge attacks when the enemy responds to the smoke.

**TASK:** Conduct an Aerial Reconnaissance (5-OPFOR-0010)

**CONDITION:** The opposing forces (OPFOR) headquarters (HQ) element requires intelligence on the locations and identification of enemy elements. An aircraft is dispatched to take photographs and make a visual inspection of the enemy rear area.

**STANDARD:** The OPFOR element gathers photograph intelligence of the enemy. 1. Photographs the assigned sectors. 2. Makes quick visual checks where the ceiling is low. 3. Locates enemy positions in the area, particularly support and storage bases, and command and control (C2) facilities. 4. Sustains no loss of aircraft. 5. Reports priority intelligence requirements (PIR) and other information requirements to the OPFOR HQ.

**TASK:** Gather Intelligence (5-OPFOR-0011)

**CONDITION:** The opposing forces (OPFOR) small element, operating in the rear area, is planning attacks on enemy bases. Information is needed to complete the plans.

**STANDARD:** The OPFOR element infiltrates, gathers intelligence information, and submits its findings to the command. 1. Identifies all priority intelligence requirements (PIR) and other intelligence requirements. 2. Passes through any outpost, defensive wire, or warning devices undetected. 3. Moves to an observation point that offers cover and concealment and is clear enough to gather PIR and other intelligence requirements. 4. Gathers all PIR and other intelligence requirements. 5. Withdraws from the area undetected. 6. Reports all information to the OPFOR headquarters (HQ).

**TASK:** Disrupt Defensive Preparations (5-OPFOR-0018)

**CONDITION:** The opposing forces (OPFOR) element has located the enemy. Priority intelligence requirements (PIR) and other intelligence requirements obtained by OPFOR patrols indicate that the enemy elements are establishing defensive positions. The OPFOR element has automatic and antiarmor weapons and light mortars.

**STANDARD:** The OPFOR element disrupts and delays the enemy's defensive preparations. 1. Locates and penetrates the enemy's security system. 2. Forces the enemy to delay defensive preparations. 3. Disrupts the enemy's obstacle preparations.

**TASK:** Disrupt Movement (5-OPFOR-0014)

**CONDITION:** The enemy is expected to move through the opposing forces (OPFOR) element's area of operations. The OPFOR element has received an operation order (OPORD) or fragmentary order (FRAGO) to disrupt enemy movement. The enemy has the capability to defend with direct fire and antiarmor weapons.

**STANDARD:** The OPFOR element delays enemy movement. 1. Delays the element. 2. Forces the element to deviate from its route. 3. Prevents the element from reaching its destination. 4. Surprises the element's main body.

**TASK:** Defeat Obstacles (5-OPFOR-0009)

**CONDITION:** The opposing forces (OPFOR) element encounters an obstacle that blocks the avenue of approach as it advances upon the enemy forces.

**STANDARD:** The OPFOR element bypasses or breaches the enemy obstacle. 1. Detects the obstacle before halting its main body. 2. Defeats the obstacle. a. Bypasses the obstacle without entering the engagement areas. b. Breaches the obstacle within 45 minutes and passes its entire force through the obstacle. 3. Does not incur degradation to the point that the mission must be discontinued.

**TASK:** Disrupt a Route Reconnaissance (5-OPFOR-0021)

**CONDITION:** The enemy is conducting a route reconnaissance. The opposing forces (OPFOR) element is positioned along the enemy's route.

**STANDARD:** The OPFOR element attempts to disrupt a squad/section conducting a route reconnaissance. 1. Prevents the unit from meeting its specified time schedule. 2. Forces the unit to deviate from its specified route. 3. Prevents the unit from reaching its assigned destination. 4. Surprises the squad/section. 5. Inflicts casualties on the unit.

**TASK:** Conduct Terrorist and Saboteur Attacks (5-OPFOR-0005)

**CONDITION:** The opposing forces (OPFOR) element dispatches small teams into the enemy's rear area to disrupt combat service support (CSS) operations.

**STANDARD:** The enemy sustains disrupted command and control (C2), destroyed equipment and supplies, and light casualties. 1. Locates rear support bases and C2 facilities. 2. Delays and disrupts CSS operations through probes. 3. Infiltrates CSS bases to conduct sabotage and terrorist activities. 4. Inflicts light casualties. 5. Destroys supplies and equipment.

**TASK:** Disrupt a Net Control Station (NCS) (5-OPFOR-0019)

**CONDITION:** The enemy has established a NCS. The opposing forces (OPFOR) element has radio and jamming equipment.



**STANDARD:** The OPFOR element attempts to disrupt an NCS. 1. Attempts to locate the radio frequency that the unit is operating on. 2. Attempts to enter the radio net. 3. Attempts to issue "bogus" orders to a unit on the net. 4. Jams the radio frequency and forces the unit to go to an alternate frequency.

**TASK:** Disrupt Construction of Vehicle Fighting Positions (5-OPFOR-0020)

**CONDITION:** The opposing forces (OPFOR) element has located the enemy. The priority intelligence requirements (PIR) and other intelligence obtained by OPFOR patrols indicate the enemy is constructing vehicle fighting positions within its defensive area. The OPFOR element has automatic and antiarmor weapons and light mortars.

**STANDARD:** The OPFOR element attempts to disrupt the enemy's efforts to establish vehicle fighting positions. 1. Locates the defensive area. 2. Surprises the main body. 3. Penetrates the defensive area with squad-size probes. 4. Inflicts casualties on the unit. 5. Destroys vehicles. 6. Disrupts the unit's preparations (prevents or delays beyond the unit's allotted time).

**TASK:** Disrupt Quartering Party Operations (5-OPFOR-0017)

**CONDITION:** The enemy is conducting quartering party operations. It has established an assembly area (AA) but has not moved in the main body.

**STANDARD:** The opposing forces (OPFOR) element attempts to disrupt quartering party operations and infiltrate the enemy's AA. 1. Locates the quartering party and the AA. 2. Surprises the main body. 3. Penetrates the AA with squad-size probes. 4. Inflicts personnel casualties and vehicle damage. 5. Disrupts the unit's preparations (prevents or delays beyond the unit's allotted time).

**TASK:** Disrupt Enemy Movement and Operations Using Tactical Nuclear Weapons (5-OPFOR-0016)

**CONDITION:** The opposing forces (OPFOR) element has located the enemy. Priority intelligence requirements (PIR) and other intelligence requirements have been obtained by OPFOR patrols. Tactical nuclear weapons are employed against key locations in the rear area.

**STANDARD:** The OPFOR element disrupts enemy movement and operations. 1. Disrupts or delays the movement of the enemy's equipment and supplies to the forward areas. 2. Destroys enemy equipment and supplies. 3. Inflicts a high rate of nuclear casualties among the enemy forces. 4. Denies the enemy the use of specified areas. 5. Contaminates the enemy's equipment and supplies.

**TASK:** Disrupt Assembly Area (AA) Activities (5-OPFOR-0013)

**CONDITION:** Intelligence reports indicate that platoon- and company-size enemy units are operating in the opposing forces (OPFOR) area of operations. Enemy units can defend from AAs with direct fire, antiarmor weapons, and indirect fire. The enemy has close air support (CAS) and nuclear, biological, and chemical (NBC) capabilities.

**STANDARD:** The OPFOR element locates and disrupts the enemy's AA activities. 1. Locates the element's AA. 2. Probes the AA with squad- or team-size elements. 3. Inflicts more than 5 percent casualties on the element. 4. Disrupts the element's preparations (prevents or delays beyond the element's allotted time).

**TASK:** Disrupt Enemy Movement and Operations Using Persistent and Nonpersistent Chemical Weapons (5-OPFOR-0015)

**CONDITION:** The opposing forces (OPFOR) element has located the enemy. Priority intelligence requirements (PIR) and other intelligence requirements have been obtained by OPFOR patrols. The OPFOR units deliver chemical agents, by means of conventional artillery weapons or aircraft, along selected supply routes and key bases in the rear area.

**STANDARD:** The OPFOR element disrupts enemy movement and operations using persistent and nonpersistent chemical weapons. 1. Delivers chemical agents in low and densely wooded areas. 2. Delays the movement of enemy supplies and equipment to the forward areas. 3. Restricts the movement of the enemy units in the rear area. 4. Channels the movement of enemy units into predesignated ambush areas. 5. Contaminates enemy supplies and equipment. 6. Inflicts a high rate of casualties on enemy forces.

**TASK:** Counter Passage of Lines (5-OPFOR-0012)

**CONDITION:** Enemy forces are in defensive positions, but they are expected to attempt passage-of-lines operations. The opposing forces (OPFOR) received orders to disrupt enemy passage-of-lines operations.

**STANDARD:** The OPFOR element delays or prevents enemy passage of lines. 1. Delays the passage. 2. Prevents the company from moving all personnel through the stationary unit. 3. Engages the main body of either the moving or the stationary unit.

**TASK:** Conduct Air Attacks (5-OPFOR-0002)

**CONDITION:** The opposing forces (OPFOR) element in the rear area has forwarded the positions of the enemy support sites or the locations of moving elements. The OPFOR aircraft have been dispatched to attack enemy installations or convoys.

**STANDARD:** The OPFOR element attempts to delay, disrupt, or damage the enemy targets by air. 1. Locates the target (support sites or convoys). 2. Makes attack runs on the designated targets. 3. Inflicts heavy damage to the selected target. 4. Sustains no loss of aircraft. 5. Delays moving the force for more than one hour.

**TASK:** Surrender to the Capturing Unit on the Battlefield (5-OPFOR-0024)

**CONDITION:** The enemy has captured the opposing forces (OPFOR) element's soldiers, documents, and equipment sensitive to the OPFOR tactical operations.

**STANDARD:** The OPFOR soldiers retain or destroy documents and equipment. The OPFOR element surrenders documents and equipment of no tactical use to the enemy and attempts to conceal or destroy items of tactical value. The OPFOR element attempts escape and evasion. 1. Prevents the successful capture of documents and equipment. 2. Destroys documents and equipment. 3. Removes identifying markings from equipment. 4. Removes unit-identifying insignia. 5. Provides misleading information. 6. Plans an escape. 7. Delays movement to the nearest collection point. 8. Prevents safeguarding of enemy prisoners of war (EPWs) in order to cause embarrassment to the United States (US).

**TASK:** Attack (5-OPFOR-0001)

**CONDITION:** The opposing forces (OPFOR) element has located the enemy. The priority intelligence requirements (PIR) and other intelligence requirements have been obtained by OPFOR patrols. The OPFOR element has automatic and antiarmor weapons and light mortars.

**STANDARD:** The OPFOR element attempts to seize the terrain, vehicles, or equipment. 1. Develops an attack plan. 2. Surprises the enemy unit's main body. 3. Initiates the attack using a scheme of maneuver that exploits the enemy's flanks, gaps, and weaknesses. 4. Uses covered and concealed routes to approach the enemy forces' flanks, gaps, or weakly held areas. 5. Employs indirect fire to support the attack. 6. Penetrates enemy defenses. 7. Destroys equipment and supplies. 8. Inflicts heavy casualties. 9. Isolates the combat service support (CSS) base by blocking reinforcements. 10. Forces enemy units to displace. 11. Avoids being fixed in one position. 12. Withdraws before the CSS base is reinforced with tactical combat forces.

**TASK:** Defend a Minefield (5-OPFOR-0023)

**CONDITION:** The enemy is conducting a minefield sweeping operation. The opposing forces (OPFOR) element has a minefield placed in the enemy's path. The minefield is under constant observation and fire.

**STANDARD:** The OPFOR element defends a minefield against an enemy element conducting a minefield sweeping operation. 1. Prevents the unit from detecting the obstacle. 2. Disrupts the minefield sweeping operation. 3. Prevents the unit from conducting the minefield sweeping operation, prevents the unit from moving all personnel through the breach or delays the completion of the minefield sweeping operation for more than 45 minutes.

**TASK:** Maintain Contact (5-OPFOR-0003)

**CONDITION:** The opposing forces (OPFOR) element is engaged with enemy base defense forces. The enemy forces are withdrawing under pressure.

**STANDARD:** The OPFOR element maintains enemy contact while the enemy withdraws. 1. Engages the enemy forces decisively. 2. Advances the OPFOR as the enemy forces withdraw. 3. Inflicts heavy casualties. 4. Captures the members of the enemy force. 5. Captures documents and equipment. 6. Safeguards captured documents, equipment, and personnel.

**TASK:** Disrupt an Engineer Reconnaissance (5-OPFOR-0022)

**CONDITION:** The enemy is conducting an engineer reconnaissance. The opposing forces (OPFOR) element is positioned along the enemy's route.

**STANDARD:** The OPFOR element disrupts an engineer reconnaissance. 1. Prevents the unit from meeting its specified time schedule. 2. Forces the unit to deviate from its specified route. 3. Prevents the unit from accomplishing its assigned engineer reconnaissance. 4. Surprises the unit conducting the reconnaissance.

**TASK:** Conduct an Ambush (5-OPFOR-0007)

**CONDITION:** The enemy is moving in a convoy. The opposing forces (OPFOR) element is positioned along the enemy's route.

**STANDARD:** The OPFOR element inflicts casualties on the enemy and causes vehicle and equipment damage. 1. Prepares an ambush site before the element arrives. 2. Surprises march element forces. 3. Inflicts heavy casualties within the designated kill zone. 4. Inflicts heavy damage to vehicles and equipment within the designated kill zone. 5. Delays the march element from reaching a specified destination for a specified period of time. 6. Withdraws on order. 7. Sustains no casualties. 8. Reports actions to superiors.

**ELEMENTS:** Team Headquarters  
Heavy Diving Section

**TASK:** Perform Underwater Demolitions Operations (05-5-0945)  
(FM 5-250) (FM 20-11) (FM 5-34)  
(FM 5-490)

**ITERATION:** 1 2 3 4 5 (Circle)

**COMMANDER/LEADER ASSESSMENT:** T P U (Circle)

**CONDITIONS:** The team is in an area with site security and no nuclear, biological, and chemical (NBC) threat. Given an operation order (OPORD), a surface support vessel, explosives, a diving team, and support equipment. The current is 2.5 knots or less. The OPORD should include a detailed description of required results, tidal information (current and wave conditions), expected weather conditions (ceiling height), the location of structures that may be affected by the blast (topside and bottom), the location and density of watercraft traffic, the amount of time available to perform the mission (window to blast), permission as required, and the notice to mariners. This task should not be trained in MOPP4.

**TASK STANDARDS:** The team calculated and employed demolitions to achieve objectives outlined in the OPORD by using the minimum amount of explosives, while preventing damage to friendly troops and equipment.

TASK STEPS AND PERFORMANCE MEASURES	GO	NO-GO
<p>1. The diving supervisor plans demolition operations based on requirements in the OPORD.</p> <p>2. The dive team surveys the demolition objective.</p> <p>3. The dive team reports the findings of the survey.</p> <p>4. The dive supervisor ensures that proper blasting techniques are used. The diving team--</p> <ul style="list-style-type: none"> <li>a. Blasted against strengths, not weaknesses.</li> <li>b. Used internal charges (snakeholing or blockholing) where required.</li> <li>c. Selected appropriate explosives (rate of detonation and resistance to water).</li> <li>d. Calculated the charge size, location, and number of explosives.</li> <li>e. Observed safety precautions when placing explosives.</li> </ul> <p>NOTE: Do not use a time fuze underwater, and maintain a safe distance for personnel and equipment.</p> <ul style="list-style-type: none"> <li>f. Used strain relief methods, when required (in small to large swells or if there is a possibility of the modernized demolition initiators [MDI] cord being pulled off the charge).</li> </ul> <p>5. The dive supervisor initiates the blast.</p> <ul style="list-style-type: none"> <li>a. Observed safety precautions.</li> </ul> <p>NOTE: Check blast results after waiting for the specified safe time.</p> <p>6. The dive supervisor reports the results to higher headquarters (HQ) and through the proper channels in accordance with unit standing operating procedure (SOP).</p>		

TASK PERFORMANCE / EVALUATION SUMMARY BLOCK							
ITERATION	1	2	3	4	5		TOTAL
TOTAL TASK STEPS EVALUATED							
TOTAL TASK STEPS "GO"							
TRAINING STATUS "GO"/"NO-GO"							

"\*" indicates a leader task step.

**SUPPORTING INDIVIDUAL TASKS**

<b>Task Number</b>	<b>Task Title</b>	<b>References</b>
052-193-3022	Calculate Timber-Cutting Charges	STP 5-12B24-SM-TG STP 5-62G13-SM-TG
052-193-3023	Calculate Steel-Cutting Charges	STP 5-00b14-SM-TG
052-193-3024	Calculate Breaching Charges	STP 5-00b14-SM-TG
052-193-4040	Supervise Engineer Demolition Missions	STP 5-00B14-SM-TG

**SUPPORTING COLLECTIVE TASKS**

<b>Task Number</b>	<b>Task Title</b>	<b>References</b>
05-2-1218	Conduct Report Procedures	ARTEP 5-026-34-MTP ARTEP 5-027-10-MTP ARTEP 5-053-11-MTP ARTEP 5-053-12-MTP ARTEP 5-053-35-MTP ARTEP 5-063-10-MTP ARTEP 5-063-11-MTP ARTEP 5-063-35-MTP ARTEP 5-113-11-MTP ARTEP 5-113-12-MTP ARTEP 5-113-35-MTP ARTEP 5-156-34-MTP ARTEP 5-157-10-MTP ARTEP 5-216-34-MTP ARTEP 5-217-10-MTP ARTEP 5-335-60-MTP ARTEP 5-335-65-MTP ARTEP 5-337-10-MTP ARTEP 5-337-35-MTP ARTEP 5-423-11-MTP ARTEP 5-424-35-MTP ARTEP 5-426-34-MTP ARTEP 5-427-10-MTP ARTEP 5-434-35-MTP ARTEP 5-435-67-MTP ARTEP 5-437-10-MTP ARTEP 5-437-11-MTP ARTEP 5-437-36-MTP ARTEP 5-437-38-MTP ARTEP 5-446-34-MTP ARTEP 5-446-36-MTP

**SUPPORTING COLLECTIVE TASKS**

Task Number	Task Title	References
05-2-7008	Prepare an Operation Order (OPORD) (Company/Platoon)	ARTEP 5-447-10-MTP ARTEP 5-447-11-MTP ARTEP 5-463-10-MTP ARTEP 5-463-12-MTP ARTEP 5-463-15-MTP ARTEP 5-463-17-MTP ARTEP 5-473-35-MTP ARTEP 5-603-35-MTP ARTEP 5-605-66-MTP ARTEP 5-026-34-MTP
		ARTEP 5-027-10-MTP ARTEP 5-027-35-MTP ARTEP 5-053-11-MTP ARTEP 5-053-12-MTP ARTEP 5-053-35-MTP ARTEP 5-063-10-MTP ARTEP 5-063-11-MTP ARTEP 5-063-35-MTP ARTEP 5-113-11-MTP ARTEP 5-113-12-MTP ARTEP 5-113-35-MTP ARTEP 5-145-12-MTP ARTEP 5-145-32-MTP ARTEP 5-156-34-MTP ARTEP 5-157-10-MTP ARTEP 5-157-35-MTP ARTEP 5-216-34-MTP ARTEP 5-217-10-MTP ARTEP 5-217-35-MTP ARTEP 5-335-60-MTP ARTEP 5-335-65-MTP ARTEP 5-335-70-MTP ARTEP 5-336-34-MTP ARTEP 5-337-10-MTP ARTEP 5-337-35-MTP ARTEP 5-413-35-MTP ARTEP 5-416-14-MTP ARTEP 5-416-34-MTP ARTEP 5-417-13-MTP ARTEP 5-423-11-MTP ARTEP 5-423-35-MTP ARTEP 5-424-35-MTP ARTEP 5-426-34-MTP ARTEP 5-427-10-MTP ARTEP 5-427-35-MTP ARTEP 5-434-35-MTP ARTEP 5-436-35-MTP ARTEP 5-436-37-MTP ARTEP 5-437-10-MTP ARTEP 5-437-11-MTP ARTEP 5-437-36-MTP ARTEP 5-437-38-MTP

**SUPPORTING COLLECTIVE TASKS**

Task Number	Task Title	References
		ARTEP 5-443-10-MTP
		ARTEP 5-443-12-MTP
		ARTEP 5-443-14-MTP
		ARTEP 5-446-34-MTP
		ARTEP 5-446-36-MTP
		ARTEP 5-447-10-MTP
		ARTEP 5-447-11-MTP
		ARTEP 5-447-35-MTP
		ARTEP 5-447-37-MTP
		ARTEP 5-463-10-MTP
		ARTEP 5-463-12-MTP
		ARTEP 5-463-15-MTP
		ARTEP 5-463-17-MTP
		ARTEP 5-463-35-MTP
		ARTEP 5-463-36-MTP
		ARTEP 5-473-35-MTP
		ARTEP 5-493-38-MTP
		ARTEP 5-500-66-MTP
		ARTEP 5-520-10-MTP
		ARTEP 5-520-12-MTP
		ARTEP 5-520-14-MTP
		ARTEP 5-530-14-MTP
		ARTEP 5-530-16-MTP
		ARTEP 5-540-14-MTP
		ARTEP 5-603-35-MTP
		ARTEP 5-606-34-MTP
		ARTEP 5-607-35-MTP
		ARTEP 5-608-35-MTP
		ARTEP 5-616-34-MTP
		ARTEP 5-617-10-MTP
		ARTEP 5-617-11-MTP
		ARTEP 5-617-35-MTP

**OPFOR TASKS AND STANDARDS**

**TASK:** Surrender to the Capturing Unit on the Battlefield (5-OPFOR-0024)

**CONDITION:** The enemy has captured the opposing forces (OPFOR) element's soldiers, documents, and equipment sensitive to the OPFOR tactical operations.

**STANDARD:** The OPFOR soldiers retain or destroy documents and equipment. The OPFOR element surrenders documents and equipment of no tactical use to the enemy and attempts to conceal or destroy items of tactical value. The OPFOR element attempts escape and evasion. 1. Prevents the successful capture of documents and equipment. 2. Destroys documents and equipment. 3. Removes identifying markings from equipment. 4. Removes unit-identifying insignia. 5. Provides misleading information. 6. Plans an escape. 7. Delays movement to the nearest collection point. 8. Prevents safeguarding of enemy prisoners of war (EPWs) in order to cause embarrassment to the United States (US).

**TASK:** Conduct a Raid (5-OPFOR-0004)

**CONDITION:** The opposing forces (OPFOR) element has occupied an objective rally point and has orders to conduct a raid on a combat service support (CSS) base.

**STANDARD:** The OPFOR element infiltrates the enemy's base and destroys all of the targets. 1. Surprises the enemy forces. 2. Assaults the support base and accomplishes the assigned tasks. 3. Destroys the specified equipment and supplies. 4. Avoids being decisively engaged. 5. Withdraws all personnel from the objective areas within the time prescribed. 6. Obtains all priority intelligence requirements (PIR) from the raid site. 7. Sustains only light casualties from enemy fire.

**TASK:** Conduct an Aerial Reconnaissance (5-OPFOR-0010)

**CONDITION:** The opposing forces (OPFOR) headquarters (HQ) element requires intelligence on the locations and identification of enemy elements. An aircraft is dispatched to take photographs and make a visual inspection of the enemy rear area.

**STANDARD:** The OPFOR element gathers photograph intelligence of the enemy. 1. Photographs the assigned sectors. 2. Makes quick visual checks where the ceiling is low. 3. Locates enemy positions in the area, particularly support and storage bases, and command and control (C2) facilities. 4. Sustains no loss of aircraft. 5. Reports priority intelligence requirements (PIR) and other information requirements to the OPFOR HQ.

**TASK:** Defeat Obstacles (5-OPFOR-0009)

**CONDITION:** The opposing forces (OPFOR) element encounters an obstacle that blocks the avenue of approach as it advances upon the enemy forces.

**STANDARD:** The OPFOR element bypasses or breaches the enemy obstacle. 1. Detects the obstacle before halting its main body. 2. Defeats the obstacle. a. Bypasses the obstacle without entering the engagement areas. b. Breaches the obstacle within 45 minutes and passes its entire force through the obstacle. 3. Does not incur degradation to the point that the mission must be discontinued.

**TASK:** Conduct an Attack (5-OPFOR-0008)

**CONDITION:** The enemy is conducting tactical operations. The opposing forces (OPFOR) element receives orders to attack the enemy, the area of occupation, or the main supply route (MSR) with smoke.

**STANDARD:** The OPFOR element disrupts the enemy's movement and smoke operations. 1. Determines the delivery method of the smoke attack. 2. Locates the target. 3. Delivers the smoke attack downwind. 4. Attacks the enemy with smoke, and surge attacks when the enemy responds to the smoke.

**TASK:** Disrupt Construction of Vehicle Fighting Positions (5-OPFOR-0020)

**CONDITION:** The opposing forces (OPFOR) element has located the enemy. The priority intelligence requirements (PIR) and other intelligence obtained by OPFOR patrols indicate the enemy is constructing vehicle fighting positions within its defensive area. The OPFOR element has automatic and antiarmor weapons and light mortars.

**STANDARD:** The OPFOR element attempts to disrupt the enemy's efforts to establish vehicle fighting positions. 1. Locates the defensive area. 2. Surprises the main body. 3. Penetrates the defensive area with squad-size probes. 4. Inflicts casualties on the unit. 5. Destroys vehicles. 6. Disrupts the unit's preparations (prevents or delays beyond the unit's allotted time).

**TASK:** Disrupt an Engineer Reconnaissance (5-OPFOR-0022)

**CONDITION:** The enemy is conducting an engineer reconnaissance. The opposing forces (OPFOR) element is positioned along the enemy's route.



**STANDARD:** The OPFOR element disrupts an engineer reconnaissance. 1. Prevents the unit from meeting its specified time schedule. 2. Forces the unit to deviate from its specified route. 3. Prevents the unit from accomplishing its assigned engineer reconnaissance. 4. Surprises the unit conducting the reconnaissance.

**TASK:** Conduct an Ambush (5-OPFOR-0007)

**CONDITION:** The enemy is moving in a convoy. The opposing forces (OPFOR) element is positioned along the enemy's route.

**STANDARD:** The OPFOR element inflicts casualties on the enemy and causes vehicle and equipment damage. 1. Prepares an ambush site before the element arrives. 2. Surprises march element forces. 3. Inflicts heavy casualties within the designated kill zone. 4. Inflicts heavy damage to vehicles and equipment within the designated kill zone. 5. Delays the march element from reaching a specified destination for a specified period of time. 6. Withdraws on order. 7. Sustains no casualties. 8. Reports actions to superiors.

**TASK:** Conduct Terrorist and Saboteur Attacks (5-OPFOR-0005)

**CONDITION:** The opposing forces (OPFOR) element dispatches small teams into the enemy's rear area to disrupt combat service support (CSS) operations.

**STANDARD:** The enemy sustains disrupted command and control (C2), destroyed equipment and supplies, and light casualties. 1. Locates rear support bases and C2 facilities. 2. Delays and disrupts CSS operations through probes. 3. Infiltrates CSS bases to conduct sabotage and terrorist activities. 4. Inflicts light casualties. 5. Destroys supplies and equipment.

**TASK:** Defend a Minefield (5-OPFOR-0023)

**CONDITION:** The enemy is conducting a minefield sweeping operation. The opposing forces (OPFOR) element has a minefield placed in the enemy's path. The minefield is under constant observation and fire.

**STANDARD:** The OPFOR element defends a minefield against an enemy element conducting a minefield sweeping operation. 1. Prevents the unit from detecting the obstacle. 2. Disrupts the minefield sweeping operation. 3. Prevents the unit from conducting the minefield sweeping operation, prevents the unit from moving all personnel through the breach or delays the completion of the minefield sweeping operation for more than 45 minutes.

**TASK:** Maintain Contact (5-OPFOR-0003)

**CONDITION:** The opposing forces (OPFOR) element is engaged with enemy base defense forces. The enemy forces are withdrawing under pressure.

**STANDARD:** The OPFOR element maintains enemy contact while the enemy withdraws. 1. Engages the enemy forces decisively. 2. Advances the OPFOR as the enemy forces withdraw. 3. Inflicts heavy casualties. 4. Captures the members of the enemy force. 5. Captures documents and equipment. 6. Safeguards captured documents, equipment, and personnel.

**TASK:** Disrupt a Route Reconnaissance (5-OPFOR-0021)

**CONDITION:** The enemy is conducting a route reconnaissance. The opposing forces (OPFOR) element is positioned along the enemy's route.

**STANDARD:** The OPFOR element attempts to disrupt a squad/section conducting a route reconnaissance. 1. Prevents the unit from meeting its specified time schedule. 2. Forces the unit to deviate from its specified route. 3. Prevents the unit from reaching its assigned destination. 4. Surprises the squad/section. 5. Inflicts casualties on the unit.

**TASK:** Disrupt a Net Control Station (NCS) (5-OPFOR-0019)

**CONDITION:** The enemy has established a NCS. The opposing forces (OPFOR) element has radio and jamming equipment.

**STANDARD:** The OPFOR element attempts to disrupt an NCS. 1. Attempts to locate the radio frequency that the unit is operating on. 2. Attempts to enter the radio net. 3. Attempts to issue "bogus" orders to a unit on the net. 4. Jams the radio frequency and forces the unit to go to an alternate frequency.

**TASK:** Disrupt Defensive Preparations (5-OPFOR-0018)

**CONDITION:** The opposing forces (OPFOR) element has located the enemy. Priority intelligence requirements (PIR) and other intelligence requirements obtained by OPFOR patrols indicate that the enemy elements are establishing defensive positions. The OPFOR element has automatic and antiarmor weapons and light mortars.

**STANDARD:** The OPFOR element disrupts and delays the enemy's defensive preparations. 1. Locates and penetrates the enemy's security system. 2. Forces the enemy to delay defensive preparations. 3. Disrupts the enemy's obstacle preparations.

**TASK:** Disrupt Enemy Movement and Operations Using Tactical Nuclear Weapons (5-OPFOR-0016)

**CONDITION:** The opposing forces (OPFOR) element has located the enemy. Priority intelligence requirements (PIR) and other intelligence requirements have been obtained by OPFOR patrols. Tactical nuclear weapons are employed against key locations in the rear area.

**STANDARD:** The OPFOR element disrupts enemy movement and operations. 1. Disrupts or delays the movement of the enemy's equipment and supplies to the forward areas. 2. Destroys enemy equipment and supplies. 3. Inflicts a high rate of nuclear casualties among the enemy forces. 4. Denies the enemy the use of specified areas. 5. Contaminates the enemy's equipment and supplies.

**TASK:** Disrupt Quartering Party Operations (5-OPFOR-0017)

**CONDITION:** The enemy is conducting quartering party operations. It has established an assembly area (AA) but has not moved in the main body.

**STANDARD:** The opposing forces (OPFOR) element attempts to disrupt quartering party operations and infiltrate the enemy's AA. 1. Locates the quartering party and the AA. 2. Surprises the main body. 3. Penetrates the AA with squad-size probes. 4. Inflicts personnel casualties and vehicle damage. 5. Disrupts the unit's preparations (prevents or delays beyond the unit's allotted time).

**TASK:** Disrupt Enemy Movement and Operations Using Persistent and Nonpersistent Chemical Weapons (5-OPFOR-0015)

**CONDITION:** The opposing forces (OPFOR) element has located the enemy. Priority intelligence requirements (PIR) and other intelligence requirements have been obtained by OPFOR patrols. The OPFOR units deliver chemical agents, by means of conventional artillery weapons or aircraft, along selected supply routes and key bases in the rear area.

**STANDARD:** The OPFOR element disrupts enemy movement and operations using persistent and nonpersistent chemical weapons. 1. Delivers chemical agents in low and densely wooded areas. 2. Delays the movement of enemy supplies and equipment to the forward areas. 3. Restricts the movement of the enemy units in the rear area. 4. Channels the movement of enemy units into predesignated ambush areas. 5. Contaminates enemy supplies and equipment. 6. Inflicts a high rate of casualties on enemy forces.

**TASK:** Disrupt Movement (5-OPFOR-0014)

**CONDITION:** The enemy is expected to move through the opposing forces (OPFOR) element's area of operations. The OPFOR element has received an operation order (OPORD) or fragmentary order (FRAGO) to disrupt enemy movement. The enemy has the capability to defend with direct fire and antiarmor weapons.

**STANDARD:** The OPFOR element delays enemy movement. 1. Delays the element. 2. Forces the element to deviate from its route. 3. Prevents the element from reaching its destination. 4. Surprises the element's main body.

**TASK:** Disrupt Assembly Area (AA) Activities (5-OPFOR-0013)

**CONDITION:** Intelligence reports indicate that platoon- and company-size enemy units are operating in the opposing forces (OPFOR) area of operations. Enemy units can defend from AAs with direct fire, antiarmor weapons, and indirect fire. The enemy has close air support (CAS) and nuclear, biological, and chemical (NBC) capabilities.

**STANDARD:** The OPFOR element locates and disrupts the enemy's AA activities. 1. Locates the element's AA. 2. Probes the AA with squad- or team-size elements. 3. Inflicts more than 5 percent casualties on the element. 4. Disrupts the element's preparations (prevents or delays beyond the element's allotted time).

**TASK:** Counter Passage of Lines (5-OPFOR-0012)

**CONDITION:** Enemy forces are in defensive positions, but they are expected to attempt passage-of-lines operations. The opposing forces (OPFOR) received orders to disrupt enemy passage-of-lines operations.

**STANDARD:** The OPFOR element delays or prevents enemy passage of lines. 1. Delays the passage. 2. Prevents the company from moving all personnel through the stationary unit. 3. Engages the main body of either the moving or the stationary unit.

**TASK:** Attack (5-OPFOR-0001)

**CONDITION:** The opposing forces (OPFOR) element has located the enemy. The priority intelligence requirements (PIR) and other intelligence requirements have been obtained by OPFOR patrols. The OPFOR element has automatic and antiarmor weapons and light mortars.

**STANDARD:** The OPFOR element attempts to seize the terrain, vehicles, or equipment. 1. Develops an attack plan. 2. Surprises the enemy unit's main body. 3. Initiates the attack using a scheme of maneuver that exploits the enemy's flanks, gaps, and weaknesses. 4. Uses covered and concealed routes to approach the enemy forces' flanks, gaps, or weakly held areas. 5. Employs indirect fire to support the attack. 6. Penetrates enemy defenses. 7. Destroys equipment and supplies. 8. Inflicts heavy casualties. 9. Isolates the combat service support (CSS) base by blocking reinforcements. 10. Forces enemy units to displace. 11. Avoids being fixed in one position. 12. Withdraws before the CSS base is reinforced with tactical combat forces.

**TASK:** Conduct Air Attacks (5-OPFOR-0002)

**CONDITION:** The opposing forces (OPFOR) element in the rear area has forwarded the positions of the enemy support sites or the locations of moving elements. The OPFOR aircraft have been dispatched to attack enemy installations or convoys.

**STANDARD:** The OPFOR element attempts to delay, disrupt, or damage the enemy targets by air. 1. Locates the target (support sites or convoys). 2. Makes attack runs on the designated targets. 3. Inflicts heavy damage to the selected target. 4. Sustains no loss of aircraft. 5. Delays moving the force for more than one hour.

**TASK:** Conduct Sniper Operations (5-OPFOR-0006)

**CONDITION:** The opposing forces (OPFOR) element has assigned snipers (regular or irregular elements) in the enemy's rear area along the main supply route (MSR) and near support sites.

**STANDARD:** The OPFOR element kills or wounds targets. 1. Sets up a well-concealed location. 2. Engages vehicle drivers or personnel on foot with short bursts of semiautomatic fire. 3. Kills or wounds selected targets. 4. Prevents the position from being discovered by enemy forces. 5. Evacuates the area without being spotted. 6. Reports all specified priority intelligence requirements (PIR) and other intelligence requirements to the OPFOR headquarters (HQ).

**ELEMENTS:** Team Headquarters  
Heavy Diving Section

**TASK:** Construct Underwater Structures (05-5-0949)  
(NAVFAC P-990) (FM 20-11) (FM 5-104)  
(FM 5-134) (NAVFAC P-991)

**ITERATION:** 1 2 3 4 5 (Circle)

**COMMANDER/LEADER ASSESSMENT:** T P U (Circle)

**CONDITIONS:** The team is given a secured area (or a security team is provided), an operation order (OPORD), a project engineer to advise the diving construction team, construction equipment; a construction plan consisting of a bill of materials (BOM) and technical drawings. The team is given the location of a prepared diving site that has a sea state of 3 feet or less and a current of 2.5 knots or less. The depth of construction should not exceed the normal working limits of 190 feet. This task should not be trained in MOPP4.

**TASK STANDARDS:** The team builds the new structure or obstacle to the standards set in the plan by the project engineer.

TASK STEPS AND PERFORMANCE MEASURES	GO	NO-GO
<p>NOTE: Due to the diverse range of structures, the techniques and equipment used by the team are crucial.</p> <p>* 1. The project supervisor plans the mission and completes the OPORD.</p> <ul style="list-style-type: none"> <li>a. Ensured that the OPORD contained the following critical information:               <ul style="list-style-type: none"> <li>(1) Blueprints of any required structures to determine the critical task method.</li> <li>(2) Relative information from the requesting organization.</li> <li>(3) Special construction equipment required based on the availability and scope of operations.</li> </ul> </li> <li>b. Briefed the OPORD to the diving team.</li> <li>c. Inspected the equipment and personnel.</li> <li>d. Supervised the construction of marine structures.</li> </ul> <p>2. The team constructs underwater structures to the standards set in the construction plan.</p> <ul style="list-style-type: none"> <li>a. Performed salvage operations and removed all obstacles from the construction site.</li> <li>b. Performed construction of marine structures.               <ul style="list-style-type: none"> <li>(1) Constructed wooden structures using hydraulic or hand tools to--                   <ul style="list-style-type: none"> <li>(a) Drill.</li> <li>(b) Cut.</li> <li>(c) Position.</li> <li>(d) Bolt.</li> </ul> </li> <li>(2) Constructed steel structures using hydraulic or hand tools, welders, and ultrathermic cutting equipment to--                   <ul style="list-style-type: none"> <li>(a) Drill.</li> <li>(b) Cut.</li> <li>(c) Position.</li> <li>(d) Bolt.</li> <li>(e) Weld.</li> </ul> </li> <li>(3) Constructed concrete structures.                   <ul style="list-style-type: none"> <li>(a) Fabricated concrete forms.</li> </ul> </li> </ul> </li> </ul>		

TASK STEPS AND PERFORMANCE MEASURES	GO	NO-GO
<p>( b ) Checked for the proper slump of concrete.                      ( c ) Placed concrete through the water column using a tremie pipe, bagged concrete, or buckets.                      ( d ) Pumped concrete to the project site through the water column.                      (4) Recorded all data on a record sheet or on an as-built drawing, and included the structure dimensions, connecting hardware, and strength members within 90 percent accuracy.</p> <p>3. The team disassembles the equipment, performs preventive-maintenance checks and services (PMCS), and stores it properly.</p> <p>* 4. The team leader supervises the construction completion and submits required reports.</p> <p>a. Conducted an after-action report (AAR) with the construction team.                      b. Ensured that the AAR was prepared and forwarded to the requesting organization.                      c. Forwarded all pertinent data and any recommendations to the higher headquarters (HQ) according to the unit standing operating procedure (SOP).</p>		

TASK PERFORMANCE / EVALUATION SUMMARY BLOCK							
ITERATION	1	2	3	4	5		TOTAL
TOTAL TASK STEPS EVALUATED							
TOTAL TASK STEPS "GO"							
TRAINING STATUS "GO"/"NO-GO"							

"\*\*" indicates a leader task step.

**SUPPORTING INDIVIDUAL TASKS: NONE**

**SUPPORTING COLLECTIVE TASKS**

Task Number	Task Title	References
05-2-1218	Conduct Report Procedures	ARTEP 5-026-34-MTP ARTEP 5-027-10-MTP ARTEP 5-053-11-MTP ARTEP 5-053-12-MTP ARTEP 5-053-35-MTP ARTEP 5-063-10-MTP ARTEP 5-063-11-MTP ARTEP 5-063-35-MTP ARTEP 5-113-11-MTP ARTEP 5-113-12-MTP ARTEP 5-113-35-MTP ARTEP 5-156-34-MTP ARTEP 5-157-10-MTP ARTEP 5-216-34-MTP ARTEP 5-217-10-MTP ARTEP 5-335-60-MTP

**SUPPORTING COLLECTIVE TASKS**

Task Number	Task Title	References
		ARTEP 5-335-65-MTP
		ARTEP 5-337-10-MTP
		ARTEP 5-337-35-MTP
		ARTEP 5-423-11-MTP
		ARTEP 5-424-35-MTP
		ARTEP 5-426-34-MTP
		ARTEP 5-427-10-MTP
		ARTEP 5-434-35-MTP
		ARTEP 5-435-67-MTP
		ARTEP 5-437-10-MTP
		ARTEP 5-437-11-MTP
		ARTEP 5-437-36-MTP
		ARTEP 5-437-38-MTP
		ARTEP 5-446-34-MTP
		ARTEP 5-446-36-MTP
		ARTEP 5-447-10-MTP
		ARTEP 5-447-11-MTP
		ARTEP 5-463-10-MTP
		ARTEP 5-463-12-MTP
		ARTEP 5-463-15-MTP
		ARTEP 5-463-17-MTP
		ARTEP 5-473-35-MTP
		ARTEP 5-603-35-MTP
		ARTEP 5-605-66-MTP

**OPFOR TASKS AND STANDARDS**

**TASK:** Surrender to the Capturing Unit on the Battlefield (5-OPFOR-0024)

**CONDITION:** The enemy has captured the opposing forces (OPFOR) element's soldiers, documents, and equipment sensitive to the OPFOR tactical operations.

**STANDARD:** The OPFOR soldiers retain or destroy documents and equipment. The OPFOR element surrenders documents and equipment of no tactical use to the enemy and attempts to conceal or destroy items of tactical value. The OPFOR element attempts escape and evasion. 1. Prevents the successful capture of documents and equipment. 2. Destroys documents and equipment. 3. Removes identifying markings from equipment. 4. Removes unit-identifying insignia. 5. Provides misleading information. 6. Plans an escape. 7. Delays movement to the nearest collection point. 8. Prevents safeguarding of enemy prisoners of war (EPWs) in order to cause embarrassment to the United States (US).

**TASK:** Conduct a Raid (5-OPFOR-0004)

**CONDITION:** The opposing forces (OPFOR) element has occupied an objective rally point and has orders to conduct a raid on a combat service support (CSS) base.

**STANDARD:** The OPFOR element infiltrates the enemy's base and destroys all of the targets. 1. Surprises the enemy forces. 2. Assaults the support base and accomplishes the assigned tasks. 3. Destroys the specified equipment and supplies. 4. Avoids being decisively engaged. 5. Withdraws all personnel from the objective areas within the time prescribed. 6. Obtains all priority intelligence requirements (PIR) from the raid site. 7. Sustains only light casualties from enemy fire.

**TASK:** Conduct an Aerial Reconnaissance (5-OPFOR-0010)

**CONDITION:** The opposing forces (OPFOR) headquarters (HQ) element requires intelligence on the locations and identification of enemy elements. An aircraft is dispatched to take photographs and make a visual inspection of the enemy rear area.

**STANDARD:** The OPFOR element gathers photograph intelligence of the enemy. 1. Photographs the assigned sectors. 2. Makes quick visual checks where the ceiling is low. 3. Locates enemy positions in the area, particularly support and storage bases, and command and control (C2) facilities. 4. Sustains no loss of aircraft. 5. Reports priority intelligence requirements (PIR) and other information requirements to the OPFOR HQ.

**TASK:** Defeat Obstacles (5-OPFOR-0009)

**CONDITION:** The opposing forces (OPFOR) element encounters an obstacle that blocks the avenue of approach as it advances upon the enemy forces.

**STANDARD:** The OPFOR element bypasses or breaches the enemy obstacle. 1. Detects the obstacle before halting its main body. 2. Defeats the obstacle. a. Bypasses the obstacle without entering the engagement areas. b. Breaches the obstacle within 45 minutes and passes its entire force through the obstacle. 3. Does not incur degradation to the point that the mission must be discontinued.

**TASK:** Conduct an Attack (5-OPFOR-0008)

**CONDITION:** The enemy is conducting tactical operations. The opposing forces (OPFOR) element receives orders to attack the enemy, the area of occupation, or the main supply route (MSR) with smoke.

**STANDARD:** The OPFOR element disrupts the enemy's movement and smoke operations. 1. Determines the delivery method of the smoke attack. 2. Locates the target. 3. Delivers the smoke attack downwind. 4. Attacks the enemy with smoke, and surge attacks when the enemy responds to the smoke.

**TASK:** Disrupt Construction of Vehicle Fighting Positions (5-OPFOR-0020)

**CONDITION:** The opposing forces (OPFOR) element has located the enemy. The priority intelligence requirements (PIR) and other intelligence obtained by OPFOR patrols indicate the enemy is constructing vehicle fighting positions within its defensive area. The OPFOR element has automatic and antiarmor weapons and light mortars.

**STANDARD:** The OPFOR element attempts to disrupt the enemy's efforts to establish vehicle fighting positions. 1. Locates the defensive area. 2. Surprises the main body. 3. Penetrates the defensive area with squad-size probes. 4. Inflicts casualties on the unit. 5. Destroys vehicles. 6. Disrupts the unit's preparations (prevents or delays beyond the unit's allotted time).

**TASK:** Disrupt an Engineer Reconnaissance (5-OPFOR-0022)

**CONDITION:** The enemy is conducting an engineer reconnaissance. The opposing forces (OPFOR) element is positioned along the enemy's route.

**STANDARD:** The OPFOR element disrupts an engineer reconnaissance. 1. Prevents the unit from meeting its specified time schedule. 2. Forces the unit to deviate from its specified route. 3. Prevents the unit from accomplishing its assigned engineer reconnaissance. 4. Surprises the unit conducting the reconnaissance.

**TASK:** Conduct an Ambush (5-OPFOR-0007)



**CONDITION:** The enemy is moving in a convoy. The opposing forces (OPFOR) element is positioned along the enemy's route.

**STANDARD:** The OPFOR element inflicts casualties on the enemy and causes vehicle and equipment damage. 1. Prepares an ambush site before the element arrives. 2. Surprises march element forces. 3. Inflicts heavy casualties within the designated kill zone. 4. Inflicts heavy damage to vehicles and equipment within the designated kill zone. 5. Delays the march element from reaching a specified destination for a specified period of time. 6. Withdraws on order. 7. Sustains no casualties. 8. Reports actions to superiors.

**TASK:** Conduct Terrorist and Saboteur Attacks (5-OPFOR-0005)

**CONDITION:** The opposing forces (OPFOR) element dispatches small teams into the enemy's rear area to disrupt combat service support (CSS) operations.

**STANDARD:** The enemy sustains disrupted command and control (C2), destroyed equipment and supplies, and light casualties. 1. Locates rear support bases and C2 facilities. 2. Delays and disrupts CSS operations through probes. 3. Infiltrates CSS bases to conduct sabotage and terrorist activities. 4. Inflicts light casualties. 5. Destroys supplies and equipment.

**TASK:** Defend a Minefield (5-OPFOR-0023)

**CONDITION:** The enemy is conducting a minefield sweeping operation. The opposing forces (OPFOR) element has a minefield placed in the enemy's path. The minefield is under constant observation and fire.

**STANDARD:** The OPFOR element defends a minefield against an enemy element conducting a minefield sweeping operation. 1. Prevents the unit from detecting the obstacle. 2. Disrupts the minefield sweeping operation. 3. Prevents the unit from conducting the minefield sweeping operation, prevents the unit from moving all personnel through the breach or delays the completion of the minefield sweeping operation for more than 45 minutes.

**TASK:** Maintain Contact (5-OPFOR-0003)

**CONDITION:** The opposing forces (OPFOR) element is engaged with enemy base defense forces. The enemy forces are withdrawing under pressure.

**STANDARD:** The OPFOR element maintains enemy contact while the enemy withdraws. 1. Engages the enemy forces decisively. 2. Advances the OPFOR as the enemy forces withdraw. 3. Inflicts heavy casualties. 4. Captures the members of the enemy force. 5. Captures documents and equipment. 6. Safeguards captured documents, equipment, and personnel.

**TASK:** Disrupt a Route Reconnaissance (5-OPFOR-0021)

**CONDITION:** The enemy is conducting a route reconnaissance. The opposing forces (OPFOR) element is positioned along the enemy's route.

**STANDARD:** The OPFOR element attempts to disrupt a squad/section conducting a route reconnaissance. 1. Prevents the unit from meeting its specified time schedule. 2. Forces the unit to deviate from its specified route. 3. Prevents the unit from reaching its assigned destination. 4. Surprises the squad/section. 5. Inflicts casualties on the unit.

**TASK:** Disrupt a Net Control Station (NCS) (5-OPFOR-0019)

**CONDITION:** The enemy has established a NCS. The opposing forces (OPFOR) element has radio and jamming equipment.

**STANDARD:** The OPFOR element attempts to disrupt an NCS. 1. Attempts to locate the radio frequency that the unit is operating on. 2. Attempts to enter the radio net. 3. Attempts to issue "bogus" orders to a unit on the net. 4. Jams the radio frequency and forces the unit to go to an alternate frequency.

**TASK:** Disrupt Defensive Preparations (5-OPFOR-0018)

**CONDITION:** The opposing forces (OPFOR) element has located the enemy. Priority intelligence requirements (PIR) and other intelligence requirements obtained by OPFOR patrols indicate that the enemy elements are establishing defensive positions. The OPFOR element has automatic and antiarmor weapons and light mortars.

**STANDARD:** The OPFOR element disrupts and delays the enemy's defensive preparations. 1. Locates and penetrates the enemy's security system. 2. Forces the enemy to delay defensive preparations. 3. Disrupts the enemy's obstacle preparations.

**TASK:** Disrupt Enemy Movement and Operations Using Tactical Nuclear Weapons (5-OPFOR-0016)

**CONDITION:** The opposing forces (OPFOR) element has located the enemy. Priority intelligence requirements (PIR) and other intelligence requirements have been obtained by OPFOR patrols. Tactical nuclear weapons are employed against key locations in the rear area.

**STANDARD:** The OPFOR element disrupts enemy movement and operations. 1. Disrupts or delays the movement of the enemy's equipment and supplies to the forward areas. 2. Destroys enemy equipment and supplies. 3. Inflicts a high rate of nuclear casualties among the enemy forces. 4. Denies the enemy the use of specified areas. 5. Contaminates the enemy's equipment and supplies.

**TASK:** Disrupt Quartering Party Operations (5-OPFOR-0017)

**CONDITION:** The enemy is conducting quartering party operations. It has established an assembly area (AA) but has not moved in the main body.

**STANDARD:** The opposing forces (OPFOR) element attempts to disrupt quartering party operations and infiltrate the enemy's AA. 1. Locates the quartering party and the AA. 2. Surprises the main body. 3. Penetrates the AA with squad-size probes. 4. Inflicts personnel casualties and vehicle damage. 5. Disrupts the unit's preparations (prevents or delays beyond the unit's allotted time).

**TASK:** Disrupt Enemy Movement and Operations Using Persistent and Nonpersistent Chemical Weapons (5-OPFOR-0015)

**CONDITION:** The opposing forces (OPFOR) element has located the enemy. Priority intelligence requirements (PIR) and other intelligence requirements have been obtained by OPFOR patrols. The OPFOR units deliver chemical agents, by means of conventional artillery weapons or aircraft, along selected supply routes and key bases in the rear area.

**STANDARD:** The OPFOR element disrupts enemy movement and operations using persistent and nonpersistent chemical weapons. 1. Delivers chemical agents in low and densely wooded areas. 2. Delays the movement of enemy supplies and equipment to the forward areas. 3. Restricts the movement of the enemy units in the rear area. 4. Channels the movement of enemy units into predesignated ambush areas. 5. Contaminates enemy supplies and equipment. 6. Inflicts a high rate of casualties on enemy forces.

**TASK:** Disrupt Movement (5-OPFOR-0014)

**CONDITION:** The enemy is expected to move through the opposing forces (OPFOR) element's area of operations. The OPFOR element has received an operation order (OPORD) or fragmentary order (FRAGO) to disrupt enemy movement. The enemy has the capability to defend with direct fire and antiarmor weapons.

**STANDARD:** The OPFOR element delays enemy movement. 1. Delays the element. 2. Forces the element to deviate from its route. 3. Prevents the element from reaching its destination. 4. Surprises the element's main body.

**TASK:** Disrupt Assembly Area (AA) Activities (5-OPFOR-0013)

**CONDITION:** Intelligence reports indicate that platoon- and company-size enemy units are operating in the opposing forces (OPFOR) area of operations. Enemy units can defend from AAs with direct fire, antiarmor weapons, and indirect fire. The enemy has close air support (CAS) and nuclear, biological, and chemical (NBC) capabilities.

**STANDARD:** The OPFOR element locates and disrupts the enemy's AA activities. 1. Locates the element's AA. 2. Probes the AA with squad- or team-size elements. 3. Inflicts more than 5 percent casualties on the element. 4. Disrupts the element's preparations (prevents or delays beyond the element's allotted time).

**TASK:** Counter Passage of Lines (5-OPFOR-0012)

**CONDITION:** Enemy forces are in defensive positions, but they are expected to attempt passage-of-lines operations. The opposing forces (OPFOR) received orders to disrupt enemy passage-of-lines operations.

**STANDARD:** The OPFOR element delays or prevents enemy passage of lines. 1. Delays the passage. 2. Prevents the company from moving all personnel through the stationary unit. 3. Engages the main body of either the moving or the stationary unit.

**TASK:** Attack (5-OPFOR-0001)

**CONDITION:** The opposing forces (OPFOR) element has located the enemy. The priority intelligence requirements (PIR) and other intelligence requirements have been obtained by OPFOR patrols. The OPFOR element has automatic and antiarmor weapons and light mortars.

**STANDARD:** The OPFOR element attempts to seize the terrain, vehicles, or equipment. 1. Develops an attack plan. 2. Surprises the enemy unit's main body. 3. Initiates the attack using a scheme of maneuver that exploits the enemy's flanks, gaps, and weaknesses. 4. Uses covered and concealed routes to approach the enemy forces' flanks, gaps, or weakly held areas. 5. Employs indirect fire to support the attack. 6. Penetrates enemy defenses. 7. Destroys equipment and supplies. 8. Inflicts heavy casualties. 9. Isolates the combat service support (CSS) base by blocking reinforcements. 10. Forces enemy units to displace. 11. Avoids being fixed in one position. 12. Withdraws before the CSS base is reinforced with tactical combat forces.

**TASK:** Conduct Air Attacks (5-OPFOR-0002)

**CONDITION:** The opposing forces (OPFOR) element in the rear area has forwarded the positions of the enemy support sites or the locations of moving elements. The OPFOR aircraft have been dispatched to attack enemy installations or convoys.

**STANDARD:** The OPFOR element attempts to delay, disrupt, or damage the enemy targets by air. 1. Locates the target (support sites or convoys). 2. Makes attack runs on the designated targets. 3. Inflicts heavy damage to the selected target. 4. Sustains no loss of aircraft. 5. Delays moving the force for more than one hour.

**TASK:** Conduct Sniper Operations (5-OPFOR-0006)

**CONDITION:** The opposing forces (OPFOR) element has assigned snipers (regular or irregular elements) in the enemy's rear area along the main supply route (MSR) and near support sites.

**STANDARD:** The OPFOR element kills or wounds targets. 1. Sets up a well-concealed location. 2. Engages vehicle drivers or personnel on foot with short bursts of semiautomatic fire. 3. Kills or wounds selected targets. 4. Prevents the position from being discovered by enemy forces. 5. Evacuates the area without being spotted. 6. Reports all specified priority intelligence requirements (PIR) and other intelligence requirements to the OPFOR headquarters (HQ).

**ELEMENTS:** Team Headquarters  
Heavy Diving Section

**TASK:** Inspect Underwater Structures (05-5-0951)  
(NAVFAC P-990) (FM 5-480) (NAVFAC P-991)

**ITERATION:** 1 2 3 4 5 (Circle)

**COMMANDER/LEADER ASSESSMENT:** T P U (Circle)

**CONDITIONS:** The team is given an operation order (OPORD) containing the location and type of underwater structure and a requirement to inspect underwater structures. A secured area or a security element is provided. The inspection equipment and a boat with a motor are provided. This task should not be trained in MOPP4.

**TASK STANDARDS:** The team must find and record all data on the present state of the submerged structure.

TASK STEPS AND PERFORMANCE MEASURES	GO	NO-GO
<p>* 1. The team leader examines the OPORD and prepares for the mission.</p> <ul style="list-style-type: none"> <li>a. Ensured that the OPORD contained all critical information.</li> <li>b. Evaluated blueprints and as-built drawings to determine the critical inspection points.</li> <li>c. Obtained any relative information from local residents.</li> <li>d. Determined the need for any special construction equipment/material to conduct a correct inspection.</li> <li>e. Ensured that the level of inspection (1, 2, or 3) was clearly stated in the OPORD and understood at all levels of command.</li> <li>f. Planned the mission and completed the operation plan (OPLAN).</li> <li>g. Marked all critical areas to be inspected.</li> <li>h. Briefed the inspection team.</li> <li>i. Inspected personnel and equipment.</li> <li>j. Supervised inspections of the marine structure.</li> </ul> <p>2. The team inspects the present state of the structure.</p> <ul style="list-style-type: none"> <li>a. Inspected wood structures from the mud line up to the base for signs of the following damage:               <ul style="list-style-type: none"> <li>(1) Biological attack.</li> <li>(2) Shrinkage.</li> <li>(3) Overloading.</li> <li>(4) Structural connection corrosion.</li> <li>(5) Abrasion damage.</li> <li>(6) Mechanical damage.</li> </ul> </li> <li>b. Inspected steel structures from the mud line up to the base for signs of the following damage:               <ul style="list-style-type: none"> <li>(1) Cathodic protection corrosion.</li> <li>(2) Abrasion.</li> <li>(3) Loosening of structural connections.</li> <li>(4) Fatigue.</li> <li>(5) Overloading.</li> <li>(6) Loss of foundation materials.</li> <li>(7) Mechanical damage.</li> </ul> </li> <li>c. Inspected concrete structures from the mud line up to the base for signs of the following damage:</li> </ul>		

TASK STEPS AND PERFORMANCE MEASURES	GO	NO-GO
(1) Weathering (freezing/thawing deterioration). (2) Abrasion wear. (3) Chemical deterioration. (4) Axial overloading. (5) Shrinkage. (6) Swelling. (7) Discoloration, cracks, and spalling. (8) Mechanical damage. d. Recorded all data on the standard pile inspection record sheet, including the dimensions of the piles, connecting hardware, and strength members. * 3. The team leader verifies inspection data. a. Ensured that all critical areas were inspected. b. Ensured that all data was accurate and properly recorded. 4. The team disassembles, performs preventive-maintenance checks and services (PMCS), and stores the equipment properly. * 5. The team leader forwards all pertinent data and any recommendations to the appropriate authority.		

TASK PERFORMANCE / EVALUATION SUMMARY BLOCK							
ITERATION	1	2	3	4	5		TOTAL
TOTAL TASK STEPS EVALUATED							
TOTAL TASK STEPS "GO"							
TRAINING STATUS "GO"/"NO-GO"							

“\*” indicates a leader task step.

**SUPPORTING INDIVIDUAL TASKS: NONE**

**SUPPORTING COLLECTIVE TASKS**

Task Number	Task Title	References
05-2-7008	Prepare an Operation Order (OPORD) (Company/Platoon)	ARTEP 5-026-34-MTP  ARTEP 5-027-10-MTP ARTEP 5-027-35-MTP ARTEP 5-053-11-MTP ARTEP 5-053-12-MTP ARTEP 5-053-35-MTP ARTEP 5-063-10-MTP ARTEP 5-063-11-MTP ARTEP 5-063-35-MTP ARTEP 5-113-11-MTP ARTEP 5-113-12-MTP ARTEP 5-113-35-MTP ARTEP 5-145-12-MTP ARTEP 5-145-32-MTP

**SUPPORTING COLLECTIVE TASKS**

Task Number	Task Title	References
		ARTEP 5-156-34-MTP
		ARTEP 5-157-10-MTP
		ARTEP 5-157-35-MTP
		ARTEP 5-216-34-MTP
		ARTEP 5-217-10-MTP
		ARTEP 5-217-35-MTP
		ARTEP 5-335-60-MTP
		ARTEP 5-335-65-MTP
		ARTEP 5-335-70-MTP
		ARTEP 5-336-34-MTP
		ARTEP 5-337-10-MTP
		ARTEP 5-337-35-MTP
		ARTEP 5-413-35-MTP
		ARTEP 5-416-14-MTP
		ARTEP 5-416-34-MTP
		ARTEP 5-417-13-MTP
		ARTEP 5-423-11-MTP
		ARTEP 5-423-35-MTP
		ARTEP 5-424-35-MTP
		ARTEP 5-426-34-MTP
		ARTEP 5-427-10-MTP
		ARTEP 5-427-35-MTP
		ARTEP 5-434-35-MTP
		ARTEP 5-436-35-MTP
		ARTEP 5-436-37-MTP
		ARTEP 5-437-10-MTP
		ARTEP 5-437-11-MTP
		ARTEP 5-437-36-MTP
		ARTEP 5-437-38-MTP
		ARTEP 5-443-10-MTP
		ARTEP 5-443-12-MTP
		ARTEP 5-443-14-MTP
		ARTEP 5-446-34-MTP
		ARTEP 5-446-36-MTP
		ARTEP 5-447-10-MTP
		ARTEP 5-447-11-MTP
		ARTEP 5-447-35-MTP
		ARTEP 5-447-37-MTP
		ARTEP 5-463-10-MTP
		ARTEP 5-463-12-MTP
		ARTEP 5-463-15-MTP
		ARTEP 5-463-17-MTP
		ARTEP 5-463-35-MTP
		ARTEP 5-463-36-MTP
		ARTEP 5-473-35-MTP
		ARTEP 5-493-38-MTP
		ARTEP 5-500-66-MTP
		ARTEP 5-520-10-MTP
		ARTEP 5-520-12-MTP
		ARTEP 5-520-14-MTP
		ARTEP 5-530-14-MTP
		ARTEP 5-530-16-MTP
		ARTEP 5-540-14-MTP

## SUPPORTING COLLECTIVE TASKS

Task Number	Task Title	References
		ARTEP 5-603-35-MTP
		ARTEP 5-606-34-MTP
		ARTEP 5-607-35-MTP
		ARTEP 5-608-35-MTP
		ARTEP 5-616-34-MTP
		ARTEP 5-617-10-MTP
		ARTEP 5-617-11-MTP
		ARTEP 5-617-35-MTP

### OPFOR TASKS AND STANDARDS

**TASK:** Surrender to the Capturing Unit on the Battlefield (5-OPFOR-0024)

**CONDITION:** The enemy has captured the opposing forces (OPFOR) element's soldiers, documents, and equipment sensitive to the OPFOR tactical operations.

**STANDARD:** The OPFOR soldiers retain or destroy documents and equipment. The OPFOR element surrenders documents and equipment of no tactical use to the enemy and attempts to conceal or destroy items of tactical value. The OPFOR element attempts escape and evasion. 1. Prevents the successful capture of documents and equipment. 2. Destroys documents and equipment. 3. Removes identifying markings from equipment. 4. Removes unit-identifying insignia. 5. Provides misleading information. 6. Plans an escape. 7. Delays movement to the nearest collection point. 8. Prevents safeguarding of enemy prisoners of war (EPWs) in order to cause embarrassment to the United States (US).

**TASK:** Conduct a Raid (5-OPFOR-0004)

**CONDITION:** The opposing forces (OPFOR) element has occupied an objective rally point and has orders to conduct a raid on a combat service support (CSS) base.

**STANDARD:** The OPFOR element infiltrates the enemy's base and destroys all of the targets. 1. Surprises the enemy forces. 2. Assaults the support base and accomplishes the assigned tasks. 3. Destroys the specified equipment and supplies. 4. Avoids being decisively engaged. 5. Withdraws all personnel from the objective areas within the time prescribed. 6. Obtains all priority intelligence requirements (PIR) from the raid site. 7. Sustains only light casualties from enemy fire.

**TASK:** Conduct an Aerial Reconnaissance (5-OPFOR-0010)

**CONDITION:** The opposing forces (OPFOR) headquarters (HQ) element requires intelligence on the locations and identification of enemy elements. An aircraft is dispatched to take photographs and make a visual inspection of the enemy rear area.

**STANDARD:** The OPFOR element gathers photograph intelligence of the enemy. 1. Photographs the assigned sectors. 2. Makes quick visual checks where the ceiling is low. 3. Locates enemy positions in the area, particularly support and storage bases, and command and control (C2) facilities. 4. Sustains no loss of aircraft. 5. Reports priority intelligence requirements (PIR) and other information requirements to the OPFOR HQ.

**TASK:** Defeat Obstacles (5-OPFOR-0009)

**CONDITION:** The opposing forces (OPFOR) element encounters an obstacle that blocks the avenue of approach as it advances upon the enemy forces.



**STANDARD:** The OPFOR element bypasses or breaches the enemy obstacle. 1. Detects the obstacle before halting its main body. 2. Defeats the obstacle. a. Bypasses the obstacle without entering the engagement areas. b. Breaches the obstacle within 45 minutes and passes its entire force through the obstacle. 3. Does not incur degradation to the point that the mission must be discontinued.

**TASK:** Conduct an Attack (5-OPFOR-0008)

**CONDITION:** The enemy is conducting tactical operations. The opposing forces (OPFOR) element receives orders to attack the enemy, the area of occupation, or the main supply route (MSR) with smoke.

**STANDARD:** The OPFOR element disrupts the enemy's movement and smoke operations. 1. Determines the delivery method of the smoke attack. 2. Locates the target. 3. Delivers the smoke attack downwind. 4. Attacks the enemy with smoke, and surge attacks when the enemy responds to the smoke.

**TASK:** Disrupt Construction of Vehicle Fighting Positions (5-OPFOR-0020)

**CONDITION:** The opposing forces (OPFOR) element has located the enemy. The priority intelligence requirements (PIR) and other intelligence obtained by OPFOR patrols indicate the enemy is constructing vehicle fighting positions within its defensive area. The OPFOR element has automatic and antiarmor weapons and light mortars.

**STANDARD:** The OPFOR element attempts to disrupt the enemy's efforts to establish vehicle fighting positions. 1. Locates the defensive area. 2. Surprises the main body. 3. Penetrates the defensive area with squad-size probes. 4. Inflicts casualties on the unit. 5. Destroys vehicles. 6. Disrupts the unit's preparations (prevents or delays beyond the unit's allotted time).

**TASK:** Disrupt an Engineer Reconnaissance (5-OPFOR-0022)

**CONDITION:** The enemy is conducting an engineer reconnaissance. The opposing forces (OPFOR) element is positioned along the enemy's route.

**STANDARD:** The OPFOR element disrupts an engineer reconnaissance. 1. Prevents the unit from meeting its specified time schedule. 2. Forces the unit to deviate from its specified route. 3. Prevents the unit from accomplishing its assigned engineer reconnaissance. 4. Surprises the unit conducting the reconnaissance.

**TASK:** Conduct an Ambush (5-OPFOR-0007)

**CONDITION:** The enemy is moving in a convoy. The opposing forces (OPFOR) element is positioned along the enemy's route.

**STANDARD:** The OPFOR element inflicts casualties on the enemy and causes vehicle and equipment damage. 1. Prepares an ambush site before the element arrives. 2. Surprises march element forces. 3. Inflicts heavy casualties within the designated kill zone. 4. Inflicts heavy damage to vehicles and equipment within the designated kill zone. 5. Delays the march element from reaching a specified destination for a specified period of time. 6. Withdraws on order. 7. Sustains no casualties. 8. Reports actions to superiors.

**TASK:** Conduct Terrorist and Saboteur Attacks (5-OPFOR-0005)

**CONDITION:** The opposing forces (OPFOR) element dispatches small teams into the enemy's rear area to disrupt combat service support (CSS) operations.

**STANDARD:** The enemy sustains disrupted command and control (C2), destroyed equipment and supplies, and light casualties. 1. Locates rear support bases and C2 facilities. 2. Delays and disrupts CSS operations through probes. 3. Infiltrates CSS bases to conduct sabotage and terrorist activities. 4. Inflicts light casualties. 5. Destroys supplies and equipment.

**TASK:** Defend a Minefield (5-OPFOR-0023)

**CONDITION:** The enemy is conducting a minefield sweeping operation. The opposing forces (OPFOR) element has a minefield placed in the enemy's path. The minefield is under constant observation and fire.

**STANDARD:** The OPFOR element defends a minefield against an enemy element conducting a minefield sweeping operation. 1. Prevents the unit from detecting the obstacle. 2. Disrupts the minefield sweeping operation. 3. Prevents the unit from conducting the minefield sweeping operation, prevents the unit from moving all personnel through the breach or delays the completion of the minefield sweeping operation for more than 45 minutes.

**TASK:** Maintain Contact (5-OPFOR-0003)

**CONDITION:** The opposing forces (OPFOR) element is engaged with enemy base defense forces. The enemy forces are withdrawing under pressure.

**STANDARD:** The OPFOR element maintains enemy contact while the enemy withdraws. 1. Engages the enemy forces decisively. 2. Advances the OPFOR as the enemy forces withdraw. 3. Inflicts heavy casualties. 4. Captures the members of the enemy force. 5. Captures documents and equipment. 6. Safeguards captured documents, equipment, and personnel.

**TASK:** Disrupt a Route Reconnaissance (5-OPFOR-0021)

**CONDITION:** The enemy is conducting a route reconnaissance. The opposing forces (OPFOR) element is positioned along the enemy's route.

**STANDARD:** The OPFOR element attempts to disrupt a squad/section conducting a route reconnaissance. 1. Prevents the unit from meeting its specified time schedule. 2. Forces the unit to deviate from its specified route. 3. Prevents the unit from reaching its assigned destination. 4. Surprises the squad/section. 5. Inflicts casualties on the unit.

**TASK:** Disrupt a Net Control Station (NCS) (5-OPFOR-0019)

**CONDITION:** The enemy has established a NCS. The opposing forces (OPFOR) element has radio and jamming equipment.

**STANDARD:** The OPFOR element attempts to disrupt an NCS. 1. Attempts to locate the radio frequency that the unit is operating on. 2. Attempts to enter the radio net. 3. Attempts to issue "bogus" orders to a unit on the net. 4. Jams the radio frequency and forces the unit to go to an alternate frequency.

**TASK:** Disrupt Defensive Preparations (5-OPFOR-0018)

**CONDITION:** The opposing forces (OPFOR) element has located the enemy. Priority intelligence requirements (PIR) and other intelligence requirements obtained by OPFOR patrols indicate that the enemy elements are establishing defensive positions. The OPFOR element has automatic and antiarmor weapons and light mortars.

**STANDARD:** The OPFOR element disrupts and delays the enemy's defensive preparations. 1. Locates and penetrates the enemy's security system. 2. Forces the enemy to delay defensive preparations. 3. Disrupts the enemy's obstacle preparations.

**TASK:** Disrupt Enemy Movement and Operations Using Tactical Nuclear Weapons (5-OPFOR-0016)

**CONDITION:** The opposing forces (OPFOR) element has located the enemy. Priority intelligence requirements (PIR) and other intelligence requirements have been obtained by OPFOR patrols. Tactical nuclear weapons are employed against key locations in the rear area.

**STANDARD:** The OPFOR element disrupts enemy movement and operations. 1. Disrupts or delays the movement of the enemy's equipment and supplies to the forward areas. 2. Destroys enemy equipment and supplies. 3. Inflicts a high rate of nuclear casualties among the enemy forces. 4. Denies the enemy the use of specified areas. 5. Contaminates the enemy's equipment and supplies.

**TASK:** Disrupt Quartering Party Operations (5-OPFOR-0017)

**CONDITION:** The enemy is conducting quartering party operations. It has established an assembly area (AA) but has not moved in the main body.

**STANDARD:** The opposing forces (OPFOR) element attempts to disrupt quartering party operations and infiltrate the enemy's AA. 1. Locates the quartering party and the AA. 2. Surprises the main body. 3. Penetrates the AA with squad-size probes. 4. Inflicts personnel casualties and vehicle damage. 5. Disrupts the unit's preparations (prevents or delays beyond the unit's allotted time).

**TASK:** Disrupt Enemy Movement and Operations Using Persistent and Nonpersistent Chemical Weapons (5-OPFOR-0015)

**CONDITION:** The opposing forces (OPFOR) element has located the enemy. Priority intelligence requirements (PIR) and other intelligence requirements have been obtained by OPFOR patrols. The OPFOR units deliver chemical agents, by means of conventional artillery weapons or aircraft, along selected supply routes and key bases in the rear area.

**STANDARD:** The OPFOR element disrupts enemy movement and operations using persistent and nonpersistent chemical weapons. 1. Delivers chemical agents in low and densely wooded areas. 2. Delays the movement of enemy supplies and equipment to the forward areas. 3. Restricts the movement of the enemy units in the rear area. 4. Channels the movement of enemy units into predesignated ambush areas. 5. Contaminates enemy supplies and equipment. 6. Inflicts a high rate of casualties on enemy forces.

**TASK:** Disrupt Movement (5-OPFOR-0014)

**CONDITION:** The enemy is expected to move through the opposing forces (OPFOR) element's area of operations. The OPFOR element has received an operation order (OPORD) or fragmentary order (FRAGO) to disrupt enemy movement. The enemy has the capability to defend with direct fire and antiarmor weapons.

**STANDARD:** The OPFOR element delays enemy movement. 1. Delays the element. 2. Forces the element to deviate from its route. 3. Prevents the element from reaching its destination. 4. Surprises the element's main body.

**TASK:** Counter Passage of Lines (5-OPFOR-0012)

**CONDITION:** Enemy forces are in defensive positions, but they are expected to attempt passage-of-lines operations. The opposing forces (OPFOR) received orders to disrupt enemy passage-of-lines operations.

**STANDARD:** The OPFOR element delays or prevents enemy passage of lines. 1. Delays the passage. 2. Prevents the company from moving all personnel through the stationary unit. 3. Engages the main body of either the moving or the stationary unit.

**TASK:** Disrupt Assembly Area (AA) Activities (5-OPFOR-0013)

**CONDITION:** Intelligence reports indicate that platoon- and company-size enemy units are operating in the opposing forces (OPFOR) area of operations. Enemy units can defend from AAs with direct fire, antiarmor weapons, and indirect fire. The enemy has close air support (CAS) and nuclear, biological, and chemical (NBC) capabilities.

**STANDARD:** The OPFOR element locates and disrupts the enemy's AA activities. 1. Locates the element's AA. 2. Probes the AA with squad- or team-size elements. 3. Inflicts more than 5 percent casualties on the element. 4. Disrupts the element's preparations (prevents or delays beyond the element's allotted time).

**TASK:** Attack (5-OPFOR-0001)

**CONDITION:** The opposing forces (OPFOR) element has located the enemy. The priority intelligence requirements (PIR) and other intelligence requirements have been obtained by OPFOR patrols. The OPFOR element has automatic and antiarmor weapons and light mortars.

**STANDARD:** The OPFOR element attempts to seize the terrain, vehicles, or equipment. 1. Develops an attack plan. 2. Surprises the enemy unit's main body. 3. Initiates the attack using a scheme of maneuver that exploits the enemy's flanks, gaps, and weaknesses. 4. Uses covered and concealed routes to approach the enemy forces' flanks, gaps, or weakly held areas. 5. Employs indirect fire to support the attack. 6. Penetrates enemy defenses. 7. Destroys equipment and supplies. 8. Inflicts heavy casualties. 9. Isolates the combat service support (CSS) base by blocking reinforcements. 10. Forces enemy units to displace. 11. Avoids being fixed in one position. 12. Withdraws before the CSS base is reinforced with tactical combat forces.

**TASK:** Conduct Air Attacks (5-OPFOR-0002)

**CONDITION:** The opposing forces (OPFOR) element in the rear area has forwarded the positions of the enemy support sites or the locations of moving elements. The OPFOR aircraft have been dispatched to attack enemy installations or convoys.

**STANDARD:** The OPFOR element attempts to delay, disrupt, or damage the enemy targets by air. 1. Locates the target (support sites or convoys). 2. Makes attack runs on the designated targets. 3. Inflicts heavy damage to the selected target. 4. Sustains no loss of aircraft. 5. Delays moving the force for more than one hour.

**TASK:** Conduct Sniper Operations (5-OPFOR-0006)

**CONDITION:** The opposing forces (OPFOR) element has assigned snipers (regular or irregular elements) in the enemy's rear area along the main supply route (MSR) and near support sites.

**STANDARD:** The OPFOR element kills or wounds targets. 1. Sets up a well-concealed location. 2. Engages vehicle drivers or personnel on foot with short bursts of semiautomatic fire. 3. Kills or wounds selected targets. 4. Prevents the position from being discovered by enemy forces. 5. Evacuates the area without being spotted. 6. Reports all specified priority intelligence requirements (PIR) and other intelligence requirements to the OPFOR headquarters (HQ).

**ELEMENTS:** Team Headquarters  
Heavy Diving Section

**TASK:** Repair Underwater Structures (05-5-0953)  
(NAVFAC P-990) (FM 5-134) (FM 5-480)  
(NAVFAC P-991)

**ITERATION:** 1 2 3 4 5 (Circle)

**COMMANDER/LEADER ASSESSMENT:** T P U (Circle)

**CONDITIONS:** The team is given an operation order (OPORD), a requirement to repair underwater structures and the location of an established diving station. Reconnaissance information on the structure(s), the location, and the type are provided. The proper repair equipment, materials, and a small floating work platform are provided. The area of operation (AO) is secured by a security force from the requesting organization. This task should not be trained in MOPP4.

**TASK STANDARDS:** The team repairs marine and waterfront structures to extend the life of the facility and avoid the need for major reconstruction.

TASK STEPS AND PERFORMANCE MEASURES	GO	NO-GO
<p>* 1. The team leader examines the OPORD and prepares for the mission.</p> <ul style="list-style-type: none"> <li>a. Ensured that the OPORD contained all critical information.</li> <li>b. Inspected reports and maintenance records, including the evaluation of the as-built drawings, to determine the critical area needing repair.</li> <li>c. Obtained any relevant information from local residents or agencies.</li> <li>d. Procured special equipment or material required to perform repairs.</li> <li>e. Planned the mission and completed the operation plan (OPLAN).</li> <li>f. Briefed team members.</li> <li>g. Inspected personnel and equipment.</li> <li>h. Supervised the repair of the marine structure.</li> </ul> <p>2. The team repairs the structure.</p> <ul style="list-style-type: none"> <li>a. Removed marine growth from the structure.</li> <li>b. Repaired wooden structures from the mud line up to the base using one or more of the following techniques:               <ul style="list-style-type: none"> <li>(1) Replaced polyvinyl chloride (PVC) wrappings on piles/protective material.</li> <li>(2) Replaced or repaired damaged fasteners and strength members.</li> <li>(3) Repaired timber piles using concrete encasement.</li> <li>(4) Repaired timber piles using partial replacement techniques (posting or fishplating).</li> </ul> </li> <li>c. Repaired steel structures from the mud line up to the base using one or more of the following techniques:               <ul style="list-style-type: none"> <li>(1) Repaired steel piles using partial replacement of the section.</li> <li>(2) Repaired steel piles using concrete encasement.</li> <li>(3) Repaired steel sheet piles using epoxy patches or welded steel patches.</li> </ul> </li> <li>d. Repaired concrete structures from the mud line up to the base using one or more of the following techniques:               <ul style="list-style-type: none"> <li>(1) Repaired PVC wrapping on piles or protective material.</li> <li>(2) Repaired concrete piles using casement.</li> <li>(3) Repaired concrete sheet piles using epoxy grout.</li> </ul> </li> </ul>		

TASK STEPS AND PERFORMANCE MEASURES	GO	NO-GO
e. Recorded all repair data, including the type of material used and the location of placement on the structure.  * 3. The team leader supervises the repairs. a. Ensured that all critical areas were repaired. b. Ensured that all data was accurate and properly recorded.  4. The team disassembles, performs preventive-maintenance checks and services (PMCS), and properly stores the equipment.  * 5. The team leader forwards all pertinent data and any recommendations to the appropriate authority according to standing operating procedure (SOP).		

TASK PERFORMANCE / EVALUATION SUMMARY BLOCK							
ITERATION	1	2	3	4	5		TOTAL
TOTAL TASK STEPS EVALUATED							
TOTAL TASK STEPS "GO"							
TRAINING STATUS "GO"/"NO-GO"							

"\*\*" indicates a leader task step.

**SUPPORTING INDIVIDUAL TASKS: NONE**

**SUPPORTING COLLECTIVE TASKS**

Task Number	Task Title	References
05-2-7008	Prepare an Operation Order (OPORD) (Company/Platoon)	ARTEP 5-026-34-MTP  ARTEP 5-027-10-MTP ARTEP 5-027-35-MTP ARTEP 5-053-11-MTP ARTEP 5-053-12-MTP ARTEP 5-053-35-MTP ARTEP 5-063-10-MTP ARTEP 5-063-11-MTP ARTEP 5-063-35-MTP ARTEP 5-113-11-MTP ARTEP 5-113-12-MTP ARTEP 5-113-35-MTP ARTEP 5-145-12-MTP ARTEP 5-145-32-MTP ARTEP 5-156-34-MTP ARTEP 5-157-10-MTP ARTEP 5-157-35-MTP ARTEP 5-216-34-MTP ARTEP 5-217-10-MTP ARTEP 5-217-35-MTP ARTEP 5-335-60-MTP ARTEP 5-335-65-MTP

**SUPPORTING COLLECTIVE TASKS**

Task Number	Task Title	References
		ARTEP 5-335-70-MTP
		ARTEP 5-336-34-MTP
		ARTEP 5-337-10-MTP
		ARTEP 5-337-35-MTP
		ARTEP 5-413-35-MTP
		ARTEP 5-416-14-MTP
		ARTEP 5-416-34-MTP
		ARTEP 5-417-13-MTP
		ARTEP 5-423-11-MTP
		ARTEP 5-423-35-MTP
		ARTEP 5-424-35-MTP
		ARTEP 5-426-34-MTP
		ARTEP 5-427-10-MTP
		ARTEP 5-427-35-MTP
		ARTEP 5-434-35-MTP
		ARTEP 5-436-35-MTP
		ARTEP 5-436-37-MTP
		ARTEP 5-437-10-MTP
		ARTEP 5-437-11-MTP
		ARTEP 5-437-36-MTP
		ARTEP 5-437-38-MTP
		ARTEP 5-443-10-MTP
		ARTEP 5-443-12-MTP
		ARTEP 5-443-14-MTP
		ARTEP 5-446-34-MTP
		ARTEP 5-446-36-MTP
		ARTEP 5-447-10-MTP
		ARTEP 5-447-11-MTP
		ARTEP 5-447-35-MTP
		ARTEP 5-447-37-MTP
		ARTEP 5-463-10-MTP
		ARTEP 5-463-12-MTP
		ARTEP 5-463-15-MTP
		ARTEP 5-463-17-MTP
		ARTEP 5-463-35-MTP
		ARTEP 5-463-36-MTP
		ARTEP 5-473-35-MTP
		ARTEP 5-493-38-MTP
		ARTEP 5-500-66-MTP
		ARTEP 5-520-10-MTP
		ARTEP 5-520-12-MTP
		ARTEP 5-520-14-MTP
		ARTEP 5-530-14-MTP
		ARTEP 5-530-16-MTP
		ARTEP 5-540-14-MTP
		ARTEP 5-603-35-MTP
		ARTEP 5-606-34-MTP
		ARTEP 5-607-35-MTP
		ARTEP 5-608-35-MTP
		ARTEP 5-616-34-MTP
		ARTEP 5-617-10-MTP
		ARTEP 5-617-11-MTP
		ARTEP 5-617-35-MTP

### SUPPORTING COLLECTIVE TASKS

Task Number	Task Title	References
05-4-1005	Perform Preventive-Maintenance Checks and Services (PMCS)	ARTEP 5-463-10-MTP ARTEP 5-473-35-MTP

### OPFOR TASKS AND STANDARDS

**TASK:** Surrender to the Capturing Unit on the Battlefield (5-OPFOR-0024)

**CONDITION:** The enemy has captured the opposing forces (OPFOR) element's soldiers, documents, and equipment sensitive to the OPFOR tactical operations.

**STANDARD:** The OPFOR soldiers retain or destroy documents and equipment. The OPFOR element surrenders documents and equipment of no tactical use to the enemy and attempts to conceal or destroy items of tactical value. The OPFOR element attempts escape and evasion. 1. Prevents the successful capture of documents and equipment. 2. Destroys documents and equipment. 3. Removes identifying markings from equipment. 4. Removes unit-identifying insignia. 5. Provides misleading information. 6. Plans an escape. 7. Delays movement to the nearest collection point. 8. Prevents safeguarding of enemy prisoners of war (EPWs) in order to cause embarrassment to the United States (US).

**TASK:** Conduct a Raid (5-OPFOR-0004)

**CONDITION:** The opposing forces (OPFOR) element has occupied an objective rally point and has orders to conduct a raid on a combat service support (CSS) base.

**STANDARD:** The OPFOR element infiltrates the enemy's base and destroys all of the targets. 1. Surprises the enemy forces. 2. Assaults the support base and accomplishes the assigned tasks. 3. Destroys the specified equipment and supplies. 4. Avoids being decisively engaged. 5. Withdraws all personnel from the objective areas within the time prescribed. 6. Obtains all priority intelligence requirements (PIR) from the raid site. 7. Sustains only light casualties from enemy fire.

**TASK:** Conduct an Aerial Reconnaissance (5-OPFOR-0010)

**CONDITION:** The opposing forces (OPFOR) headquarters (HQ) element requires intelligence on the locations and identification of enemy elements. An aircraft is dispatched to take photographs and make a visual inspection of the enemy rear area.

**STANDARD:** The OPFOR element gathers photograph intelligence of the enemy. 1. Photographs the assigned sectors. 2. Makes quick visual checks where the ceiling is low. 3. Locates enemy positions in the area, particularly support and storage bases, and command and control (C2) facilities. 4. Sustains no loss of aircraft. 5. Reports priority intelligence requirements (PIR) and other information requirements to the OPFOR HQ.

**TASK:** Defeat Obstacles (5-OPFOR-0009)

**CONDITION:** The opposing forces (OPFOR) element encounters an obstacle that blocks the avenue of approach as it advances upon the enemy forces.

**STANDARD:** The OPFOR element bypasses or breaches the enemy obstacle. 1. Detects the obstacle before halting its main body. 2. Defeats the obstacle. a. Bypasses the obstacle without entering the engagement areas. b. Breaches the obstacle within 45 minutes and passes its entire force through the obstacle. 3. Does not incur degradation to the point that the mission must be discontinued.



**TASK:** Conduct an Attack (5-OPFOR-0008)

**CONDITION:** The enemy is conducting tactical operations. The opposing forces (OPFOR) element receives orders to attack the enemy, the area of occupation, or the main supply route (MSR) with smoke.

**STANDARD:** The OPFOR element disrupts the enemy's movement and smoke operations. 1. Determines the delivery method of the smoke attack. 2. Locates the target. 3. Delivers the smoke attack downwind. 4. Attacks the enemy with smoke, and surge attacks when the enemy responds to the smoke.

**TASK:** Disrupt Construction of Vehicle Fighting Positions (5-OPFOR-0020)

**CONDITION:** The opposing forces (OPFOR) element has located the enemy. The priority intelligence requirements (PIR) and other intelligence obtained by OPFOR patrols indicate the enemy is constructing vehicle fighting positions within its defensive area. The OPFOR element has automatic and antiarmor weapons and light mortars.

**STANDARD:** The OPFOR element attempts to disrupt the enemy's efforts to establish vehicle fighting positions. 1. Locates the defensive area. 2. Surprises the main body. 3. Penetrates the defensive area with squad-size probes. 4. Inflicts casualties on the unit. 5. Destroys vehicles. 6. Disrupts the unit's preparations (prevents or delays beyond the unit's allotted time).

**TASK:** Disrupt an Engineer Reconnaissance (5-OPFOR-0022)

**CONDITION:** The enemy is conducting an engineer reconnaissance. The opposing forces (OPFOR) element is positioned along the enemy's route.

**STANDARD:** The OPFOR element disrupts an engineer reconnaissance. 1. Prevents the unit from meeting its specified time schedule. 2. Forces the unit to deviate from its specified route. 3. Prevents the unit from accomplishing its assigned engineer reconnaissance. 4. Surprises the unit conducting the reconnaissance.

**TASK:** Conduct an Ambush (5-OPFOR-0007)

**CONDITION:** The enemy is moving in a convoy. The opposing forces (OPFOR) element is positioned along the enemy's route.

**STANDARD:** The OPFOR element inflicts casualties on the enemy and causes vehicle and equipment damage. 1. Prepares an ambush site before the element arrives. 2. Surprises march element forces. 3. Inflicts heavy casualties within the designated kill zone. 4. Inflicts heavy damage to vehicles and equipment within the designated kill zone. 5. Delays the march element from reaching a specified destination for a specified period of time. 6. Withdraws on order. 7. Sustains no casualties. 8. Reports actions to superiors.

**TASK:** Conduct Terrorist and Saboteur Attacks (5-OPFOR-0005)

**CONDITION:** The opposing forces (OPFOR) element dispatches small teams into the enemy's rear area to disrupt combat service support (CSS) operations.

**STANDARD:** The enemy sustains disrupted command and control (C2), destroyed equipment and supplies, and light casualties. 1. Locates rear support bases and C2 facilities. 2. Delays and disrupts CSS operations through probes. 3. Infiltrates CSS bases to conduct sabotage and terrorist activities. 4. Inflicts light casualties. 5. Destroys supplies and equipment.

**TASK:** Defend a Minefield (5-OPFOR-0023)

**CONDITION:** The enemy is conducting a minefield sweeping operation. The opposing forces (OPFOR) element has a minefield placed in the enemy's path. The minefield is under constant observation and fire.

**STANDARD:** The OPFOR element defends a minefield against an enemy element conducting a minefield sweeping operation. 1. Prevents the unit from detecting the obstacle. 2. Disrupts the minefield sweeping operation. 3. Prevents the unit from conducting the minefield sweeping operation, prevents the unit from moving all personnel through the breach or delays the completion of the minefield sweeping operation for more than 45 minutes.

**TASK:** Maintain Contact (5-OPFOR-0003)

**CONDITION:** The opposing forces (OPFOR) element is engaged with enemy base defense forces. The enemy forces are withdrawing under pressure.

**STANDARD:** The OPFOR element maintains enemy contact while the enemy withdraws. 1. Engages the enemy forces decisively. 2. Advances the OPFOR as the enemy forces withdraw. 3. Inflicts heavy casualties. 4. Captures the members of the enemy force. 5. Captures documents and equipment. 6. Safeguards captured documents, equipment, and personnel.

**TASK:** Disrupt a Route Reconnaissance (5-OPFOR-0021)

**CONDITION:** The enemy is conducting a route reconnaissance. The opposing forces (OPFOR) element is positioned along the enemy's route.

**STANDARD:** The OPFOR element attempts to disrupt a squad/section conducting a route reconnaissance. 1. Prevents the unit from meeting its specified time schedule. 2. Forces the unit to deviate from its specified route. 3. Prevents the unit from reaching its assigned destination. 4. Surprises the squad/section. 5. Inflicts casualties on the unit.

**TASK:** Disrupt a Net Control Station (NCS) (5-OPFOR-0019)

**CONDITION:** The enemy has established a NCS. The opposing forces (OPFOR) element has radio and jamming equipment.

**STANDARD:** The OPFOR element attempts to disrupt an NCS. 1. Attempts to locate the radio frequency that the unit is operating on. 2. Attempts to enter the radio net. 3. Attempts to issue "bogus" orders to a unit on the net. 4. Jams the radio frequency and forces the unit to go to an alternate frequency.

**TASK:** Disrupt Defensive Preparations (5-OPFOR-0018)

**CONDITION:** The opposing forces (OPFOR) element has located the enemy. Priority intelligence requirements (PIR) and other intelligence requirements obtained by OPFOR patrols indicate that the enemy elements are establishing defensive positions. The OPFOR element has automatic and antiarmor weapons and light mortars.

**STANDARD:** The OPFOR element disrupts and delays the enemy's defensive preparations. 1. Locates and penetrates the enemy's security system. 2. Forces the enemy to delay defensive preparations. 3. Disrupts the enemy's obstacle preparations.

**TASK:** Disrupt Enemy Movement and Operations Using Tactical Nuclear Weapons (5-OPFOR-0016)

**CONDITION:** The opposing forces (OPFOR) element has located the enemy. Priority intelligence requirements (PIR) and other intelligence requirements have been obtained by OPFOR patrols. Tactical nuclear weapons are employed against key locations in the rear area.

**STANDARD:** The OPFOR element disrupts enemy movement and operations. 1. Disrupts or delays the movement of the enemy's equipment and supplies to the forward areas. 2. Destroys enemy equipment and supplies. 3. Inflicts a high rate of nuclear casualties among the enemy forces. 4. Denies the enemy the use of specified areas. 5. Contaminates the enemy's equipment and supplies.

**TASK:** Disrupt Quartering Party Operations (5-OPFOR-0017)

**CONDITION:** The enemy is conducting quartering party operations. It has established an assembly area (AA) but has not moved in the main body.

**STANDARD:** The opposing forces (OPFOR) element attempts to disrupt quartering party operations and infiltrate the enemy's AA. 1. Locates the quartering party and the AA. 2. Surprises the main body. 3. Penetrates the AA with squad-size probes. 4. Inflicts personnel casualties and vehicle damage. 5. Disrupts the unit's preparations (prevents or delays beyond the unit's allotted time).

**TASK:** Disrupt Enemy Movement and Operations Using Persistent and Nonpersistent Chemical Weapons (5-OPFOR-0015)

**CONDITION:** The opposing forces (OPFOR) element has located the enemy. Priority intelligence requirements (PIR) and other intelligence requirements have been obtained by OPFOR patrols. The OPFOR units deliver chemical agents, by means of conventional artillery weapons or aircraft, along selected supply routes and key bases in the rear area.

**STANDARD:** The OPFOR element disrupts enemy movement and operations using persistent and nonpersistent chemical weapons. 1. Delivers chemical agents in low and densely wooded areas. 2. Delays the movement of enemy supplies and equipment to the forward areas. 3. Restricts the movement of the enemy units in the rear area. 4. Channels the movement of enemy units into predesignated ambush areas. 5. Contaminates enemy supplies and equipment. 6. Inflicts a high rate of casualties on enemy forces.

**TASK:** Disrupt Movement (5-OPFOR-0014)

**CONDITION:** The enemy is expected to move through the opposing forces (OPFOR) element's area of operations. The OPFOR element has received an operation order (OPORD) or fragmentary order (FRAGO) to disrupt enemy movement. The enemy has the capability to defend with direct fire and antiarmor weapons.

**STANDARD:** The OPFOR element delays enemy movement. 1. Delays the element. 2. Forces the element to deviate from its route. 3. Prevents the element from reaching its destination. 4. Surprises the element's main body.

**TASK:** Counter Passage of Lines (5-OPFOR-0012)

**CONDITION:** Enemy forces are in defensive positions, but they are expected to attempt passage-of-lines operations. The opposing forces (OPFOR) received orders to disrupt enemy passage-of-lines operations.

**STANDARD:** The OPFOR element delays or prevents enemy passage of lines. 1. Delays the passage. 2. Prevents the company from moving all personnel through the stationary unit. 3. Engages the main body of either the moving or the stationary unit.

**TASK:** Disrupt Assembly Area (AA) Activities (5-OPFOR-0013)

**CONDITION:** Intelligence reports indicate that platoon- and company-size enemy units are operating in the opposing forces (OPFOR) area of operations. Enemy units can defend from AAs with direct fire, antiarmor weapons, and indirect fire. The enemy has close air support (CAS) and nuclear, biological, and chemical (NBC) capabilities.

**STANDARD:** The OPFOR element locates and disrupts the enemy's AA activities. 1. Locates the element's AA. 2. Probes the AA with squad- or team-size elements. 3. Inflicts more than 5 percent casualties on the element. 4. Disrupts the element's preparations (prevents or delays beyond the element's allotted time).

**TASK:** Attack (5-OPFOR-0001)

**CONDITION:** The opposing forces (OPFOR) element has located the enemy. The priority intelligence requirements (PIR) and other intelligence requirements have been obtained by OPFOR patrols. The OPFOR element has automatic and antiarmor weapons and light mortars.

**STANDARD:** The OPFOR element attempts to seize the terrain, vehicles, or equipment. 1. Develops an attack plan. 2. Surprises the enemy unit's main body. 3. Initiates the attack using a scheme of maneuver that exploits the enemy's flanks, gaps, and weaknesses. 4. Uses covered and concealed routes to approach the enemy forces' flanks, gaps, or weakly held areas. 5. Employs indirect fire to support the attack. 6. Penetrates enemy defenses. 7. Destroys equipment and supplies. 8. Inflicts heavy casualties. 9. Isolates the combat service support (CSS) base by blocking reinforcements. 10. Forces enemy units to displace. 11. Avoids being fixed in one position. 12. Withdraws before the CSS base is reinforced with tactical combat forces.

**TASK:** Conduct Air Attacks (5-OPFOR-0002)

**CONDITION:** The opposing forces (OPFOR) element in the rear area has forwarded the positions of the enemy support sites or the locations of moving elements. The OPFOR aircraft have been dispatched to attack enemy installations or convoys.

**STANDARD:** The OPFOR element attempts to delay, disrupt, or damage the enemy targets by air. 1. Locates the target (support sites or convoys). 2. Makes attack runs on the designated targets. 3. Inflicts heavy damage to the selected target. 4. Sustains no loss of aircraft. 5. Delays moving the force for more than one hour.

**TASK:** Conduct Sniper Operations (5-OPFOR-0006)

**CONDITION:** The opposing forces (OPFOR) element has assigned snipers (regular or irregular elements) in the enemy's rear area along the main supply route (MSR) and near support sites.

**STANDARD:** The OPFOR element kills or wounds targets. 1. Sets up a well-concealed location. 2. Engages vehicle drivers or personnel on foot with short bursts of semiautomatic fire. 3. Kills or wounds selected targets. 4. Prevents the position from being discovered by enemy forces. 5. Evacuates the area without being spotted. 6. Reports all specified priority intelligence requirements (PIR) and other intelligence requirements to the OPFOR headquarters (HQ).

**ELEMENTS:** Team Headquarters  
Heavy Diving Section

**TASK:** Maintain Underwater Structures (05-5-0955)  
(NAVFAC P-990) (FM 5-134) (FM 5-480)  
(NAVFAC P-991)

**ITERATION:** 1 2 3 4 5 (Circle)

**COMMANDER/LEADER ASSESSMENT:** T P U (Circle)

**CONDITIONS:** Given an operation order (OPORD) a dive repair team, structures reconnaissance/inspection information, a secured location, a diving station, repair equipment, repair materials, a floating work platform, a boat with motor, and the requirement to maintain underwater structures. This task should not be trained in MOPP4.

**TASK STANDARDS:** The team maintained marine and waterfront structures and avoided the need for major repairs.

TASK STEPS AND PERFORMANCE MEASURES	GO	NO-GO
<p>* 1. The team leader examines the OPOrd and prepares for the mission.</p> <ul style="list-style-type: none"> <li>a. Ensured that the OPOrd contained all critical information.</li> <li>b. Evaluated the structure's maintenance records and as-built drawings to determine the critical maintenance points.</li> <li>c. Obtained any relative information from local residents or agencies.</li> <li>d. Determined the need for any special construction equipment/material to perform the correct maintenance.</li> <li>e. Planned the mission and completed the operation plan (OPLAN).</li> <li>f. Briefed the maintenance team.</li> <li>g. Inspected personnel and equipment.</li> <li>h. Supervised the maintenance of the marine structure.</li> </ul> <p>2. The team maintains the structure.</p> <ul style="list-style-type: none"> <li>a. Removed marine growth from the structure.</li> <li>b. Maintained wood structures from the mud line up to the base by wrapping pilings with polyvinyl chloride (PVC)/protective material.</li> <li>c. Maintained steel structures from the mud line up to the base by using one or more of the following techniques:               <ul style="list-style-type: none"> <li>(1) Replaced zinc/sacrificial anodes.</li> <li>(2) Removed marine growth from the structure.</li> <li>(3) Coated steel with epoxy/protective material.</li> </ul> </li> <li>d. Maintained concrete structures from the mud line up to the base by using one or more of the following techniques:               <ul style="list-style-type: none"> <li>(1) Removed marine growth from the structure.</li> <li>(2) Wrapped the structure with PVC/protective material.</li> </ul> </li> <li>e. Recorded all maintenance data, including the type of material used and its position on the structure.</li> </ul> <p>* 3. The team leader supervises the maintenance.</p> <ul style="list-style-type: none"> <li>a. Ensured that all critical areas were maintained.</li> <li>b. Ensured that all data was accurate and properly recorded.</li> </ul> <p>4. The team disassembles, performs preventive-maintenance checks and services (PMCS), and properly stores the equipment.</p>		

TASK STEPS AND PERFORMANCE MEASURES	GO	NO-GO
* 5. The team leader forwards all pertinent data and any recommendations to the appropriate authority according to unit standing operating procedure (SOP).		

TASK PERFORMANCE / EVALUATION SUMMARY BLOCK							
ITERATION	1	2	3	4	5		TOTAL
TOTAL TASK STEPS EVALUATED							
TOTAL TASK STEPS "GO"							
TRAINING STATUS "GO"/"NO-GO"							

"\*\*" indicates a leader task step.

**SUPPORTING INDIVIDUAL TASKS: NONE**

**SUPPORTING COLLECTIVE TASKS**

Task Number	Task Title	References
05-2-7008	Prepare an Operation Order (OPORD) (Company/Platoon)	ARTEP 5-026-34-MTP  ARTEP 5-027-10-MTP ARTEP 5-027-35-MTP ARTEP 5-053-11-MTP ARTEP 5-053-12-MTP ARTEP 5-053-35-MTP ARTEP 5-063-10-MTP ARTEP 5-063-11-MTP ARTEP 5-063-35-MTP ARTEP 5-113-11-MTP ARTEP 5-113-12-MTP ARTEP 5-113-35-MTP ARTEP 5-145-12-MTP ARTEP 5-145-32-MTP ARTEP 5-156-34-MTP ARTEP 5-157-10-MTP ARTEP 5-157-35-MTP ARTEP 5-216-34-MTP ARTEP 5-217-10-MTP ARTEP 5-217-35-MTP ARTEP 5-335-60-MTP ARTEP 5-335-65-MTP ARTEP 5-335-70-MTP ARTEP 5-336-34-MTP ARTEP 5-337-10-MTP ARTEP 5-337-35-MTP ARTEP 5-413-35-MTP ARTEP 5-416-14-MTP ARTEP 5-416-34-MTP ARTEP 5-417-13-MTP

**SUPPORTING COLLECTIVE TASKS**

Task Number	Task Title	References
		ARTEP 5-423-11-MTP
		ARTEP 5-423-35-MTP
		ARTEP 5-424-35-MTP
		ARTEP 5-426-34-MTP
		ARTEP 5-427-10-MTP
		ARTEP 5-427-35-MTP
		ARTEP 5-434-35-MTP
		ARTEP 5-436-35-MTP
		ARTEP 5-436-37-MTP
		ARTEP 5-437-10-MTP
		ARTEP 5-437-11-MTP
		ARTEP 5-437-36-MTP
		ARTEP 5-437-38-MTP
		ARTEP 5-443-10-MTP
		ARTEP 5-443-12-MTP
		ARTEP 5-443-14-MTP
		ARTEP 5-446-34-MTP
		ARTEP 5-446-36-MTP
		ARTEP 5-447-10-MTP
		ARTEP 5-447-11-MTP
		ARTEP 5-447-35-MTP
		ARTEP 5-447-37-MTP
		ARTEP 5-463-10-MTP
		ARTEP 5-463-12-MTP
		ARTEP 5-463-15-MTP
		ARTEP 5-463-17-MTP
		ARTEP 5-463-35-MTP
		ARTEP 5-463-36-MTP
		ARTEP 5-473-35-MTP
		ARTEP 5-493-38-MTP
		ARTEP 5-500-66-MTP
		ARTEP 5-520-10-MTP
		ARTEP 5-520-12-MTP
		ARTEP 5-520-14-MTP
		ARTEP 5-530-14-MTP
		ARTEP 5-530-16-MTP
		ARTEP 5-540-14-MTP
		ARTEP 5-603-35-MTP
		ARTEP 5-606-34-MTP
		ARTEP 5-607-35-MTP
		ARTEP 5-608-35-MTP
		ARTEP 5-616-34-MTP
		ARTEP 5-617-10-MTP
		ARTEP 5-617-11-MTP
		ARTEP 5-617-35-MTP
		ARTEP 5-463-10-MTP
05-4-1005	Perform Preventive-Maintenance Checks and Services (PMCS)	ARTEP 5-473-35-MTP

**OPFOR TASKS AND STANDARDS**

**TASK:** Surrender to the Capturing Unit on the Battlefield (5-OPFOR-0024)

**CONDITION:** The enemy has captured the opposing forces (OPFOR) element's soldiers, documents, and equipment sensitive to the OPFOR tactical operations.

**STANDARD:** The OPFOR soldiers retain or destroy documents and equipment. The OPFOR element surrenders documents and equipment of no tactical use to the enemy and attempts to conceal or destroy items of tactical value. The OPFOR element attempts escape and evasion. 1. Prevents the successful capture of documents and equipment. 2. Destroys documents and equipment. 3. Removes identifying markings from equipment. 4. Removes unit-identifying insignia. 5. Provides misleading information. 6. Plans an escape. 7. Delays movement to the nearest collection point. 8. Prevents safeguarding of enemy prisoners of war (EPWs) in order to cause embarrassment to the United States (US).

**TASK:** Conduct a Raid (5-OPFOR-0004)

**CONDITION:** The opposing forces (OPFOR) element has occupied an objective rally point and has orders to conduct a raid on a combat service support (CSS) base.

**STANDARD:** The OPFOR element infiltrates the enemy's base and destroys all of the targets. 1. Surprises the enemy forces. 2. Assaults the support base and accomplishes the assigned tasks. 3. Destroys the specified equipment and supplies. 4. Avoids being decisively engaged. 5. Withdraws all personnel from the objective areas within the time prescribed. 6. Obtains all priority intelligence requirements (PIR) from the raid site. 7. Sustains only light casualties from enemy fire.

**TASK:** Conduct an Aerial Reconnaissance (5-OPFOR-0010)

**CONDITION:** The opposing forces (OPFOR) headquarters (HQ) element requires intelligence on the locations and identification of enemy elements. An aircraft is dispatched to take photographs and make a visual inspection of the enemy rear area.

**STANDARD:** The OPFOR element gathers photograph intelligence of the enemy. 1. Photographs the assigned sectors. 2. Makes quick visual checks where the ceiling is low. 3. Locates enemy positions in the area, particularly support and storage bases, and command and control (C2) facilities. 4. Sustains no loss of aircraft. 5. Reports priority intelligence requirements (PIR) and other information requirements to the OPFOR HQ.

**TASK:** Defeat Obstacles (5-OPFOR-0009)

**CONDITION:** The opposing forces (OPFOR) element encounters an obstacle that blocks the avenue of approach as it advances upon the enemy forces.

**STANDARD:** The OPFOR element bypasses or breaches the enemy obstacle. 1. Detects the obstacle before halting its main body. 2. Defeats the obstacle. a. Bypasses the obstacle without entering the engagement areas. b. Breaches the obstacle within 45 minutes and passes its entire force through the obstacle. 3. Does not incur degradation to the point that the mission must be discontinued.

**TASK:** Conduct an Attack (5-OPFOR-0008)

**CONDITION:** The enemy is conducting tactical operations. The opposing forces (OPFOR) element receives orders to attack the enemy, the area of occupation, or the main supply route (MSR) with smoke.

**STANDARD:** The OPFOR element disrupts the enemy's movement and smoke operations. 1. Determines the delivery method of the smoke attack. 2. Locates the target. 3. Delivers the smoke attack downwind. 4. Attacks the enemy with smoke, and surge attacks when the enemy responds to the smoke.

**TASK:** Disrupt Construction of Vehicle Fighting Positions (5-OPFOR-0020)



**CONDITION:** The opposing forces (OPFOR) element has located the enemy. The priority intelligence requirements (PIR) and other intelligence obtained by OPFOR patrols indicate the enemy is constructing vehicle fighting positions within its defensive area. The OPFOR element has automatic and antiarmor weapons and light mortars.

**STANDARD:** The OPFOR element attempts to disrupt the enemy's efforts to establish vehicle fighting positions. 1. Locates the defensive area. 2. Surprises the main body. 3. Penetrates the defensive area with squad-size probes. 4. Inflicts casualties on the unit. 5. Destroys vehicles. 6. Disrupts the unit's preparations (prevents or delays beyond the unit's allotted time).

**TASK:** Disrupt an Engineer Reconnaissance (5-OPFOR-0022)

**CONDITION:** The enemy is conducting an engineer reconnaissance. The opposing forces (OPFOR) element is positioned along the enemy's route.

**STANDARD:** The OPFOR element disrupts an engineer reconnaissance. 1. Prevents the unit from meeting its specified time schedule. 2. Forces the unit to deviate from its specified route. 3. Prevents the unit from accomplishing its assigned engineer reconnaissance. 4. Surprises the unit conducting the reconnaissance.

**TASK:** Conduct an Ambush (5-OPFOR-0007)

**CONDITION:** The enemy is moving in a convoy. The opposing forces (OPFOR) element is positioned along the enemy's route.

**STANDARD:** The OPFOR element inflicts casualties on the enemy and causes vehicle and equipment damage. 1. Prepares an ambush site before the element arrives. 2. Surprises march element forces. 3. Inflicts heavy casualties within the designated kill zone. 4. Inflicts heavy damage to vehicles and equipment within the designated kill zone. 5. Delays the march element from reaching a specified destination for a specified period of time. 6. Withdraws on order. 7. Sustains no casualties. 8. Reports actions to superiors.

**TASK:** Conduct Terrorist and Saboteur Attacks (5-OPFOR-0005)

**CONDITION:** The opposing forces (OPFOR) element dispatches small teams into the enemy's rear area to disrupt combat service support (CSS) operations.

**STANDARD:** The enemy sustains disrupted command and control (C2), destroyed equipment and supplies, and light casualties. 1. Locates rear support bases and C2 facilities. 2. Delays and disrupts CSS operations through probes. 3. Infiltrates CSS bases to conduct sabotage and terrorist activities. 4. Inflicts light casualties. 5. Destroys supplies and equipment.

**TASK:** Defend a Minefield (5-OPFOR-0023)

**CONDITION:** The enemy is conducting a minefield sweeping operation. The opposing forces (OPFOR) element has a minefield placed in the enemy's path. The minefield is under constant observation and fire.

**STANDARD:** The OPFOR element defends a minefield against an enemy element conducting a minefield sweeping operation. 1. Prevents the unit from detecting the obstacle. 2. Disrupts the minefield sweeping operation. 3. Prevents the unit from conducting the minefield sweeping operation, prevents the unit from moving all personnel through the breach or delays the completion of the minefield sweeping operation for more than 45 minutes.

**TASK:** Maintain Contact (5-OPFOR-0003)

**CONDITION:** The opposing forces (OPFOR) element is engaged with enemy base defense forces. The enemy forces are withdrawing under pressure.

**STANDARD:** The OPFOR element maintains enemy contact while the enemy withdraws. 1. Engages the enemy forces decisively. 2. Advances the OPFOR as the enemy forces withdraw. 3. Inflicts heavy casualties. 4. Captures the members of the enemy force. 5. Captures documents and equipment. 6. Safeguards captured documents, equipment, and personnel.

**TASK:** Disrupt a Route Reconnaissance (5-OPFOR-0021)

**CONDITION:** The enemy is conducting a route reconnaissance. The opposing forces (OPFOR) element is positioned along the enemy's route.

**STANDARD:** The OPFOR element attempts to disrupt a squad/section conducting a route reconnaissance. 1. Prevents the unit from meeting its specified time schedule. 2. Forces the unit to deviate from its specified route. 3. Prevents the unit from reaching its assigned destination. 4. Surprises the squad/section. 5. Inflicts casualties on the unit.

**TASK:** Disrupt a Net Control Station (NCS) (5-OPFOR-0019)

**CONDITION:** The enemy has established a NCS. The opposing forces (OPFOR) element has radio and jamming equipment.

**STANDARD:** The OPFOR element attempts to disrupt an NCS. 1. Attempts to locate the radio frequency that the unit is operating on. 2. Attempts to enter the radio net. 3. Attempts to issue "bogus" orders to a unit on the net. 4. Jams the radio frequency and forces the unit to go to an alternate frequency.

**TASK:** Disrupt Defensive Preparations (5-OPFOR-0018)

**CONDITION:** The opposing forces (OPFOR) element has located the enemy. Priority intelligence requirements (PIR) and other intelligence requirements obtained by OPFOR patrols indicate that the enemy elements are establishing defensive positions. The OPFOR element has automatic and antiarmor weapons and light mortars.

**STANDARD:** The OPFOR element disrupts and delays the enemy's defensive preparations. 1. Locates and penetrates the enemy's security system. 2. Forces the enemy to delay defensive preparations. 3. Disrupts the enemy's obstacle preparations.

**TASK:** Disrupt Enemy Movement and Operations Using Tactical Nuclear Weapons (5-OPFOR-0016)

**CONDITION:** The opposing forces (OPFOR) element has located the enemy. Priority intelligence requirements (PIR) and other intelligence requirements have been obtained by OPFOR patrols. Tactical nuclear weapons are employed against key locations in the rear area.

**STANDARD:** The OPFOR element disrupts enemy movement and operations. 1. Disrupts or delays the movement of the enemy's equipment and supplies to the forward areas. 2. Destroys enemy equipment and supplies. 3. Inflicts a high rate of nuclear casualties among the enemy forces. 4. Denies the enemy the use of specified areas. 5. Contaminates the enemy's equipment and supplies.

**TASK:** Disrupt Quartering Party Operations (5-OPFOR-0017)

**CONDITION:** The enemy is conducting quartering party operations. It has established an assembly area (AA) but has not moved in the main body.

**STANDARD:** The opposing forces (OPFOR) element attempts to disrupt quartering party operations and infiltrate the enemy's AA. 1. Locates the quartering party and the AA. 2. Surprises the main body. 3. Penetrates the AA with squad-size probes. 4. Inflicts personnel casualties and vehicle damage. 5. Disrupts the unit's preparations (prevents or delays beyond the unit's allotted time).

**TASK:** Disrupt Enemy Movement and Operations Using Persistent and Nonpersistent Chemical Weapons (5-OPFOR-0015)

**CONDITION:** The opposing forces (OPFOR) element has located the enemy. Priority intelligence requirements (PIR) and other intelligence requirements have been obtained by OPFOR patrols. The OPFOR units deliver chemical agents, by means of conventional artillery weapons or aircraft, along selected supply routes and key bases in the rear area.

**STANDARD:** The OPFOR element disrupts enemy movement and operations using persistent and nonpersistent chemical weapons. 1. Delivers chemical agents in low and densely wooded areas. 2. Delays the movement of enemy supplies and equipment to the forward areas. 3. Restricts the movement of the enemy units in the rear area. 4. Channels the movement of enemy units into predesignated ambush areas. 5. Contaminates enemy supplies and equipment. 6. Inflicts a high rate of casualties on enemy forces.

**TASK:** Disrupt Movement (5-OPFOR-0014)

**CONDITION:** The enemy is expected to move through the opposing forces (OPFOR) element's area of operations. The OPFOR element has received an operation order (OPORD) or fragmentary order (FRAGO) to disrupt enemy movement. The enemy has the capability to defend with direct fire and antiarmor weapons.

**STANDARD:** The OPFOR element delays enemy movement. 1. Delays the element. 2. Forces the element to deviate from its route. 3. Prevents the element from reaching its destination. 4. Surprises the element's main body.

**TASK:** Counter Passage of Lines (5-OPFOR-0012)

**CONDITION:** Enemy forces are in defensive positions, but they are expected to attempt passage-of-lines operations. The opposing forces (OPFOR) received orders to disrupt enemy passage-of-lines operations.

**STANDARD:** The OPFOR element delays or prevents enemy passage of lines. 1. Delays the passage. 2. Prevents the company from moving all personnel through the stationary unit. 3. Engages the main body of either the moving or the stationary unit.

**TASK:** Disrupt Assembly Area (AA) Activities (5-OPFOR-0013)

**CONDITION:** Intelligence reports indicate that platoon- and company-size enemy units are operating in the opposing forces (OPFOR) area of operations. Enemy units can defend from AAs with direct fire, antiarmor weapons, and indirect fire. The enemy has close air support (CAS) and nuclear, biological, and chemical (NBC) capabilities.

**STANDARD:** The OPFOR element locates and disrupts the enemy's AA activities. 1. Locates the element's AA. 2. Probes the AA with squad- or team-size elements. 3. Inflicts more than 5 percent casualties on the element. 4. Disrupts the element's preparations (prevents or delays beyond the element's allotted time).

**TASK:** Attack (5-OPFOR-0001)

**CONDITION:** The opposing forces (OPFOR) element has located the enemy. The priority intelligence requirements (PIR) and other intelligence requirements have been obtained by OPFOR patrols. The OPFOR element has automatic and antiarmor weapons and light mortars.

**STANDARD:** The OPFOR element attempts to seize the terrain, vehicles, or equipment. 1. Develops an attack plan. 2. Surprises the enemy unit's main body. 3. Initiates the attack using a scheme of maneuver that exploits the enemy's flanks, gaps, and weaknesses. 4. Uses covered and concealed routes to approach the enemy forces' flanks, gaps, or weakly held areas. 5. Employs indirect fire to support the attack. 6. Penetrates enemy defenses. 7. Destroys equipment and supplies. 8. Inflicts heavy casualties. 9. Isolates the combat service support (CSS) base by blocking reinforcements. 10. Forces enemy units to displace. 11. Avoids being fixed in one position. 12. Withdraws before the CSS base is reinforced with tactical combat forces.

**TASK:** Conduct Air Attacks (5-OPFOR-0002)

**CONDITION:** The opposing forces (OPFOR) element in the rear area has forwarded the positions of the enemy support sites or the locations of moving elements. The OPFOR aircraft have been dispatched to attack enemy installations or convoys.

**STANDARD:** The OPFOR element attempts to delay, disrupt, or damage the enemy targets by air. 1. Locates the target (support sites or convoys). 2. Makes attack runs on the designated targets. 3. Inflicts heavy damage to the selected target. 4. Sustains no loss of aircraft. 5. Delays moving the force for more than one hour.

**TASK:** Conduct Sniper Operations (5-OPFOR-0006)

**CONDITION:** The opposing forces (OPFOR) element has assigned snipers (regular or irregular elements) in the enemy's rear area along the main supply route (MSR) and near support sites.

**STANDARD:** The OPFOR element kills or wounds targets. 1. Sets up a well-concealed location. 2. Engages vehicle drivers or personnel on foot with short bursts of semiautomatic fire. 3. Kills or wounds selected targets. 4. Prevents the position from being discovered by enemy forces. 5. Evacuates the area without being spotted. 6. Reports all specified priority intelligence requirements (PIR) and other intelligence requirements to the OPFOR headquarters (HQ).

**ELEMENTS:** Team Headquarters  
Heavy Diving Section

**TASK:** Perform Surface-Supplied Diving Operations (05-5-0956)  
(FM 20-11) (AR 611-75) (FM 5-490)

**ITERATION:** 1 2 3 4 5 (Circle)

**COMMANDER/LEADER ASSESSMENT:** T P U (Circle)

**CONDITIONS:** Given an operation order (OPORD), a dive team, a secured location, and a diving station. This task should not be trained in MOPP4.

**TASK STANDARDS:** The team performs surface-supplied dive operations with no injuries to personnel.

TASK STEPS AND PERFORMANCE MEASURES	GO	NO-GO
* 1. The team leader ensures that pre-dive and pre-mission maintenance is performed.  2. The dive supervisor directs the dive operation. a. Assigned personnel to positions. b. Briefed personnel on their assigned positions. c. Used applicable checklists to inspect divers. d. Deployed divers. e. Supervised all surface personnel during the dive operation. f. Recovered divers.  * 3. The dive team performs the dive operation. a. Performed assigned duties. b. Disassembled the equipment. c. Performed preventive-maintenance checks and services (PMCS) on the equipment. d. Stored the equipment properly.		

TASK PERFORMANCE / EVALUATION SUMMARY BLOCK							
ITERATION	1	2	3	4	5		TOTAL
TOTAL TASK STEPS EVALUATED							
TOTAL TASK STEPS "GO"							
TRAINING STATUS "GO"/"NO-GO"							

"\*" indicates a leader task step.

**SUPPORTING INDIVIDUAL TASKS: NONE**

**SUPPORTING COLLECTIVE TASKS**

<b>Task Number</b>	<b>Task Title</b>	<b>References</b>
05-4-1005	Perform Preventive-Maintenance Checks and Services (PMCS)	ARTEP 5-463-10-MTP ARTEP 5-473-35-MTP

**OPFOR TASKS AND STANDARDS: NONE**

**ELEMENTS:** Team Headquarters  
Heavy Diving Section

**TASK:** Perform Recompression Chamber Operations (05-5-0957)  
(FM 20-11) (AR 611-75) (FM 5-170)  
(FM 5-490)

**ITERATION:** 1 2 3 4 5 (Circle)

**COMMANDER/LEADER ASSESSMENT:** T P U (Circle)

**CONDITIONS:** Given a patient with a medical condition requiring recompression therapy. Trained chamber operators and a dive medic are available. This task should not be trained in MOPP4.

**TASK STANDARDS:** The patient is treated with recompression therapy without causing further injury. Treatment is continued until the patient no longer requires recompression therapy.

TASK STEPS AND PERFORMANCE MEASURES	GO	NO-GO
<ul style="list-style-type: none"> <li>* 1. The diving supervisor directs treatment procedures.                             <ul style="list-style-type: none"> <li>a. Evaluated the patient to determine the diagnosis of one or more of the following:                                     <ul style="list-style-type: none"> <li>(1) Pulmonary overinflation syndrome.</li> <li>(2) Decompression sickness.</li> <li>(3) Omitted decompression.</li> <li>(4) Symptoms during decompression or surface decompression.</li> <li>(5) Carbon monoxide poisoning.</li> <li>(6) Hyperbaric oxygen therapy requirements.</li> </ul> </li> <li>b. Determined the applicable treatment protocol.</li> <li>c. Supervised the team during the treatment protocol.</li> <li>d. Ensured that the team adhered to the procedures of the selected treatment protocol.</li> </ul> </li> <li>2. The treatment team provides recompression treatment as required.                             <ul style="list-style-type: none"> <li>a. Performed first aid, as required.</li> <li>b. Manned assigned treatment/diving stations.</li> <li>c. Performed assigned tasks in their positions on the dive stations.</li> </ul> </li> <li>* 3. The diving supervisor monitors the patient during treatment.                             <ul style="list-style-type: none"> <li>a. Coordinated with the diving medical officer/medical authority for ancillary care or deviations from normal treatment (pneumothorax).</li> <li>b. Aborted procedures for deceased patients.</li> </ul> </li> <li>4. Medical personnel administer ancillary care.</li> <li>* 5. The diving supervisor directs posttreatment procedures.                             <ul style="list-style-type: none"> <li>a. Determined the applicable posttreatment procedures and provided instruction on the following:                                     <ul style="list-style-type: none"> <li>(1) Posttreatment vicinity rules.</li> <li>(2) Residual symptoms.</li> <li>(3) Flying after treatment.</li> <li>(4) Referral to medical facility.</li> </ul> </li> <li>b. Referred divers to the medical officer/medical authority before they resume dive duties.</li> <li>c. Ensured that the chamber facility was ready for additional treatments.</li> </ul> </li> <li>6. The chamber team readies the chamber for additional treatments.</li> </ul>		

TASK STEPS AND PERFORMANCE MEASURES	GO	NO-GO
* 7. The dive supervisor completes and submits an incident/accident report. <ul style="list-style-type: none"> <li>a. Verified the completion of treatment and diving logs.</li> <li>b. Completed Department of the Army (DA) Form 285.</li> <li>c. Reported the incident/accident to higher headquarters (HQ) according to the unit standing operating procedure (SOP).</li> </ul>		

TASK PERFORMANCE / EVALUATION SUMMARY BLOCK							
ITERATION	1	2	3	4	5		TOTAL
TOTAL TASK STEPS EVALUATED							
TOTAL TASK STEPS "GO"							
TRAINING STATUS "GO"/"NO-GO"							

"\*" indicates a leader task step.

**SUPPORTING INDIVIDUAL TASKS: NONE**

**SUPPORTING COLLECTIVE TASKS: NONE**

**OPFOR TASKS AND STANDARDS: NONE**



**ELEMENTS:** Team Headquarters  
Heavy Diving Section

**TASK:** Perform Self-Contained Underwater Breathing Apparatus (Scuba) Operations (05-5-0958)  
(FM 20-11) (AR 611-75) (FM 5-490)

**ITERATION:** 1 2 3 4 5 (Circle)

**COMMANDER/LEADER ASSESSMENT:** T P U (Circle)

**CONDITIONS:** Given an operation order (OPORD) with a requirement to perform scuba operations. The area of operation (AO) is secured, and an established diving station is present. The team has surface vessels. This task should not be trained in MOPP4.

**TASK STANDARDS:** The team performs scuba operations with no injuries to personnel.

TASK STEPS AND PERFORMANCE MEASURES	GO	NO-GO
* 1. The team leader supervises the scuba operation. a. Examined the OPORD. b. Prepared the inspection plan. c. Ensured that pre-dive and pre-mission maintenance was performed.  * 2. Dive supervisors direct the divers in the scuba operation. a. Assigned positions to personnel. b. Briefed personnel on their assigned positions. c. Inspected divers according to the dive checklist. d. Deployed divers. e. Supervised all surface personnel during the dive. f. Recovered divers.  3. The dive team performs the scuba operation. a. Performed all assigned duties according to the dive supervisors' instructions. b. Disassembled the equipment. c. Performed preventive-maintenance checks and services (PMCS) on the equipment. d. Stored the equipment properly.		

TASK PERFORMANCE / EVALUATION SUMMARY BLOCK							
ITERATION	1	2	3	4	5		TOTAL
TOTAL TASK STEPS EVALUATED							
TOTAL TASK STEPS "GO"							
TRAINING STATUS "GO"/"NO-GO"							

"\*" indicates a leader task step.

**SUPPORTING INDIVIDUAL TASKS: NONE**

ARTEP 5-530-10-MTP

**SUPPORTING COLLECTIVE TASKS: NONE**

**OPFOR TASKS AND STANDARDS: NONE**

**ELEMENTS:** Team Headquarters  
Heavy Diving Section

**TASK:** Perform Ships Husbandry (05-5-0959)  
(FM 20-11) (AR 611-75)

**ITERATION:** 1 2 3 4 5 (Circle)

**COMMANDER/LEADER ASSESSMENT:** T P U (Circle)

**CONDITIONS:** Given a watercraft and an operation order (OPORD) with a requirement to inspect, repair, and maintain the vessel. The area of operation (AO) is secured, and an established diving station is present. The team has sufficient repair parts and tools. Surface vessels (such as a crane, boats, and barges) and engineer logs are available. This task should not be trained in MOPP4.

**TASK STANDARDS:** The team inspects, repairs, and maintains the vessel to extend its life and avoid the need for major repairs.

TASK STEPS AND PERFORMANCE MEASURES	GO	NO-GO
<ul style="list-style-type: none"> <li>* 1. The team leader prepares for the mission.                             <ul style="list-style-type: none"> <li>a. Examined the OPORD.</li> <li>b. Prepared an inspection plan.</li> <li>c. Conferred with the ship's engineer to determine the criteria for the inspection.</li> <li>d. Reviewed past inspection logs, as-built drawings, and engineer logs.</li> </ul> </li> <li>2. The team inspects the vessel.                             <ul style="list-style-type: none"> <li>a. Inspected the vessel's structure.</li> <li>b. Reported the structure's condition.</li> </ul> </li> <li>* 3. The team leader reviews the inspection data.                             <ul style="list-style-type: none"> <li>a. Planned the repairs to be made.</li> <li>b. Briefed the team on the vessel's substructure repairs.</li> </ul> </li> <li>* 4. The team leader prepares the report and makes recommendations to the vessel master or the engineer.</li> <li>5. The team performs repairs and/or maintenance.                             <ul style="list-style-type: none"> <li>a. Patched holes, ruptures, openings, and rips in the vessel's hull.</li> <li>b. Unfouled screws (propellers) and/or rudders.</li> <li>c. Cleaned the hull, suction, the discharge, and sea chests.</li> <li>d. Replaced zincs or sacrificial anodes.</li> <li>e. Replaced screws and shafts.</li> <li>f. Reported actions to the team supervisor.</li> </ul> </li> <li>* 6. The team leader accurately records all pertinent data and forwards reports to the vessel master or the engineer according to the unit standing operating procedure (SOP) and, as required, to the appropriate authority with any recommendations.</li> </ul>		

TASK PERFORMANCE / EVALUATION SUMMARY BLOCK							
ITERATION	1	2	3	4	5		TOTAL
TOTAL TASK STEPS EVALUATED							
TOTAL TASK STEPS "GO"							
TRAINING STATUS "GO"/"NO-GO"							

"\*" indicates a leader task step.

**SUPPORTING INDIVIDUAL TASKS**

Task Number	Task Title	References
071-328-5301	Inspect Personnel/Equipment	STP 21-24-SMCT

**SUPPORTING COLLECTIVE TASKS**

Task Number	Task Title	References
05-2-7008	Prepare an Operation Order (OPORD) (Company/Platoon)	ARTEP 5-026-34-MTP ARTEP 5-027-10-MTP ARTEP 5-027-35-MTP ARTEP 5-053-11-MTP ARTEP 5-053-12-MTP ARTEP 5-053-35-MTP ARTEP 5-063-10-MTP ARTEP 5-063-11-MTP ARTEP 5-063-35-MTP ARTEP 5-113-11-MTP ARTEP 5-113-12-MTP ARTEP 5-113-35-MTP ARTEP 5-145-12-MTP ARTEP 5-145-32-MTP ARTEP 5-156-34-MTP ARTEP 5-157-10-MTP ARTEP 5-157-35-MTP ARTEP 5-216-34-MTP ARTEP 5-217-10-MTP ARTEP 5-217-35-MTP ARTEP 5-335-60-MTP ARTEP 5-335-65-MTP ARTEP 5-335-70-MTP ARTEP 5-336-34-MTP ARTEP 5-337-10-MTP ARTEP 5-337-35-MTP ARTEP 5-413-35-MTP ARTEP 5-416-14-MTP ARTEP 5-416-34-MTP ARTEP 5-417-13-MTP ARTEP 5-423-11-MTP ARTEP 5-423-35-MTP ARTEP 5-424-35-MTP ARTEP 5-426-34-MTP

**SUPPORTING COLLECTIVE TASKS**

Task Number	Task Title	References
		ARTEP 5-427-10-MTP
		ARTEP 5-427-35-MTP
		ARTEP 5-434-35-MTP
		ARTEP 5-436-35-MTP
		ARTEP 5-436-37-MTP
		ARTEP 5-437-10-MTP
		ARTEP 5-437-11-MTP
		ARTEP 5-437-36-MTP
		ARTEP 5-437-38-MTP
		ARTEP 5-443-10-MTP
		ARTEP 5-443-12-MTP
		ARTEP 5-443-14-MTP
		ARTEP 5-446-34-MTP
		ARTEP 5-446-36-MTP
		ARTEP 5-447-10-MTP
		ARTEP 5-447-11-MTP
		ARTEP 5-447-35-MTP
		ARTEP 5-447-37-MTP
		ARTEP 5-463-10-MTP
		ARTEP 5-463-12-MTP
		ARTEP 5-463-15-MTP
		ARTEP 5-463-17-MTP
		ARTEP 5-463-35-MTP
		ARTEP 5-463-36-MTP
		ARTEP 5-473-35-MTP
		ARTEP 5-493-38-MTP
		ARTEP 5-500-66-MTP
		ARTEP 5-520-10-MTP
		ARTEP 5-520-12-MTP
		ARTEP 5-520-14-MTP
		ARTEP 5-530-14-MTP
		ARTEP 5-530-16-MTP
		ARTEP 5-540-14-MTP
		ARTEP 5-603-35-MTP
		ARTEP 5-606-34-MTP
		ARTEP 5-607-35-MTP
		ARTEP 5-608-35-MTP
		ARTEP 5-616-34-MTP
		ARTEP 5-617-10-MTP
		ARTEP 5-617-11-MTP
		ARTEP 5-617-35-MTP

**OPFOR TASKS AND STANDARDS**

**TASK:** Surrender to the Capturing Unit on the Battlefield (5-OPFOR-0024)

**CONDITION:** The enemy has captured the opposing forces (OPFOR) element's soldiers, documents, and equipment sensitive to the OPFOR tactical operations.

**STANDARD:** The OPFOR soldiers retain or destroy documents and equipment. The OPFOR element surrenders documents and equipment of no tactical use to the enemy and attempts to conceal or destroy items of tactical value. The OPFOR element attempts escape and evasion. 1. Prevents the successful capture of documents and equipment. 2. Destroys documents and equipment. 3. Removes identifying markings from equipment. 4. Removes unit-identifying insignia. 5. Provides misleading information. 6. Plans an escape. 7. Delays movement to the nearest collection point. 8. Prevents safeguarding of enemy prisoners of war (EPWs) in order to cause embarrassment to the United States (US).

**TASK:** Conduct a Raid (5-OPFOR-0004)

**CONDITION:** The opposing forces (OPFOR) element has occupied an objective rally point and has orders to conduct a raid on a combat service support (CSS) base.

**STANDARD:** The OPFOR element infiltrates the enemy's base and destroys all of the targets. 1. Surprises the enemy forces. 2. Assaults the support base and accomplishes the assigned tasks. 3. Destroys the specified equipment and supplies. 4. Avoids being decisively engaged. 5. Withdraws all personnel from the objective areas within the time prescribed. 6. Obtains all priority intelligence requirements (PIR) from the raid site. 7. Sustains only light casualties from enemy fire.

**TASK:** Conduct an Aerial Reconnaissance (5-OPFOR-0010)

**CONDITION:** The opposing forces (OPFOR) headquarters (HQ) element requires intelligence on the locations and identification of enemy elements. An aircraft is dispatched to take photographs and make a visual inspection of the enemy rear area.

**STANDARD:** The OPFOR element gathers photograph intelligence of the enemy. 1. Photographs the assigned sectors. 2. Makes quick visual checks where the ceiling is low. 3. Locates enemy positions in the area, particularly support and storage bases, and command and control (C2) facilities. 4. Sustains no loss of aircraft. 5. Reports priority intelligence requirements (PIR) and other information requirements to the OPFOR HQ.

**TASK:** Defeat Obstacles (5-OPFOR-0009)

**CONDITION:** The opposing forces (OPFOR) element encounters an obstacle that blocks the avenue of approach as it advances upon the enemy forces.

**STANDARD:** The OPFOR element bypasses or breaches the enemy obstacle. 1. Detects the obstacle before halting its main body. 2. Defeats the obstacle. a. Bypasses the obstacle without entering the engagement areas. b. Breaches the obstacle within 45 minutes and passes its entire force through the obstacle. 3. Does not incur degradation to the point that the mission must be discontinued.

**TASK:** Conduct an Attack (5-OPFOR-0008)

**CONDITION:** The enemy is conducting tactical operations. The opposing forces (OPFOR) element receives orders to attack the enemy, the area of occupation, or the main supply route (MSR) with smoke.

**STANDARD:** The OPFOR element disrupts the enemy's movement and smoke operations. 1. Determines the delivery method of the smoke attack. 2. Locates the target. 3. Delivers the smoke attack downwind. 4. Attacks the enemy with smoke, and surge attacks when the enemy responds to the smoke.

**TASK:** Disrupt Construction of Vehicle Fighting Positions (5-OPFOR-0020)

**CONDITION:** The opposing forces (OPFOR) element has located the enemy. The priority intelligence requirements (PIR) and other intelligence obtained by OPFOR patrols indicate the enemy is constructing vehicle fighting positions within its defensive area. The OPFOR element has automatic and antiarmor weapons and light mortars.

**STANDARD:** The OPFOR element attempts to disrupt the enemy's efforts to establish vehicle fighting positions. 1. Locates the defensive area. 2. Surprises the main body. 3. Penetrates the defensive area with squad-size probes. 4. Inflicts casualties on the unit. 5. Destroys vehicles. 6. Disrupts the unit's preparations (prevents or delays beyond the unit's allotted time).

**TASK:** Disrupt an Engineer Reconnaissance (5-OPFOR-0022)

**CONDITION:** The enemy is conducting an engineer reconnaissance. The opposing forces (OPFOR) element is positioned along the enemy's route.

**STANDARD:** The OPFOR element disrupts an engineer reconnaissance. 1. Prevents the unit from meeting its specified time schedule. 2. Forces the unit to deviate from its specified route. 3. Prevents the unit from accomplishing its assigned engineer reconnaissance. 4. Surprises the unit conducting the reconnaissance.

**TASK:** Conduct an Ambush (5-OPFOR-0007)

**CONDITION:** The enemy is moving in a convoy. The opposing forces (OPFOR) element is positioned along the enemy's route.

**STANDARD:** The OPFOR element inflicts casualties on the enemy and causes vehicle and equipment damage. 1. Prepares an ambush site before the element arrives. 2. Surprises march element forces. 3. Inflicts heavy casualties within the designated kill zone. 4. Inflicts heavy damage to vehicles and equipment within the designated kill zone. 5. Delays the march element from reaching a specified destination for a specified period of time. 6. Withdraws on order. 7. Sustains no casualties. 8. Reports actions to superiors.

**TASK:** Conduct Terrorist and Saboteur Attacks (5-OPFOR-0005)

**CONDITION:** The opposing forces (OPFOR) element dispatches small teams into the enemy's rear area to disrupt combat service support (CSS) operations.

**STANDARD:** The enemy sustains disrupted command and control (C2), destroyed equipment and supplies, and light casualties. 1. Locates rear support bases and C2 facilities. 2. Delays and disrupts CSS operations through probes. 3. Infiltrates CSS bases to conduct sabotage and terrorist activities. 4. Inflicts light casualties. 5. Destroys supplies and equipment.

**TASK:** Defend a Minefield (5-OPFOR-0023)

**CONDITION:** The enemy is conducting a minefield sweeping operation. The opposing forces (OPFOR) element has a minefield placed in the enemy's path. The minefield is under constant observation and fire.

**STANDARD:** The OPFOR element defends a minefield against an enemy element conducting a minefield sweeping operation. 1. Prevents the unit from detecting the obstacle. 2. Disrupts the minefield sweeping operation. 3. Prevents the unit from conducting the minefield sweeping operation, prevents the unit from moving all personnel through the breach or delays the completion of the minefield sweeping operation for more than 45 minutes.

**TASK:** Maintain Contact (5-OPFOR-0003)

**CONDITION:** The opposing forces (OPFOR) element is engaged with enemy base defense forces. The enemy forces are withdrawing under pressure.

**STANDARD:** The OPFOR element maintains enemy contact while the enemy withdraws. 1. Engages the enemy forces decisively. 2. Advances the OPFOR as the enemy forces withdraw. 3. Inflicts heavy casualties. 4. Captures the members of the enemy force. 5. Captures documents and equipment. 6. Safeguards captured documents, equipment, and personnel.

**TASK:** Disrupt a Net Control Station (NCS) (5-OPFOR-0019)

**CONDITION:** The enemy has established a NCS. The opposing forces (OPFOR) element has radio and jamming equipment.

**STANDARD:** The OPFOR element attempts to disrupt an NCS. 1. Attempts to locate the radio frequency that the unit is operating on. 2. Attempts to enter the radio net. 3. Attempts to issue "bogus" orders to a unit on the net. 4. Jams the radio frequency and forces the unit to go to an alternate frequency.

**TASK:** Disrupt Defensive Preparations (5-OPFOR-0018)

**CONDITION:** The opposing forces (OPFOR) element has located the enemy. Priority intelligence requirements (PIR) and other intelligence requirements obtained by OPFOR patrols indicate that the enemy elements are establishing defensive positions. The OPFOR element has automatic and antiarmor weapons and light mortars.

**STANDARD:** The OPFOR element disrupts and delays the enemy's defensive preparations. 1. Locates and penetrates the enemy's security system. 2. Forces the enemy to delay defensive preparations. 3. Disrupts the enemy's obstacle preparations.

**TASK:** Disrupt Enemy Movement and Operations Using Tactical Nuclear Weapons (5-OPFOR-0016)

**CONDITION:** The opposing forces (OPFOR) element has located the enemy. Priority intelligence requirements (PIR) and other intelligence requirements have been obtained by OPFOR patrols. Tactical nuclear weapons are employed against key locations in the rear area.

**STANDARD:** The OPFOR element disrupts enemy movement and operations. 1. Disrupts or delays the movement of the enemy's equipment and supplies to the forward areas. 2. Destroys enemy equipment and supplies. 3. Inflicts a high rate of nuclear casualties among the enemy forces. 4. Denies the enemy the use of specified areas. 5. Contaminates the enemy's equipment and supplies.

**TASK:** Disrupt Quartering Party Operations (5-OPFOR-0017)

**CONDITION:** The enemy is conducting quartering party operations. It has established an assembly area (AA) but has not moved in the main body.

**STANDARD:** The opposing forces (OPFOR) element attempts to disrupt quartering party operations and infiltrate the enemy's AA. 1. Locates the quartering party and the AA. 2. Surprises the main body. 3. Penetrates the AA with squad-size probes. 4. Inflicts personnel casualties and vehicle damage. 5. Disrupts the unit's preparations (prevents or delays beyond the unit's allotted time).

**TASK:** Disrupt Enemy Movement and Operations Using Persistent and Nonpersistent Chemical Weapons (5-OPFOR-0015)



**CONDITION:** The opposing forces (OPFOR) element has located the enemy. Priority intelligence requirements (PIR) and other intelligence requirements have been obtained by OPFOR patrols. The OPFOR units deliver chemical agents, by means of conventional artillery weapons or aircraft, along selected supply routes and key bases in the rear area.

**STANDARD:** The OPFOR element disrupts enemy movement and operations using persistent and nonpersistent chemical weapons. 1. Delivers chemical agents in low and densely wooded areas. 2. Delays the movement of enemy supplies and equipment to the forward areas. 3. Restricts the movement of the enemy units in the rear area. 4. Channels the movement of enemy units into predesignated ambush areas. 5. Contaminates enemy supplies and equipment. 6. Inflicts a high rate of casualties on enemy forces.

**TASK:** Disrupt Movement (5-OPFOR-0014)

**CONDITION:** The enemy is expected to move through the opposing forces (OPFOR) element's area of operations. The OPFOR element has received an operation order (OPORD) or fragmentary order (FRAGO) to disrupt enemy movement. The enemy has the capability to defend with direct fire and antiarmor weapons.

**STANDARD:** The OPFOR element delays enemy movement. 1. Delays the element. 2. Forces the element to deviate from its route. 3. Prevents the element from reaching its destination. 4. Surprises the element's main body.

**TASK:** Counter Passage of Lines (5-OPFOR-0012)

**CONDITION:** Enemy forces are in defensive positions, but they are expected to attempt passage-of-lines operations. The opposing forces (OPFOR) received orders to disrupt enemy passage-of-lines operations.

**STANDARD:** The OPFOR element delays or prevents enemy passage of lines. 1. Delays the passage. 2. Prevents the company from moving all personnel through the stationary unit. 3. Engages the main body of either the moving or the stationary unit.

**TASK:** Disrupt Assembly Area (AA) Activities (5-OPFOR-0013)

**CONDITION:** Intelligence reports indicate that platoon- and company-size enemy units are operating in the opposing forces (OPFOR) area of operations. Enemy units can defend from AAs with direct fire, antiarmor weapons, and indirect fire. The enemy has close air support (CAS) and nuclear, biological, and chemical (NBC) capabilities.

**STANDARD:** The OPFOR element locates and disrupts the enemy's AA activities. 1. Locates the element's AA. 2. Probes the AA with squad- or team-size elements. 3. Inflicts more than 5 percent casualties on the element. 4. Disrupts the element's preparations (prevents or delays beyond the element's allotted time).

**TASK:** Attack (5-OPFOR-0001)

**CONDITION:** The opposing forces (OPFOR) element has located the enemy. The priority intelligence requirements (PIR) and other intelligence requirements have been obtained by OPFOR patrols. The OPFOR element has automatic and antiarmor weapons and light mortars.

**STANDARD:** The OPFOR element attempts to seize the terrain, vehicles, or equipment. 1. Develops an attack plan. 2. Surprises the enemy unit's main body. 3. Initiates the attack using a scheme of maneuver that exploits the enemy's flanks, gaps, and weaknesses. 4. Uses covered and concealed routes to approach the enemy forces' flanks, gaps, or weakly held areas. 5. Employs indirect fire to support the attack. 6. Penetrates enemy defenses. 7. Destroys equipment and supplies. 8. Inflicts heavy casualties. 9. Isolates the combat service support (CSS) base by blocking reinforcements. 10. Forces enemy units to displace. 11. Avoids being fixed in one position. 12. Withdraws before the CSS base is reinforced with tactical combat forces.

**TASK:** Conduct Air Attacks (5-OPFOR-0002)

**CONDITION:** The opposing forces (OPFOR) element in the rear area has forwarded the positions of the enemy support sites or the locations of moving elements. The OPFOR aircraft have been dispatched to attack enemy installations or convoys.

**STANDARD:** The OPFOR element attempts to delay, disrupt, or damage the enemy targets by air. 1. Locates the target (support sites or convoys). 2. Makes attack runs on the designated targets. 3. Inflicts heavy damage to the selected target. 4. Sustains no loss of aircraft. 5. Delays moving the force for more than one hour.

**TASK:** Conduct Sniper Operations (5-OPFOR-0006)

**CONDITION:** The opposing forces (OPFOR) element has assigned snipers (regular or irregular elements) in the enemy's rear area along the main supply route (MSR) and near support sites.

**STANDARD:** The OPFOR element kills or wounds targets. 1. Sets up a well-concealed location. 2. Engages vehicle drivers or personnel on foot with short bursts of semiautomatic fire. 3. Kills or wounds selected targets. 4. Prevents the position from being discovered by enemy forces. 5. Evacuates the area without being spotted. 6. Reports all specified priority intelligence requirements (PIR) and other intelligence requirements to the OPFOR headquarters (HQ).

**TASK:** Disrupt a Route Reconnaissance (5-OPFOR-0021)

**CONDITION:** The enemy is conducting a route reconnaissance. The opposing forces (OPFOR) element is positioned along the enemy's route.

**STANDARD:** The OPFOR element attempts to disrupt a squad/section conducting a route reconnaissance. 1. Prevents the unit from meeting its specified time schedule. 2. Forces the unit to deviate from its specified route. 3. Prevents the unit from reaching its assigned destination. 4. Surprises the squad/section. 5. Inflicts casualties on the unit.

**ELEMENTS:** Team Headquarters  
Heavy Diving Section

**TASK:** Clear Underwater Obstacles (05-5-0964)  
(FM 20-11) (FM 20-32) (FM 3-34.2)  
(FM 5-250)

**ITERATION:** 1 2 3 4 5 (Circle)

**COMMANDER/LEADER ASSESSMENT:** T P U (Circle)

**CONDITIONS:** Given an operation order (OPORD) with a requirement to clear underwater obstacles. The area of operation (AO) is secured, and an established diving station is present. This task should not be trained in MOPP4.

**TASK STANDARDS:** The team clears all obstacles to meet the mission requirements given in the OPORD without causing injury to personnel or damage to equipment.

TASK STEPS AND PERFORMANCE MEASURES	GO	NO-GO
* 1. The team leader prepares for the mission. a. Examined the OPORD. b. Prepared the inspection plan. c. Reviewed past inspection logs, as-built drawings, and engineer logs.  2. The team inspects the obstacle and reports its condition.  * 3. The team leader supervises the operation. a. Prepared an obstacle reduction plan. b. Directed the team on the obstacle reduction.  4. The team reduces the obstacle using explosives or nonexplosive methods.  * 5. The team leader accurately records all pertinent data and forwards the report of clearance to the appropriate authority according to unit standing operating procedure (SOP).		

TASK PERFORMANCE / EVALUATION SUMMARY BLOCK							
ITERATION	1	2	3	4	5		TOTAL
TOTAL TASK STEPS EVALUATED							
TOTAL TASK STEPS "GO"							
TRAINING STATUS "GO"/"NO-GO"							

"\*" indicates a leader task step.

**SUPPORTING INDIVIDUAL TASKS: NONE**

ARTEP 5-530-10-MTP

**SUPPORTING COLLECTIVE TASKS: NONE**

**OPFOR TASKS AND STANDARDS: NONE**

**ELEMENTS:** Team Headquarters  
Heavy Diving Section

**TASK:** Install Mooring System (05-5-0965)  
(FM 20-11) (FM 5-480) (FM 5-490)  
(NAVFAC P-990) (NAVFAC P-991)

**ITERATION:** 1 2 3 4 5 (Circle)

**COMMANDER/LEADER ASSESSMENT:** T P U (Circle)

**CONDITIONS:** The team is given an operation order (OPORD) and a secured area of operation (AO). Supporting assets are available. Surface support vessels (such as, a crane, boats, barges); buoys; chains; hardware; and anchors are provided. This task should not be trained in MOPP4.

**TASK STANDARDS:** The team installs a mooring system to provide anchorage for a vessel to discharge and receive cargo while not becoming a maritime hazard or endangering the vessel.

TASK STEPS AND PERFORMANCE MEASURES	GO	NO-GO
<ul style="list-style-type: none"> <li>* 1. The team leader prepares the operations plan (OPLAN).                             <ul style="list-style-type: none"> <li>a. Ensured that the site had an acceptable water depth.</li> <li>b. Facilitated the positioning of the mooring system, ensuring that it was out of the ship channel.</li> <li>c. Checked charts for the mooring area.</li> <li>d. Reviewed tide tables.</li> <li>e. Determined the type of bottom.</li> <li>f. Reviewed past weather information.</li> <li>g. Checked information from local weather authorities (such as, the harbormaster, tug masters, or commercial fishermen), if available.</li> <li>h. Used long-range navigation (LORAN) and satellite navigation (SATNAV) systems to transmit and verify the location.</li> <li>i. Determined the type of vessel and the cargo to be loaded. Determined the time needed to load the vessel.</li> </ul> </li> <li>* 2. The team leader directs the team to assemble the mooring system.</li> <li>3. The team assembles the mooring system.                             <ul style="list-style-type: none"> <li>a. Fostooned or faked the chain by properly securing it (stopped off) for controlled running.</li> <li>b. Riggged the mooring system for deployment.</li> <li>c. Connected all hardware.</li> </ul> </li> <li>* 4. The team leader supervises the operation.                             <ul style="list-style-type: none"> <li>a. Coordinated the positioning of the vessel with the vessel master.</li> <li>b. Positioned the vessel as determined by LORAN, SATNAV, the Global Positioning System (GPS), transmits, or a compass.</li> <li>c. Ensured that the mooring system was ready for deployment by checking all connections, including the spring anchor to the ground ring.</li> <li>d. Directed the release of stops to allow free run of the chain.</li> </ul> </li> <li>5. The team allows the chain to run.</li> <li>* 6. The team leader ensures that the chain is stretched and directs the diving team to inspect the mooring system.</li> <li>7. The diving team inspects the mooring system.</li> </ul>		

TASK STEPS AND PERFORMANCE MEASURES	GO	NO-GO
a. Determined the position and lay of the anchor. b. Determined the position of the ground ring. c. Ensured that the chain was taut and not lying in piles. d. Inspected the integrity of the entire system. e. Reported the results to the team leader.  * 8. The team leader reports pertinent data to required authorities according to unit standing operating procedure (SOP).		

TASK PERFORMANCE / EVALUATION SUMMARY BLOCK							
ITERATION	1	2	3	4	5		TOTAL
TOTAL TASK STEPS EVALUATED							
TOTAL TASK STEPS "GO"							
TRAINING STATUS "GO"/"NO-GO"							

"\*\*" indicates a leader task step.

**SUPPORTING INDIVIDUAL TASKS: NONE**

**SUPPORTING COLLECTIVE TASKS**

Task Number	Task Title	References
05-2-1218	Conduct Report Procedures	ARTEP 5-026-34-MTP ARTEP 5-027-10-MTP ARTEP 5-053-11-MTP ARTEP 5-053-12-MTP ARTEP 5-053-35-MTP ARTEP 5-063-10-MTP ARTEP 5-063-11-MTP ARTEP 5-063-35-MTP ARTEP 5-113-11-MTP ARTEP 5-113-12-MTP ARTEP 5-113-35-MTP ARTEP 5-156-34-MTP ARTEP 5-157-10-MTP ARTEP 5-216-34-MTP ARTEP 5-217-10-MTP ARTEP 5-335-60-MTP ARTEP 5-335-65-MTP ARTEP 5-337-10-MTP ARTEP 5-337-35-MTP ARTEP 5-423-11-MTP ARTEP 5-424-35-MTP ARTEP 5-426-34-MTP ARTEP 5-427-10-MTP ARTEP 5-434-35-MTP ARTEP 5-435-67-MTP ARTEP 5-437-10-MTP

**SUPPORTING COLLECTIVE TASKS**

Task Number	Task Title	References
05-2-7008	Prepare an Operation Order (OPORD) (Company/Platoon)	ARTEP 5-437-11-MTP ARTEP 5-437-36-MTP ARTEP 5-437-38-MTP ARTEP 5-446-34-MTP ARTEP 5-446-36-MTP ARTEP 5-447-10-MTP ARTEP 5-447-11-MTP ARTEP 5-463-10-MTP ARTEP 5-463-12-MTP ARTEP 5-463-15-MTP ARTEP 5-463-17-MTP ARTEP 5-473-35-MTP ARTEP 5-603-35-MTP ARTEP 5-605-66-MTP ARTEP 5-026-34-MTP
		ARTEP 5-027-10-MTP ARTEP 5-027-35-MTP ARTEP 5-053-11-MTP ARTEP 5-053-12-MTP ARTEP 5-053-35-MTP ARTEP 5-063-10-MTP ARTEP 5-063-11-MTP ARTEP 5-063-35-MTP ARTEP 5-113-11-MTP ARTEP 5-113-12-MTP ARTEP 5-113-35-MTP ARTEP 5-145-12-MTP ARTEP 5-145-32-MTP ARTEP 5-156-34-MTP ARTEP 5-157-10-MTP ARTEP 5-157-35-MTP ARTEP 5-216-34-MTP ARTEP 5-217-10-MTP ARTEP 5-217-35-MTP ARTEP 5-335-60-MTP ARTEP 5-335-65-MTP ARTEP 5-335-70-MTP ARTEP 5-336-34-MTP ARTEP 5-337-10-MTP ARTEP 5-337-35-MTP ARTEP 5-413-35-MTP ARTEP 5-416-14-MTP ARTEP 5-416-34-MTP ARTEP 5-417-13-MTP ARTEP 5-423-11-MTP ARTEP 5-423-35-MTP ARTEP 5-424-35-MTP ARTEP 5-426-34-MTP ARTEP 5-427-10-MTP ARTEP 5-427-35-MTP ARTEP 5-434-35-MTP ARTEP 5-436-35-MTP

**SUPPORTING COLLECTIVE TASKS**

Task Number	Task Title	References
		ARTEP 5-436-37-MTP
		ARTEP 5-437-10-MTP
		ARTEP 5-437-11-MTP
		ARTEP 5-437-36-MTP
		ARTEP 5-437-38-MTP
		ARTEP 5-443-10-MTP
		ARTEP 5-443-12-MTP
		ARTEP 5-443-14-MTP
		ARTEP 5-446-34-MTP
		ARTEP 5-446-36-MTP
		ARTEP 5-447-10-MTP
		ARTEP 5-447-11-MTP
		ARTEP 5-447-35-MTP
		ARTEP 5-447-37-MTP
		ARTEP 5-463-10-MTP
		ARTEP 5-463-12-MTP
		ARTEP 5-463-15-MTP
		ARTEP 5-463-17-MTP
		ARTEP 5-463-35-MTP
		ARTEP 5-463-36-MTP
		ARTEP 5-473-35-MTP
		ARTEP 5-493-38-MTP
		ARTEP 5-500-66-MTP
		ARTEP 5-520-10-MTP
		ARTEP 5-520-12-MTP
		ARTEP 5-520-14-MTP
		ARTEP 5-530-14-MTP
		ARTEP 5-530-16-MTP
		ARTEP 5-540-14-MTP
		ARTEP 5-603-35-MTP
		ARTEP 5-606-34-MTP
		ARTEP 5-607-35-MTP
		ARTEP 5-608-35-MTP
		ARTEP 5-616-34-MTP
		ARTEP 5-617-10-MTP
		ARTEP 5-617-11-MTP
		ARTEP 5-617-35-MTP

**OPFOR TASKS AND STANDARDS**

**TASK:** Surrender to the Capturing Unit on the Battlefield (5-OPFOR-0024)

**CONDITION:** The enemy has captured the opposing forces (OPFOR) element's soldiers, documents, and equipment sensitive to the OPFOR tactical operations.

**STANDARD:** The OPFOR soldiers retain or destroy documents and equipment. The OPFOR element surrenders documents and equipment of no tactical use to the enemy and attempts to conceal or destroy items of tactical value. The OPFOR element attempts escape and evasion. 1. Prevents the successful capture of documents and equipment. 2. Destroys documents and equipment. 3. Removes identifying markings from equipment. 4. Removes unit-identifying insignia. 5. Provides misleading information. 6. Plans an escape. 7. Delays movement to the nearest collection point. 8. Prevents safeguarding of enemy prisoners of war (EPWs) in order to cause embarrassment to the United States (US).



**TASK:** Conduct a Raid (5-OPFOR-0004)

**CONDITION:** The opposing forces (OPFOR) element has occupied an objective rally point and has orders to conduct a raid on a combat service support (CSS) base.

**STANDARD:** The OPFOR element infiltrates the enemy's base and destroys all of the targets. 1. Surprises the enemy forces. 2. Assaults the support base and accomplishes the assigned tasks. 3. Destroys the specified equipment and supplies. 4. Avoids being decisively engaged. 5. Withdraws all personnel from the objective areas within the time prescribed. 6. Obtains all priority intelligence requirements (PIR) from the raid site. 7. Sustains only light casualties from enemy fire.

**TASK:** Conduct an Aerial Reconnaissance (5-OPFOR-0010)

**CONDITION:** The opposing forces (OPFOR) headquarters (HQ) element requires intelligence on the locations and identification of enemy elements. An aircraft is dispatched to take photographs and make a visual inspection of the enemy rear area.

**STANDARD:** The OPFOR element gathers photograph intelligence of the enemy. 1. Photographs the assigned sectors. 2. Makes quick visual checks where the ceiling is low. 3. Locates enemy positions in the area, particularly support and storage bases, and command and control (C2) facilities. 4. Sustains no loss of aircraft. 5. Reports priority intelligence requirements (PIR) and other information requirements to the OPFOR HQ.

**TASK:** Defeat Obstacles (5-OPFOR-0009)

**CONDITION:** The opposing forces (OPFOR) element encounters an obstacle that blocks the avenue of approach as it advances upon the enemy forces.

**STANDARD:** The OPFOR element bypasses or breaches the enemy obstacle. 1. Detects the obstacle before halting its main body. 2. Defeats the obstacle. a. Bypasses the obstacle without entering the engagement areas. b. Breaches the obstacle within 45 minutes and passes its entire force through the obstacle. 3. Does not incur degradation to the point that the mission must be discontinued.

**TASK:** Conduct an Attack (5-OPFOR-0008)

**CONDITION:** The enemy is conducting tactical operations. The opposing forces (OPFOR) element receives orders to attack the enemy, the area of occupation, or the main supply route (MSR) with smoke.

**STANDARD:** The OPFOR element disrupts the enemy's movement and smoke operations. 1. Determines the delivery method of the smoke attack. 2. Locates the target. 3. Delivers the smoke attack downwind. 4. Attacks the enemy with smoke, and surge attacks when the enemy responds to the smoke.

**TASK:** Disrupt Construction of Vehicle Fighting Positions (5-OPFOR-0020)

**CONDITION:** The opposing forces (OPFOR) element has located the enemy. The priority intelligence requirements (PIR) and other intelligence obtained by OPFOR patrols indicate the enemy is constructing vehicle fighting positions within its defensive area. The OPFOR element has automatic and antiarmor weapons and light mortars.

**STANDARD:** The OPFOR element attempts to disrupt the enemy's efforts to establish vehicle fighting positions. 1. Locates the defensive area. 2. Surprises the main body. 3. Penetrates the defensive area with squad-size probes. 4. Inflicts casualties on the unit. 5. Destroys vehicles. 6. Disrupts the unit's preparations (prevents or delays beyond the unit's allotted time).

**TASK:** Disrupt an Engineer Reconnaissance (5-OPFOR-0022)

**CONDITION:** The enemy is conducting an engineer reconnaissance. The opposing forces (OPFOR) element is positioned along the enemy's route.

**STANDARD:** The OPFOR element disrupts an engineer reconnaissance. 1. Prevents the unit from meeting its specified time schedule. 2. Forces the unit to deviate from its specified route. 3. Prevents the unit from accomplishing its assigned engineer reconnaissance. 4. Surprises the unit conducting the reconnaissance.

**TASK:** Conduct an Ambush (5-OPFOR-0007)

**CONDITION:** The enemy is moving in a convoy. The opposing forces (OPFOR) element is positioned along the enemy's route.

**STANDARD:** The OPFOR element inflicts casualties on the enemy and causes vehicle and equipment damage. 1. Prepares an ambush site before the element arrives. 2. Surprises march element forces. 3. Inflicts heavy casualties within the designated kill zone. 4. Inflicts heavy damage to vehicles and equipment within the designated kill zone. 5. Delays the march element from reaching a specified destination for a specified period of time. 6. Withdraws on order. 7. Sustains no casualties. 8. Reports actions to superiors.

**TASK:** Conduct Terrorist and Saboteur Attacks (5-OPFOR-0005)

**CONDITION:** The opposing forces (OPFOR) element dispatches small teams into the enemy's rear area to disrupt combat service support (CSS) operations.

**STANDARD:** The enemy sustains disrupted command and control (C2), destroyed equipment and supplies, and light casualties. 1. Locates rear support bases and C2 facilities. 2. Delays and disrupts CSS operations through probes. 3. Infiltrates CSS bases to conduct sabotage and terrorist activities. 4. Inflicts light casualties. 5. Destroys supplies and equipment.

**TASK:** Defend a Minefield (5-OPFOR-0023)

**CONDITION:** The enemy is conducting a minefield sweeping operation. The opposing forces (OPFOR) element has a minefield placed in the enemy's path. The minefield is under constant observation and fire.

**STANDARD:** The OPFOR element defends a minefield against an enemy element conducting a minefield sweeping operation. 1. Prevents the unit from detecting the obstacle. 2. Disrupts the minefield sweeping operation. 3. Prevents the unit from conducting the minefield sweeping operation, prevents the unit from moving all personnel through the breach or delays the completion of the minefield sweeping operation for more than 45 minutes.

**TASK:** Maintain Contact (5-OPFOR-0003)

**CONDITION:** The opposing forces (OPFOR) element is engaged with enemy base defense forces. The enemy forces are withdrawing under pressure.

**STANDARD:** The OPFOR element maintains enemy contact while the enemy withdraws. 1. Engages the enemy forces decisively. 2. Advances the OPFOR as the enemy forces withdraw. 3. Inflicts heavy casualties. 4. Captures the members of the enemy force. 5. Captures documents and equipment. 6. Safeguards captured documents, equipment, and personnel.

**TASK:** Disrupt a Net Control Station (NCS) (5-OPFOR-0019)

**CONDITION:** The enemy has established a NCS. The opposing forces (OPFOR) element has radio and jamming equipment.

**STANDARD:** The OPFOR element attempts to disrupt an NCS. 1. Attempts to locate the radio frequency that the unit is operating on. 2. Attempts to enter the radio net. 3. Attempts to issue "bogus" orders to a unit on the net. 4. Jams the radio frequency and forces the unit to go to an alternate frequency.

**TASK:** Disrupt Defensive Preparations (5-OPFOR-0018)

**CONDITION:** The opposing forces (OPFOR) element has located the enemy. Priority intelligence requirements (PIR) and other intelligence requirements obtained by OPFOR patrols indicate that the enemy elements are establishing defensive positions. The OPFOR element has automatic and antiarmor weapons and light mortars.

**STANDARD:** The OPFOR element disrupts and delays the enemy's defensive preparations. 1. Locates and penetrates the enemy's security system. 2. Forces the enemy to delay defensive preparations. 3. Disrupts the enemy's obstacle preparations.

**TASK:** Disrupt Enemy Movement and Operations Using Tactical Nuclear Weapons (5-OPFOR-0016)

**CONDITION:** The opposing forces (OPFOR) element has located the enemy. Priority intelligence requirements (PIR) and other intelligence requirements have been obtained by OPFOR patrols. Tactical nuclear weapons are employed against key locations in the rear area.

**STANDARD:** The OPFOR element disrupts enemy movement and operations. 1. Disrupts or delays the movement of the enemy's equipment and supplies to the forward areas. 2. Destroys enemy equipment and supplies. 3. Inflicts a high rate of nuclear casualties among the enemy forces. 4. Denies the enemy the use of specified areas. 5. Contaminates the enemy's equipment and supplies.

**TASK:** Disrupt Quarters Party Operations (5-OPFOR-0017)

**CONDITION:** The enemy is conducting quarters party operations. It has established an assembly area (AA) but has not moved in the main body.

**STANDARD:** The opposing forces (OPFOR) element attempts to disrupt quarters party operations and infiltrate the enemy's AA. 1. Locates the quarters party and the AA. 2. Surprises the main body. 3. Penetrates the AA with squad-size probes. 4. Inflicts personnel casualties and vehicle damage. 5. Disrupts the unit's preparations (prevents or delays beyond the unit's allotted time).

**TASK:** Disrupt Enemy Movement and Operations Using Persistent and Nonpersistent Chemical Weapons (5-OPFOR-0015)

**CONDITION:** The opposing forces (OPFOR) element has located the enemy. Priority intelligence requirements (PIR) and other intelligence requirements have been obtained by OPFOR patrols. The OPFOR units deliver chemical agents, by means of conventional artillery weapons or aircraft, along selected supply routes and key bases in the rear area.

**STANDARD:** The OPFOR element disrupts enemy movement and operations using persistent and nonpersistent chemical weapons. 1. Delivers chemical agents in low and densely wooded areas. 2. Delays the movement of enemy supplies and equipment to the forward areas. 3. Restricts the movement of the enemy units in the rear area. 4. Channels the movement of enemy units into predesignated ambush areas. 5. Contaminates enemy supplies and equipment. 6. Inflicts a high rate of casualties on enemy forces.

**TASK:** Disrupt Movement (5-OPFOR-0014)

**CONDITION:** The enemy is expected to move through the opposing forces (OPFOR) element's area of operations. The OPFOR element has received an operation order (OPORD) or fragmentary order (FRAGO) to disrupt enemy movement. The enemy has the capability to defend with direct fire and antiarmor weapons.

**STANDARD:** The OPFOR element delays enemy movement. 1. Delays the element. 2. Forces the element to deviate from its route. 3. Prevents the element from reaching its destination. 4. Surprises the element's main body.

**TASK:** Counter Passage of Lines (5-OPFOR-0012)

**CONDITION:** Enemy forces are in defensive positions, but they are expected to attempt passage-of-lines operations. The opposing forces (OPFOR) received orders to disrupt enemy passage-of-lines operations.

**STANDARD:** The OPFOR element delays or prevents enemy passage of lines. 1. Delays the passage. 2. Prevents the company from moving all personnel through the stationary unit. 3. Engages the main body of either the moving or the stationary unit.

**TASK:** Disrupt Assembly Area (AA) Activities (5-OPFOR-0013)

**CONDITION:** Intelligence reports indicate that platoon- and company-size enemy units are operating in the opposing forces (OPFOR) area of operations. Enemy units can defend from AAs with direct fire, antiarmor weapons, and indirect fire. The enemy has close air support (CAS) and nuclear, biological, and chemical (NBC) capabilities.

**STANDARD:** The OPFOR element locates and disrupts the enemy's AA activities. 1. Locates the element's AA. 2. Probes the AA with squad- or team-size elements. 3. Inflicts more than 5 percent casualties on the element. 4. Disrupts the element's preparations (prevents or delays beyond the element's allotted time).

**TASK:** Attack (5-OPFOR-0001)

**CONDITION:** The opposing forces (OPFOR) element has located the enemy. The priority intelligence requirements (PIR) and other intelligence requirements have been obtained by OPFOR patrols. The OPFOR element has automatic and antiarmor weapons and light mortars.

**STANDARD:** The OPFOR element attempts to seize the terrain, vehicles, or equipment. 1. Develops an attack plan. 2. Surprises the enemy unit's main body. 3. Initiates the attack using a scheme of maneuver that exploits the enemy's flanks, gaps, and weaknesses. 4. Uses covered and concealed routes to approach the enemy forces' flanks, gaps, or weakly held areas. 5. Employs indirect fire to support the attack. 6. Penetrates enemy defenses. 7. Destroys equipment and supplies. 8. Inflicts heavy casualties. 9. Isolates the combat service support (CSS) base by blocking reinforcements. 10. Forces enemy units to displace. 11. Avoids being fixed in one position. 12. Withdraws before the CSS base is reinforced with tactical combat forces.

**TASK:** Conduct Air Attacks (5-OPFOR-0002)

**CONDITION:** The opposing forces (OPFOR) element in the rear area has forwarded the positions of the enemy support sites or the locations of moving elements. The OPFOR aircraft have been dispatched to attack enemy installations or convoys.

**STANDARD:** The OPFOR element attempts to delay, disrupt, or damage the enemy targets by air. 1. Locates the target (support sites or convoys). 2. Makes attack runs on the designated targets. 3. Inflicts heavy damage to the selected target. 4. Sustains no loss of aircraft. 5. Delays moving the force for more than one hour.

**TASK:** Conduct Sniper Operations (5-OPFOR-0006)

**CONDITION:** The opposing forces (OPFOR) element has assigned snipers (regular or irregular elements) in the enemy's rear area along the main supply route (MSR) and near support sites.

**STANDARD:** The OPFOR element kills or wounds targets. 1. Sets up a well-concealed location. 2. Engages vehicle drivers or personnel on foot with short bursts of semiautomatic fire. 3. Kills or wounds selected targets. 4. Prevents the position from being discovered by enemy forces. 5. Evacuates the area without being spotted. 6. Reports all specified priority intelligence requirements (PIR) and other intelligence requirements to the OPFOR headquarters (HQ).

**TASK:** Disrupt a Route Reconnaissance (5-OPFOR-0021)

**CONDITION:** The enemy is conducting a route reconnaissance. The opposing forces (OPFOR) element is positioned along the enemy's route.

**STANDARD:** The OPFOR element attempts to disrupt a squad/section conducting a route reconnaissance. 1. Prevents the unit from meeting its specified time schedule. 2. Forces the unit to deviate from its specified route. 3. Prevents the unit from reaching its assigned destination. 4. Surprises the squad/section. 5. Inflicts casualties on the unit.

**ELEMENTS:** Team Headquarters  
Heavy Diving Section

**TASK:** Maintain Mooring Systems (05-5-0967)  
(FM 5-490) (FM 20-11) (FM 5-480)  
(NAVFAC P-990) (NAVFAC P-991)

**ITERATION:** 1 2 3 4 5 (Circle)

**COMMANDER/LEADER ASSESSMENT:** T P U (Circle)

**CONDITIONS:** The team is given an operation order (OPORD) in a tactical situation, an established diving station, equipment, maintenance materials, surface support vessels, as-built drawings, and if available, maintenance records. This task should not be trained in MOPP4.

**TASK STANDARDS:** The team inspects a mooring system and determines the overall condition of the system, including buoys, zincs, chains, ground rings, and anchors. It performs scheduled maintenance according to Department of Defense (DD) Form 314 or maintenance records and records the overall condition of the mooring system to ensure continual service of the system rated capacity.

TASK STEPS AND PERFORMANCE MEASURES	GO	NO-GO
<ul style="list-style-type: none"> <li>* 1. The team leader prepares for the mission.                             <ul style="list-style-type: none"> <li>a. Prepared the operation plan (OPLAN) and the inspection plan.</li> <li>b. Directed the team to inspect the mooring system.</li> </ul> </li> <li>2. The team inspects the mooring system.                             <ul style="list-style-type: none"> <li>a. Removed marine growth, as required.</li> <li>b. Inspected the buoy(s).</li> <li>c. Inspected the chain and the connecting hardware.</li> <li>d. Inspected the anchor, if visible.</li> <li>e. Verified the buoy and anchor locations.</li> <li>f. Reported findings to the team leader.</li> </ul> </li> <li>* 3. The diving supervisor checks DD Form 314 and the mooring records for required maintenance.</li> <li>* 4. The diving supervisor directs the mooring system maintenance.                             <ul style="list-style-type: none"> <li>a. Verified that the system (anchors, buoys) was in the correct position.</li> <li>b. Directed the correct positioning of the system (anchors, buoys), as needed.</li> </ul> </li> <li>5. The team performs maintenance on the mooring system.                             <ul style="list-style-type: none"> <li>a. Inspected the system.</li> <li>b. Replaced the chain and/or sections of the chain, as required.</li> <li>c. Replaced hardware (shackles, connecting links, pear links, and ground rings).</li> <li>d. Stretched the chain to remove clumps, as required.</li> <li>e. Reestablished the maximum hold power by positioning anchors, as needed.</li> <li>f. Recorded and reported all action taken to the team leader.</li> </ul> </li> <li>* 6. The team leader reports pertinent data.                             <ul style="list-style-type: none"> <li>a. Updated DD Form 314.</li> <li>b. Reported to the required authorities according to the unit standing operating procedure (SOP).</li> </ul> </li> </ul>		

TASK PERFORMANCE / EVALUATION SUMMARY BLOCK							
ITERATION	1	2	3	4	5		TOTAL
TOTAL TASK STEPS EVALUATED							
TOTAL TASK STEPS "GO"							
TRAINING STATUS "GO"/"NO-GO"							

"\*" indicates a leader task step.

**SUPPORTING INDIVIDUAL TASKS**

Task Number	Task Title	References
091-309-0710	Supervise Preventive Maintenance Checks and Services	STP 21-24-SMCT

**SUPPORTING COLLECTIVE TASKS**

Task Number	Task Title	References
05-2-7008	Prepare an Operation Order (OPORD) (Company/Platoon)	ARTEP 5-026-34-MTP ARTEP 5-027-10-MTP ARTEP 5-027-35-MTP ARTEP 5-053-11-MTP ARTEP 5-053-12-MTP ARTEP 5-053-35-MTP ARTEP 5-063-10-MTP ARTEP 5-063-11-MTP ARTEP 5-063-35-MTP ARTEP 5-113-11-MTP ARTEP 5-113-12-MTP ARTEP 5-113-35-MTP ARTEP 5-145-12-MTP ARTEP 5-145-32-MTP ARTEP 5-156-34-MTP ARTEP 5-157-10-MTP ARTEP 5-157-35-MTP ARTEP 5-216-34-MTP ARTEP 5-217-10-MTP ARTEP 5-217-35-MTP ARTEP 5-335-60-MTP ARTEP 5-335-65-MTP ARTEP 5-335-70-MTP ARTEP 5-336-34-MTP ARTEP 5-337-10-MTP ARTEP 5-337-35-MTP ARTEP 5-413-35-MTP ARTEP 5-416-14-MTP ARTEP 5-416-34-MTP ARTEP 5-417-13-MTP ARTEP 5-423-11-MTP ARTEP 5-423-35-MTP ARTEP 5-424-35-MTP

**SUPPORTING COLLECTIVE TASKS**

<b>Task Number</b>	<b>Task Title</b>	<b>References</b>
		ARTEP 5-426-34-MTP
		ARTEP 5-427-10-MTP
		ARTEP 5-427-35-MTP
		ARTEP 5-434-35-MTP
		ARTEP 5-436-35-MTP
		ARTEP 5-436-37-MTP
		ARTEP 5-437-10-MTP
		ARTEP 5-437-11-MTP
		ARTEP 5-437-36-MTP
		ARTEP 5-437-38-MTP
		ARTEP 5-443-10-MTP
		ARTEP 5-443-12-MTP
		ARTEP 5-443-14-MTP
		ARTEP 5-446-34-MTP
		ARTEP 5-446-36-MTP
		ARTEP 5-447-10-MTP
		ARTEP 5-447-11-MTP
		ARTEP 5-447-35-MTP
		ARTEP 5-447-37-MTP
		ARTEP 5-463-10-MTP
		ARTEP 5-463-12-MTP
		ARTEP 5-463-15-MTP
		ARTEP 5-463-17-MTP
		ARTEP 5-463-35-MTP
		ARTEP 5-463-36-MTP
		ARTEP 5-473-35-MTP
		ARTEP 5-493-38-MTP
		ARTEP 5-500-66-MTP
		ARTEP 5-520-10-MTP
		ARTEP 5-520-12-MTP
		ARTEP 5-520-14-MTP
		ARTEP 5-530-14-MTP
		ARTEP 5-530-16-MTP
		ARTEP 5-540-14-MTP
		ARTEP 5-603-35-MTP
		ARTEP 5-606-34-MTP
		ARTEP 5-607-35-MTP
		ARTEP 5-608-35-MTP
		ARTEP 5-616-34-MTP
		ARTEP 5-617-10-MTP
		ARTEP 5-617-11-MTP
		ARTEP 5-617-35-MTP

**OPFOR TASKS AND STANDARDS**

**TASK:** Surrender to the Capturing Unit on the Battlefield (5-OPFOR-0024)

**CONDITION:** The enemy has captured the opposing forces (OPFOR) element's soldiers, documents, and equipment sensitive to the OPFOR tactical operations.



**STANDARD:** The OPFOR soldiers retain or destroy documents and equipment. The OPFOR element surrenders documents and equipment of no tactical use to the enemy and attempts to conceal or destroy items of tactical value. The OPFOR element attempts escape and evasion. 1. Prevents the successful capture of documents and equipment. 2. Destroys documents and equipment. 3. Removes identifying markings from equipment. 4. Removes unit-identifying insignia. 5. Provides misleading information. 6. Plans an escape. 7. Delays movement to the nearest collection point. 8. Prevents safeguarding of enemy prisoners of war (EPWs) in order to cause embarrassment to the United States (US).

**TASK:** Conduct a Raid (5-OPFOR-0004)

**CONDITION:** The opposing forces (OPFOR) element has occupied an objective rally point and has orders to conduct a raid on a combat service support (CSS) base.

**STANDARD:** The OPFOR element infiltrates the enemy's base and destroys all of the targets. 1. Surprises the enemy forces. 2. Assaults the support base and accomplishes the assigned tasks. 3. Destroys the specified equipment and supplies. 4. Avoids being decisively engaged. 5. Withdraws all personnel from the objective areas within the time prescribed. 6. Obtains all priority intelligence requirements (PIR) from the raid site. 7. Sustains only light casualties from enemy fire.

**TASK:** Conduct an Aerial Reconnaissance (5-OPFOR-0010)

**CONDITION:** The opposing forces (OPFOR) headquarters (HQ) element requires intelligence on the locations and identification of enemy elements. An aircraft is dispatched to take photographs and make a visual inspection of the enemy rear area.

**STANDARD:** The OPFOR element gathers photograph intelligence of the enemy. 1. Photographs the assigned sectors. 2. Makes quick visual checks where the ceiling is low. 3. Locates enemy positions in the area, particularly support and storage bases, and command and control (C2) facilities. 4. Sustains no loss of aircraft. 5. Reports priority intelligence requirements (PIR) and other information requirements to the OPFOR HQ.

**TASK:** Defeat Obstacles (5-OPFOR-0009)

**CONDITION:** The opposing forces (OPFOR) element encounters an obstacle that blocks the avenue of approach as it advances upon the enemy forces.

**STANDARD:** The OPFOR element bypasses or breaches the enemy obstacle. 1. Detects the obstacle before halting its main body. 2. Defeats the obstacle. a. Bypasses the obstacle without entering the engagement areas. b. Breaches the obstacle within 45 minutes and passes its entire force through the obstacle. 3. Does not incur degradation to the point that the mission must be discontinued.

**TASK:** Conduct an Attack (5-OPFOR-0008)

**CONDITION:** The enemy is conducting tactical operations. The opposing forces (OPFOR) element receives orders to attack the enemy, the area of occupation, or the main supply route (MSR) with smoke.

**STANDARD:** The OPFOR element disrupts the enemy's movement and smoke operations. 1. Determines the delivery method of the smoke attack. 2. Locates the target. 3. Delivers the smoke attack downwind. 4. Attacks the enemy with smoke, and surge attacks when the enemy responds to the smoke.

**TASK:** Disrupt Construction of Vehicle Fighting Positions (5-OPFOR-0020)

**CONDITION:** The opposing forces (OPFOR) element has located the enemy. The priority intelligence requirements (PIR) and other intelligence obtained by OPFOR patrols indicate the enemy is constructing vehicle fighting positions within its defensive area. The OPFOR element has automatic and antiarmor weapons and light mortars.

**STANDARD:** The OPFOR element attempts to disrupt the enemy's efforts to establish vehicle fighting positions. 1. Locates the defensive area. 2. Surprises the main body. 3. Penetrates the defensive area with squad-size probes. 4. Inflicts casualties on the unit. 5. Destroys vehicles. 6. Disrupts the unit's preparations (prevents or delays beyond the unit's allotted time).

**TASK:** Disrupt an Engineer Reconnaissance (5-OPFOR-0022)

**CONDITION:** The enemy is conducting an engineer reconnaissance. The opposing forces (OPFOR) element is positioned along the enemy's route.

**STANDARD:** The OPFOR element disrupts an engineer reconnaissance. 1. Prevents the unit from meeting its specified time schedule. 2. Forces the unit to deviate from its specified route. 3. Prevents the unit from accomplishing its assigned engineer reconnaissance. 4. Surprises the unit conducting the reconnaissance.

**TASK:** Conduct an Ambush (5-OPFOR-0007)

**CONDITION:** The enemy is moving in a convoy. The opposing forces (OPFOR) element is positioned along the enemy's route.

**STANDARD:** The OPFOR element inflicts casualties on the enemy and causes vehicle and equipment damage. 1. Prepares an ambush site before the element arrives. 2. Surprises march element forces. 3. Inflicts heavy casualties within the designated kill zone. 4. Inflicts heavy damage to vehicles and equipment within the designated kill zone. 5. Delays the march element from reaching a specified destination for a specified period of time. 6. Withdraws on order. 7. Sustains no casualties. 8. Reports actions to superiors.

**TASK:** Conduct Terrorist and Saboteur Attacks (5-OPFOR-0005)

**CONDITION:** The opposing forces (OPFOR) element dispatches small teams into the enemy's rear area to disrupt combat service support (CSS) operations.

**STANDARD:** The enemy sustains disrupted command and control (C2), destroyed equipment and supplies, and light casualties. 1. Locates rear support bases and C2 facilities. 2. Delays and disrupts CSS operations through probes. 3. Infiltrates CSS bases to conduct sabotage and terrorist activities. 4. Inflicts light casualties. 5. Destroys supplies and equipment.

**TASK:** Defend a Minefield (5-OPFOR-0023)

**CONDITION:** The enemy is conducting a minefield sweeping operation. The opposing forces (OPFOR) element has a minefield placed in the enemy's path. The minefield is under constant observation and fire.

**STANDARD:** The OPFOR element defends a minefield against an enemy element conducting a minefield sweeping operation. 1. Prevents the unit from detecting the obstacle. 2. Disrupts the minefield sweeping operation. 3. Prevents the unit from conducting the minefield sweeping operation, prevents the unit from moving all personnel through the breach or delays the completion of the minefield sweeping operation for more than 45 minutes.

**TASK:** Maintain Contact (5-OPFOR-0003)

**CONDITION:** The opposing forces (OPFOR) element is engaged with enemy base defense forces. The enemy forces are withdrawing under pressure.

**STANDARD:** The OPFOR element maintains enemy contact while the enemy withdraws. 1. Engages the enemy forces decisively. 2. Advances the OPFOR as the enemy forces withdraw. 3. Inflicts heavy casualties. 4. Captures the members of the enemy force. 5. Captures documents and equipment. 6. Safeguards captured documents, equipment, and personnel.

**TASK:** Disrupt a Net Control Station (NCS) (5-OPFOR-0019)

**CONDITION:** The enemy has established a NCS. The opposing forces (OPFOR) element has radio and jamming equipment.

**STANDARD:** The OPFOR element attempts to disrupt an NCS. 1. Attempts to locate the radio frequency that the unit is operating on. 2. Attempts to enter the radio net. 3. Attempts to issue "bogus" orders to a unit on the net. 4. Jams the radio frequency and forces the unit to go to an alternate frequency.

**TASK:** Disrupt Defensive Preparations (5-OPFOR-0018)

**CONDITION:** The opposing forces (OPFOR) element has located the enemy. Priority intelligence requirements (PIR) and other intelligence requirements obtained by OPFOR patrols indicate that the enemy elements are establishing defensive positions. The OPFOR element has automatic and antiarmor weapons and light mortars.

**STANDARD:** The OPFOR element disrupts and delays the enemy's defensive preparations. 1. Locates and penetrates the enemy's security system. 2. Forces the enemy to delay defensive preparations. 3. Disrupts the enemy's obstacle preparations.

**TASK:** Disrupt Enemy Movement and Operations Using Tactical Nuclear Weapons (5-OPFOR-0016)

**CONDITION:** The opposing forces (OPFOR) element has located the enemy. Priority intelligence requirements (PIR) and other intelligence requirements have been obtained by OPFOR patrols. Tactical nuclear weapons are employed against key locations in the rear area.

**STANDARD:** The OPFOR element disrupts enemy movement and operations. 1. Disrupts or delays the movement of the enemy's equipment and supplies to the forward areas. 2. Destroys enemy equipment and supplies. 3. Inflicts a high rate of nuclear casualties among the enemy forces. 4. Denies the enemy the use of specified areas. 5. Contaminates the enemy's equipment and supplies.

**TASK:** Disrupt Quartering Party Operations (5-OPFOR-0017)

**CONDITION:** The enemy is conducting quartering party operations. It has established an assembly area (AA) but has not moved in the main body.

**STANDARD:** The opposing forces (OPFOR) element attempts to disrupt quartering party operations and infiltrate the enemy's AA. 1. Locates the quartering party and the AA. 2. Surprises the main body. 3. Penetrates the AA with squad-size probes. 4. Inflicts personnel casualties and vehicle damage. 5. Disrupts the unit's preparations (prevents or delays beyond the unit's allotted time).

**TASK:** Disrupt Enemy Movement and Operations Using Persistent and Nonpersistent Chemical Weapons (5-OPFOR-0015)

**CONDITION:** The opposing forces (OPFOR) element has located the enemy. Priority intelligence requirements (PIR) and other intelligence requirements have been obtained by OPFOR patrols. The OPFOR units deliver chemical agents, by means of conventional artillery weapons or aircraft, along selected supply routes and key bases in the rear area.

**STANDARD:** The OPFOR element disrupts enemy movement and operations using persistent and nonpersistent chemical weapons. 1. Delivers chemical agents in low and densely wooded areas. 2. Delays the movement of enemy supplies and equipment to the forward areas. 3. Restricts the movement of the enemy units in the rear area. 4. Channels the movement of enemy units into predesignated ambush areas. 5. Contaminates enemy supplies and equipment. 6. Inflicts a high rate of casualties on enemy forces.

**TASK:** Disrupt Movement (5-OPFOR-0014)

**CONDITION:** The enemy is expected to move through the opposing forces (OPFOR) element's area of operations. The OPFOR element has received an operation order (OPORD) or fragmentary order (FRAGO) to disrupt enemy movement. The enemy has the capability to defend with direct fire and antiarmor weapons.

**STANDARD:** The OPFOR element delays enemy movement. 1. Delays the element. 2. Forces the element to deviate from its route. 3. Prevents the element from reaching its destination. 4. Surprises the element's main body.

**TASK:** Counter Passage of Lines (5-OPFOR-0012)

**CONDITION:** Enemy forces are in defensive positions, but they are expected to attempt passage-of-lines operations. The opposing forces (OPFOR) received orders to disrupt enemy passage-of-lines operations.

**STANDARD:** The OPFOR element delays or prevents enemy passage of lines. 1. Delays the passage. 2. Prevents the company from moving all personnel through the stationary unit. 3. Engages the main body of either the moving or the stationary unit.

**TASK:** Disrupt Assembly Area (AA) Activities (5-OPFOR-0013)

**CONDITION:** Intelligence reports indicate that platoon- and company-size enemy units are operating in the opposing forces (OPFOR) area of operations. Enemy units can defend from AAs with direct fire, antiarmor weapons, and indirect fire. The enemy has close air support (CAS) and nuclear, biological, and chemical (NBC) capabilities.

**STANDARD:** The OPFOR element locates and disrupts the enemy's AA activities. 1. Locates the element's AA. 2. Probes the AA with squad- or team-size elements. 3. Inflicts more than 5 percent casualties on the element. 4. Disrupts the element's preparations (prevents or delays beyond the element's allotted time).

**TASK:** Attack (5-OPFOR-0001)

**CONDITION:** The opposing forces (OPFOR) element has located the enemy. The priority intelligence requirements (PIR) and other intelligence requirements have been obtained by OPFOR patrols. The OPFOR element has automatic and antiarmor weapons and light mortars.

**STANDARD:** The OPFOR element attempts to seize the terrain, vehicles, or equipment. 1. Develops an attack plan. 2. Surprises the enemy unit's main body. 3. Initiates the attack using a scheme of maneuver that exploits the enemy's flanks, gaps, and weaknesses. 4. Uses covered and concealed routes to approach the enemy forces' flanks, gaps, or weakly held areas. 5. Employs indirect fire to support the attack. 6. Penetrates enemy defenses. 7. Destroys equipment and supplies. 8. Inflicts heavy casualties. 9. Isolates the combat service support (CSS) base by blocking reinforcements. 10. Forces enemy units to displace. 11. Avoids being fixed in one position. 12. Withdraws before the CSS base is reinforced with tactical combat forces.

**TASK:** Conduct Air Attacks (5-OPFOR-0002)

**CONDITION:** The opposing forces (OPFOR) element in the rear area has forwarded the positions of the enemy support sites or the locations of moving elements. The OPFOR aircraft have been dispatched to attack enemy installations or convoys.

**STANDARD:** The OPFOR element attempts to delay, disrupt, or damage the enemy targets by air. 1. Locates the target (support sites or convoys). 2. Makes attack runs on the designated targets. 3. Inflicts heavy damage to the selected target. 4. Sustains no loss of aircraft. 5. Delays moving the force for more than one hour.

**TASK:** Conduct Sniper Operations (5-OPFOR-0006)

**CONDITION:** The opposing forces (OPFOR) element has assigned snipers (regular or irregular elements) in the enemy's rear area along the main supply route (MSR) and near support sites.

**STANDARD:** The OPFOR element kills or wounds targets. 1. Sets up a well-concealed location. 2. Engages vehicle drivers or personnel on foot with short bursts of semiautomatic fire. 3. Kills or wounds selected targets. 4. Prevents the position from being discovered by enemy forces. 5. Evacuates the area without being spotted. 6. Reports all specified priority intelligence requirements (PIR) and other intelligence requirements to the OPFOR headquarters (HQ).

**TASK:** Disrupt a Route Reconnaissance (5-OPFOR-0021)

**CONDITION:** The enemy is conducting a route reconnaissance. The opposing forces (OPFOR) element is positioned along the enemy's route.

**STANDARD:** The OPFOR element attempts to disrupt a squad/section conducting a route reconnaissance. 1. Prevents the unit from meeting its specified time schedule. 2. Forces the unit to deviate from its specified route. 3. Prevents the unit from reaching its assigned destination. 4. Surprises the squad/section. 5. Inflicts casualties on the unit.

**ELEMENTS:** Team Headquarters  
Heavy Diving Section

**TASK:** Provide Maintenance Support to Diving Operations (05-5-0969)  
 (FM 4-30.3) (AR 220-1) (AR 385-10)  
 (AR 611-75) (AR 750-1) (DA PAM 738-750)  
 (FM 20-11)

**ITERATION:** 1 2 3 4 5 (Circle)  
**COMMANDER/LEADER ASSESSMENT:** T P U (Circle)

**CONDITIONS:** Organic maintenance personnel receive requests to repair inoperative organic equipment. The maintenance area is established and secured. Required repair tools, equipment, and personnel are available. Operators performed preventive-maintenance checks and services (PMCS) on the equipment. The team's tactical standing operating procedure (TACSOP) is available. Maintenance is a continuous task performed simultaneously with other internal support and operational tasks. This task should not be trained in MOPP4.

**TASK STANDARDS:** The team's equipment is maintained according to appropriate technical manuals (TMs), maintenance advisories, and the commander's guidance.

TASK STEPS AND PERFORMANCE MEASURES	GO	NO-GO
<ul style="list-style-type: none"> <li>* 1. The team leader directs the team maintenance program.                             <ul style="list-style-type: none"> <li>a. Supervised the implementation of the maintenance program for compliance with the commander's guidance and the unit standing operating procedures (SOP).</li> <li>b. Identified team operational levels by reviewing equipment status reports.</li> <li>c. Approved the use of controlled exchanges when required repair parts were not available.</li> <li>d. Approved repairs using battle damage assessment and repair (BDAR) procedures when established procedures could not be used.</li> <li>e. Checked the material-condition status report (MCSR) for accuracy and completeness.</li> <li>f. Identified current or anticipated maintenance problems to minimize their impact on unit readiness.</li> <li>g. Forwarded the MCSR to higher headquarters (HQ) according to the unit SOP.</li> <li>h. Conducted periodic inspections of personnel and equipment to ensure that the diving safety program was enforced.</li> </ul> </li> <li>* 2. The team leader supervises the team maintenance personnel.                             <ul style="list-style-type: none"> <li>a. Organized maintenance personnel to perform maintenance activities.</li> <li>b. Supervised The Army Maintenance Management System (TAMMS) and prescribed load list (PLL) procedures for completeness and accuracy.</li> <li>c. Supervised repair and inspection to ensure that they were done properly and according to appropriate references.</li> <li>d. Requested approval for BDAR from the detachment commander when established repair procedures could not be used.</li> <li>e. Supervised BDAR procedures to ensure that procedures were done according to appropriate BDAR manuals.</li> <li>f. Requested approval for controlled exchanges from the detachment commander when the required repair parts were not available.</li> <li>g. Supervised the Army air sampling and gauge calibration programs.</li> <li>h. Ensured the proper use of parts from controlled exchanges.</li> </ul> </li> </ul>		

TASK STEPS AND PERFORMANCE MEASURES	GO	NO-GO
<ul style="list-style-type: none"> <li>i. Notified the HQ upon completion of repairs.</li> <li>j. Supervised recovery operations to ensure that correct recovery and safety procedures were in place.</li> <li>k. Coordinated the maintenance status with HQ.</li> <li>l. Provided the maintenance status to the detachment commander.</li> </ul> <p>3. The team unit maintenance personnel repair organic equipment.</p> <ul style="list-style-type: none"> <li>a. Diagnosed faults on inoperative equipment.</li> <li>b. Requested required repair parts from the PLL clerk.</li> <li>c. Repaired equipment according to applicable TMs.</li> <li>d. Requested approval for BDAR through the maintenance supervisor when parts were not available.</li> <li>e. Performed BDAR according to the appropriate manual.</li> <li>f. Requested approval for controlled exchanges through the maintenance supervisor when repair parts were not available.</li> <li>g. Performed controlled exchanges.</li> <li>h. Performed a final inspection to ensure quality control (QC) of repairs.</li> <li>i. Employed safety procedures to minimize accidents.</li> </ul> <p>4. The team maintenance personnel conduct transactions with support maintenance.</p> <ul style="list-style-type: none"> <li>a. Identified the category of repair as direct support or higher.</li> <li>b. Corrected unit-level deficiencies.</li> <li>c. Corrected direct support or higher deficiencies on diving support equipment.</li> <li>d. Prepared equipment for submission to support maintenance.</li> <li>e. Evacuated equipment to support maintenance.</li> <li>f. Verified the completion of repairs.</li> <li>g. Picked up the equipment upon completion of repairs.</li> </ul> <p>5. The team maintenance personnel perform administrative support functions.</p> <ul style="list-style-type: none"> <li>a. Maintained the PLL.</li> <li>b. Requested repair parts for equipment repair.</li> <li>c. Turned in unserviceable, repairable items.</li> <li>d. Maintained technical publications on all organic equipment and the safety program.</li> </ul>		

TASK PERFORMANCE / EVALUATION SUMMARY BLOCK							
ITERATION	1	2	3	4	5		TOTAL
TOTAL TASK STEPS EVALUATED							
TOTAL TASK STEPS "GO"							
TRAINING STATUS "GO"/"NO-GO"							

"\*\*" indicates a leader task step.

**SUPPORTING INDIVIDUAL TASKS: NONE**

**SUPPORTING COLLECTIVE TASKS**

Task Number	Task Title	References
43-2-0001.05-T01A	Conduct Unit-Level Maintenance Operations	ARTEP 5-025-66-MTP
		ARTEP 5-026-34-MTP
		ARTEP 5-027-35-MTP
		ARTEP 5-053-35-MTP
		ARTEP 5-063-10-MTP
		ARTEP 5-063-11-MTP
		ARTEP 5-063-35-MTP
		ARTEP 5-113-11-MTP
		ARTEP 5-113-12-MTP
		ARTEP 5-113-35-MTP
		ARTEP 5-155-66-MTP
		ARTEP 5-156-34-MTP
		ARTEP 5-157-10-MTP
		ARTEP 5-157-35-MTP
		ARTEP 5-215-66-MTP
		ARTEP 5-216-34-MTP
		ARTEP 5-217-10-MTP
		ARTEP 5-217-35-MTP
		ARTEP 5-332-68-MTP
		ARTEP 5-335-60-MTP
		ARTEP 5-335-65-MTP
		ARTEP 5-335-70-MTP
		ARTEP 5-336-34-MTP
		ARTEP 5-337-10-MTP
		ARTEP 5-337-35-MTP
		ARTEP 5-402-68-MTP
		ARTEP 5-412-68-MTP
		ARTEP 5-412-69-MTP
		ARTEP 5-413-35-MTP
		ARTEP 5-416-14-MTP
		ARTEP 5-416-34-MTP
		ARTEP 5-417-13-MTP
		ARTEP 5-417-17-MTP
		ARTEP 5-417-35-MTP
		ARTEP 5-423-35-MTP
		ARTEP 5-424-35-MTP
		ARTEP 5-425-66-MTP
		ARTEP 5-426-34-MTP
		ARTEP 5-427-35-MTP
		ARTEP 5-434-35-MTP
		ARTEP 5-436-35-MTP
		ARTEP 5-436-37-MTP
		ARTEP 5-437-36-MTP
		ARTEP 5-437-38-MTP
		ARTEP 5-443-10-MTP
		ARTEP 5-443-12-MTP
		ARTEP 5-443-14-MTP
		ARTEP 5-443-35-MTP
		ARTEP 5-445-64-MTP
		ARTEP 5-445-66-MTP
		ARTEP 5-446-34-MTP
		ARTEP 5-446-36-MTP



**SUPPORTING COLLECTIVE TASKS**

Task Number	Task Title	References
		ARTEP 5-447-35-MTP
		ARTEP 5-447-37-MTP
		ARTEP 5-463-10-MTP
		ARTEP 5-463-12-MTP
		ARTEP 5-463-15-MTP
		ARTEP 5-463-17-MTP
		ARTEP 5-463-35-MTP
		ARTEP 5-463-36-MTP
		ARTEP 5-473-35-MTP
		ARTEP 5-493-38-MTP
		ARTEP 5-510-10-MTP
		ARTEP 5-510-12-MTP
		ARTEP 5-520-10-MTP
		ARTEP 5-520-12-MTP
		ARTEP 5-520-14-MTP
		ARTEP 5-540-10-MTP
		ARTEP 5-540-11-MTP
		ARTEP 5-540-12-MTP
		ARTEP 5-540-13-MTP
		ARTEP 5-540-14-MTP
		ARTEP 5-601-70-MTP
		ARTEP 5-602-68-MTP
		ARTEP 5-603-35-MTP
		ARTEP 5-605-66-MTP
		ARTEP 5-606-34-MTP
		ARTEP 5-607-15-MTP
		ARTEP 5-607-16-MTP
		ARTEP 5-607-17-MTP
		ARTEP 5-607-35-MTP
		ARTEP 5-608-15-MTP
		ARTEP 5-608-16-MTP
		ARTEP 5-608-17-MTP
		ARTEP 5-608-35-MTP
		ARTEP 5-616-34-MTP
		ARTEP 5-617-11-MTP
		ARTEP 5-617-35-MTP

**OPFOR TASKS AND STANDARDS**

**TASK:** Surrender to the Capturing Unit on the Battlefield (5-OPFOR-0024)

**CONDITION:** The enemy has captured the opposing forces (OPFOR) element's soldiers, documents, and equipment sensitive to the OPFOR tactical operations.

**STANDARD:** The OPFOR soldiers retain or destroy documents and equipment. The OPFOR element surrenders documents and equipment of no tactical use to the enemy and attempts to conceal or destroy items of tactical value. The OPFOR element attempts escape and evasion. 1. Prevents the successful capture of documents and equipment. 2. Destroys documents and equipment. 3. Removes identifying markings from equipment. 4. Removes unit-identifying insignia. 5. Provides misleading information. 6. Plans an escape. 7. Delays movement to the nearest collection point. 8. Prevents safeguarding of enemy prisoners of war (EPWs) in order to cause embarrassment to the United States (US).

**TASK:** Conduct a Raid (5-OPFOR-0004)

**CONDITION:** The opposing forces (OPFOR) element has occupied an objective rally point and has orders to conduct a raid on a combat service support (CSS) base.

**STANDARD:** The OPFOR element infiltrates the enemy's base and destroys all of the targets. 1. Surprises the enemy forces. 2. Assaults the support base and accomplishes the assigned tasks. 3. Destroys the specified equipment and supplies. 4. Avoids being decisively engaged. 5. Withdraws all personnel from the objective areas within the time prescribed. 6. Obtains all priority intelligence requirements (PIR) from the raid site. 7. Sustains only light casualties from enemy fire.

**TASK:** Conduct an Aerial Reconnaissance (5-OPFOR-0010)

**CONDITION:** The opposing forces (OPFOR) headquarters (HQ) element requires intelligence on the locations and identification of enemy elements. An aircraft is dispatched to take photographs and make a visual inspection of the enemy rear area.

**STANDARD:** The OPFOR element gathers photograph intelligence of the enemy. 1. Photographs the assigned sectors. 2. Makes quick visual checks where the ceiling is low. 3. Locates enemy positions in the area, particularly support and storage bases, and command and control (C2) facilities. 4. Sustains no loss of aircraft. 5. Reports priority intelligence requirements (PIR) and other information requirements to the OPFOR HQ.

**TASK:** Defeat Obstacles (5-OPFOR-0009)

**CONDITION:** The opposing forces (OPFOR) element encounters an obstacle that blocks the avenue of approach as it advances upon the enemy forces.

**STANDARD:** The OPFOR element bypasses or breaches the enemy obstacle. 1. Detects the obstacle before halting its main body. 2. Defeats the obstacle. a. Bypasses the obstacle without entering the engagement areas. b. Breaches the obstacle within 45 minutes and passes its entire force through the obstacle. 3. Does not incur degradation to the point that the mission must be discontinued.

**TASK:** Conduct an Attack (5-OPFOR-0008)

**CONDITION:** The enemy is conducting tactical operations. The opposing forces (OPFOR) element receives orders to attack the enemy, the area of occupation, or the main supply route (MSR) with smoke.

**STANDARD:** The OPFOR element disrupts the enemy's movement and smoke operations. 1. Determines the delivery method of the smoke attack. 2. Locates the target. 3. Delivers the smoke attack downwind. 4. Attacks the enemy with smoke, and surge attacks when the enemy responds to the smoke.

**TASK:** Disrupt Construction of Vehicle Fighting Positions (5-OPFOR-0020)

**CONDITION:** The opposing forces (OPFOR) element has located the enemy. The priority intelligence requirements (PIR) and other intelligence obtained by OPFOR patrols indicate the enemy is constructing vehicle fighting positions within its defensive area. The OPFOR element has automatic and antiarmor weapons and light mortars.

**STANDARD:** The OPFOR element attempts to disrupt the enemy's efforts to establish vehicle fighting positions. 1. Locates the defensive area. 2. Surprises the main body. 3. Penetrates the defensive area with squad-size probes. 4. Inflicts casualties on the unit. 5. Destroys vehicles. 6. Disrupts the unit's preparations (prevents or delays beyond the unit's allotted time).

**TASK:** Disrupt an Engineer Reconnaissance (5-OPFOR-0022)

**CONDITION:** The enemy is conducting an engineer reconnaissance. The opposing forces (OPFOR) element is positioned along the enemy's route.

**STANDARD:** The OPFOR element disrupts an engineer reconnaissance. 1. Prevents the unit from meeting its specified time schedule. 2. Forces the unit to deviate from its specified route. 3. Prevents the unit from accomplishing its assigned engineer reconnaissance. 4. Surprises the unit conducting the reconnaissance.

**TASK:** Conduct an Ambush (5-OPFOR-0007)

**CONDITION:** The enemy is moving in a convoy. The opposing forces (OPFOR) element is positioned along the enemy's route.

**STANDARD:** The OPFOR element inflicts casualties on the enemy and causes vehicle and equipment damage. 1. Prepares an ambush site before the element arrives. 2. Surprises march element forces. 3. Inflicts heavy casualties within the designated kill zone. 4. Inflicts heavy damage to vehicles and equipment within the designated kill zone. 5. Delays the march element from reaching a specified destination for a specified period of time. 6. Withdraws on order. 7. Sustains no casualties. 8. Reports actions to superiors.

**TASK:** Conduct Terrorist and Saboteur Attacks (5-OPFOR-0005)

**CONDITION:** The opposing forces (OPFOR) element dispatches small teams into the enemy's rear area to disrupt combat service support (CSS) operations.

**STANDARD:** The enemy sustains disrupted command and control (C2), destroyed equipment and supplies, and light casualties. 1. Locates rear support bases and C2 facilities. 2. Delays and disrupts CSS operations through probes. 3. Infiltrates CSS bases to conduct sabotage and terrorist activities. 4. Inflicts light casualties. 5. Destroys supplies and equipment.

**TASK:** Defend a Minefield (5-OPFOR-0023)

**CONDITION:** The enemy is conducting a minefield sweeping operation. The opposing forces (OPFOR) element has a minefield placed in the enemy's path. The minefield is under constant observation and fire.

**STANDARD:** The OPFOR element defends a minefield against an enemy element conducting a minefield sweeping operation. 1. Prevents the unit from detecting the obstacle. 2. Disrupts the minefield sweeping operation. 3. Prevents the unit from conducting the minefield sweeping operation, prevents the unit from moving all personnel through the breach or delays the completion of the minefield sweeping operation for more than 45 minutes.

**TASK:** Maintain Contact (5-OPFOR-0003)

**CONDITION:** The opposing forces (OPFOR) element is engaged with enemy base defense forces. The enemy forces are withdrawing under pressure.

**STANDARD:** The OPFOR element maintains enemy contact while the enemy withdraws. 1. Engages the enemy forces decisively. 2. Advances the OPFOR as the enemy forces withdraw. 3. Inflicts heavy casualties. 4. Captures the members of the enemy force. 5. Captures documents and equipment. 6. Safeguards captured documents, equipment, and personnel.

**TASK:** Disrupt a Net Control Station (NCS) (5-OPFOR-0019)

**CONDITION:** The enemy has established a NCS. The opposing forces (OPFOR) element has radio and jamming equipment.

**STANDARD:** The OPFOR element attempts to disrupt an NCS. 1. Attempts to locate the radio frequency that the unit is operating on. 2. Attempts to enter the radio net. 3. Attempts to issue "bogus" orders to a unit on the net. 4. Jams the radio frequency and forces the unit to go to an alternate frequency.

**TASK:** Disrupt Defensive Preparations (5-OPFOR-0018)

**CONDITION:** The opposing forces (OPFOR) element has located the enemy. Priority intelligence requirements (PIR) and other intelligence requirements obtained by OPFOR patrols indicate that the enemy elements are establishing defensive positions. The OPFOR element has automatic and antiarmor weapons and light mortars.

**STANDARD:** The OPFOR element disrupts and delays the enemy's defensive preparations. 1. Locates and penetrates the enemy's security system. 2. Forces the enemy to delay defensive preparations. 3. Disrupts the enemy's obstacle preparations.

**TASK:** Disrupt Enemy Movement and Operations Using Tactical Nuclear Weapons (5-OPFOR-0016)

**CONDITION:** The opposing forces (OPFOR) element has located the enemy. Priority intelligence requirements (PIR) and other intelligence requirements have been obtained by OPFOR patrols. Tactical nuclear weapons are employed against key locations in the rear area.

**STANDARD:** The OPFOR element disrupts enemy movement and operations. 1. Disrupts or delays the movement of the enemy's equipment and supplies to the forward areas. 2. Destroys enemy equipment and supplies. 3. Inflicts a high rate of nuclear casualties among the enemy forces. 4. Denies the enemy the use of specified areas. 5. Contaminates the enemy's equipment and supplies.

**TASK:** Disrupt Quartering Party Operations (5-OPFOR-0017)

**CONDITION:** The enemy is conducting quartering party operations. It has established an assembly area (AA) but has not moved in the main body.

**STANDARD:** The opposing forces (OPFOR) element attempts to disrupt quartering party operations and infiltrate the enemy's AA. 1. Locates the quartering party and the AA. 2. Surprises the main body. 3. Penetrates the AA with squad-size probes. 4. Inflicts personnel casualties and vehicle damage. 5. Disrupts the unit's preparations (prevents or delays beyond the unit's allotted time).

**TASK:** Disrupt Enemy Movement and Operations Using Persistent and Nonpersistent Chemical Weapons (5-OPFOR-0015)

**CONDITION:** The opposing forces (OPFOR) element has located the enemy. Priority intelligence requirements (PIR) and other intelligence requirements have been obtained by OPFOR patrols. The OPFOR units deliver chemical agents, by means of conventional artillery weapons or aircraft, along selected supply routes and key bases in the rear area.

**STANDARD:** The OPFOR element disrupts enemy movement and operations using persistent and nonpersistent chemical weapons. 1. Delivers chemical agents in low and densely wooded areas. 2. Delays the movement of enemy supplies and equipment to the forward areas. 3. Restricts the movement of the enemy units in the rear area. 4. Channels the movement of enemy units into predesignated ambush areas. 5. Contaminates enemy supplies and equipment. 6. Inflicts a high rate of casualties on enemy forces.

**TASK:** Disrupt Movement (5-OPFOR-0014)

**CONDITION:** The enemy is expected to move through the opposing forces (OPFOR) element's area of operations. The OPFOR element has received an operation order (OPORD) or fragmentary order (FRAGO) to disrupt enemy movement. The enemy has the capability to defend with direct fire and antiarmor weapons.

**STANDARD:** The OPFOR element delays enemy movement. 1. Delays the element. 2. Forces the element to deviate from its route. 3. Prevents the element from reaching its destination. 4. Surprises the element's main body.

**TASK:** Counter Passage of Lines (5-OPFOR-0012)

**CONDITION:** Enemy forces are in defensive positions, but they are expected to attempt passage-of-lines operations. The opposing forces (OPFOR) received orders to disrupt enemy passage-of-lines operations.

**STANDARD:** The OPFOR element delays or prevents enemy passage of lines. 1. Delays the passage. 2. Prevents the company from moving all personnel through the stationary unit. 3. Engages the main body of either the moving or the stationary unit.

**TASK:** Disrupt Assembly Area (AA) Activities (5-OPFOR-0013)

**CONDITION:** Intelligence reports indicate that platoon- and company-size enemy units are operating in the opposing forces (OPFOR) area of operations. Enemy units can defend from AAs with direct fire, antiarmor weapons, and indirect fire. The enemy has close air support (CAS) and nuclear, biological, and chemical (NBC) capabilities.

**STANDARD:** The OPFOR element locates and disrupts the enemy's AA activities. 1. Locates the element's AA. 2. Probes the AA with squad- or team-size elements. 3. Inflicts more than 5 percent casualties on the element. 4. Disrupts the element's preparations (prevents or delays beyond the element's allotted time).

**TASK:** Attack (5-OPFOR-0001)

**CONDITION:** The opposing forces (OPFOR) element has located the enemy. The priority intelligence requirements (PIR) and other intelligence requirements have been obtained by OPFOR patrols. The OPFOR element has automatic and antiarmor weapons and light mortars.

**STANDARD:** The OPFOR element attempts to seize the terrain, vehicles, or equipment. 1. Develops an attack plan. 2. Surprises the enemy unit's main body. 3. Initiates the attack using a scheme of maneuver that exploits the enemy's flanks, gaps, and weaknesses. 4. Uses covered and concealed routes to approach the enemy forces' flanks, gaps, or weakly held areas. 5. Employs indirect fire to support the attack. 6. Penetrates enemy defenses. 7. Destroys equipment and supplies. 8. Inflicts heavy casualties. 9. Isolates the combat service support (CSS) base by blocking reinforcements. 10. Forces enemy units to displace. 11. Avoids being fixed in one position. 12. Withdraws before the CSS base is reinforced with tactical combat forces.

**TASK:** Conduct Air Attacks (5-OPFOR-0002)

**CONDITION:** The opposing forces (OPFOR) element in the rear area has forwarded the positions of the enemy support sites or the locations of moving elements. The OPFOR aircraft have been dispatched to attack enemy installations or convoys.

**STANDARD:** The OPFOR element attempts to delay, disrupt, or damage the enemy targets by air. 1. Locates the target (support sites or convoys). 2. Makes attack runs on the designated targets. 3. Inflicts heavy damage to the selected target. 4. Sustains no loss of aircraft. 5. Delays moving the force for more than one hour.

**TASK:** Conduct Sniper Operations (5-OPFOR-0006)

**CONDITION:** The opposing forces (OPFOR) element has assigned snipers (regular or irregular elements) in the enemy's rear area along the main supply route (MSR) and near support sites.

**STANDARD:** The OPFOR element kills or wounds targets. 1. Sets up a well-concealed location. 2. Engages vehicle drivers or personnel on foot with short bursts of semiautomatic fire. 3. Kills or wounds selected targets. 4. Prevents the position from being discovered by enemy forces. 5. Evacuates the area without being spotted. 6. Reports all specified priority intelligence requirements (PIR) and other intelligence requirements to the OPFOR headquarters (HQ).

**TASK:** Disrupt a Route Reconnaissance (5-OPFOR-0021)

**CONDITION:** The enemy is conducting a route reconnaissance. The opposing forces (OPFOR) element is positioned along the enemy's route.

**STANDARD:** The OPFOR element attempts to disrupt a squad/section conducting a route reconnaissance. 1. Prevents the unit from meeting its specified time schedule. 2. Forces the unit to deviate from its specified route. 3. Prevents the unit from reaching its assigned destination. 4. Surprises the squad/section. 5. Inflicts casualties on the unit.

**ELEMENTS:** Team Headquarters  
Heavy Diving Section

**TASK:** Perform Salvage/Recovery Operations (05-5-0971)  
(FM 20-11) (AR 611-75) (FM 5-125)

**ITERATION:** 1 2 3 4 5 M (Circle)

**COMMANDER/LEADER ASSESSMENT:** T P U (Circle)

**CONDITIONS:** Given an operation order (OPORD), equipment (tugs, salvage equipment, and cranes), and a secured site in a tactical environment. Some iterations of this task should be performed in MOPP4.

**TASK STANDARDS:** The team refloated the vessel(s), removing obstacles and recovering personnel and equipment. The time required to perform this task is increased when conducting it in mission-oriented protection posture (MOPP) 4.

TASK STEPS AND PERFORMANCE MEASURES	GO	NO-GO
<p>* 1. The team leader plans salvage and recovery operations based on the OPORD in one or more of the following:</p> <ul style="list-style-type: none"> <li>a. Harbor clearance.</li> <li>b. Sunken ships.</li> <li>c. Patching.</li> <li>d. Buoyancy restoration.</li> <li>e. Heavy salvage rigging/lifting.</li> <li>f. Righting capsized ships.</li> <li>g. In-place destroying.</li> <li>h. Stability (gain or maintain).</li> <li>i. Stranded ships (anchors and refloats).</li> </ul> <p>* 2. The team leader directs the team to conduct a survey and assess the site for planning.</p> <p>3. The team conducts the survey.</p> <p>* 4. The team leader prepares for salvage and recovery operations.</p> <ul style="list-style-type: none"> <li>a. Planned the operation.</li> <li>b. Prepared and issued the OPORD.</li> </ul> <p>* 5. The team leader directed the team to execute the plan.</p> <p>6. The team performs as required.</p> <ul style="list-style-type: none"> <li>a. Fabricated patches and cofferdams.</li> <li>b. Rigger heavy salvage gear (such as, beach gear, block and tackle systems, and cradles).</li> <li>c. Patched (welds, tooker, bucket).</li> <li>d. Dewatered using pumps.</li> <li>e. Performed jetting and mud hog operations.</li> <li>f. Employed demolitions for moving superstructures and impalements to the ship's hull.</li> <li>g. Cut and welded.</li> <li>h. Employed lift bags and/or used available resources (such as, tugs or cranes).</li> <li>i. Conducted a jack stay, circle search for personnel.</li> </ul> <p>NOTE: Personnel recovered are moved to the surface where graves registration (GRREG) teams begin operations.</p>		

TASK STEPS AND PERFORMANCE MEASURES	GO	NO-GO
j. Sent reports to higher headquarters (HQ) according to the unit standing operating procedure (SOP).		

TASK PERFORMANCE / EVALUATION SUMMARY BLOCK							
ITERATION	1	2	3	4	5	M	TOTAL
TOTAL TASK STEPS EVALUATED							
TOTAL TASK STEPS "GO"							
TRAINING STATUS "GO"/"NO-GO"							

"\*" indicates a leader task step.

**SUPPORTING INDIVIDUAL TASKS: NONE**

**SUPPORTING COLLECTIVE TASKS**

Task Number	Task Title	References
05-2-7008	Prepare an Operation Order (OPORD) (Company/Platoon)	ARTEP 5-026-34-MTP  ARTEP 5-027-10-MTP ARTEP 5-027-35-MTP ARTEP 5-053-11-MTP ARTEP 5-053-12-MTP ARTEP 5-053-35-MTP ARTEP 5-063-10-MTP ARTEP 5-063-11-MTP ARTEP 5-063-35-MTP ARTEP 5-113-11-MTP ARTEP 5-113-12-MTP ARTEP 5-113-35-MTP ARTEP 5-145-12-MTP ARTEP 5-145-32-MTP ARTEP 5-156-34-MTP ARTEP 5-157-10-MTP ARTEP 5-157-35-MTP ARTEP 5-216-34-MTP ARTEP 5-217-10-MTP ARTEP 5-217-35-MTP ARTEP 5-335-60-MTP ARTEP 5-335-65-MTP ARTEP 5-335-70-MTP ARTEP 5-336-34-MTP ARTEP 5-337-10-MTP ARTEP 5-337-35-MTP ARTEP 5-413-35-MTP ARTEP 5-416-14-MTP ARTEP 5-416-34-MTP ARTEP 5-417-13-MTP ARTEP 5-423-11-MTP



**SUPPORTING COLLECTIVE TASKS**

Task Number	Task Title	References
		ARTEP 5-423-35-MTP
		ARTEP 5-424-35-MTP
		ARTEP 5-426-34-MTP
		ARTEP 5-427-10-MTP
		ARTEP 5-427-35-MTP
		ARTEP 5-434-35-MTP
		ARTEP 5-436-35-MTP
		ARTEP 5-436-37-MTP
		ARTEP 5-437-10-MTP
		ARTEP 5-437-11-MTP
		ARTEP 5-437-36-MTP
		ARTEP 5-437-38-MTP
		ARTEP 5-443-10-MTP
		ARTEP 5-443-12-MTP
		ARTEP 5-443-14-MTP
		ARTEP 5-446-34-MTP
		ARTEP 5-446-36-MTP
		ARTEP 5-447-10-MTP
		ARTEP 5-447-11-MTP
		ARTEP 5-447-35-MTP
		ARTEP 5-447-37-MTP
		ARTEP 5-463-10-MTP
		ARTEP 5-463-12-MTP
		ARTEP 5-463-15-MTP
		ARTEP 5-463-17-MTP
		ARTEP 5-463-35-MTP
		ARTEP 5-463-36-MTP
		ARTEP 5-473-35-MTP
		ARTEP 5-493-38-MTP
		ARTEP 5-500-66-MTP
		ARTEP 5-520-10-MTP
		ARTEP 5-520-12-MTP
		ARTEP 5-520-14-MTP
		ARTEP 5-530-14-MTP
		ARTEP 5-530-16-MTP
		ARTEP 5-540-14-MTP
		ARTEP 5-603-35-MTP
		ARTEP 5-606-34-MTP
		ARTEP 5-607-35-MTP
		ARTEP 5-608-35-MTP
		ARTEP 5-616-34-MTP
		ARTEP 5-617-10-MTP
		ARTEP 5-617-11-MTP
		ARTEP 5-617-35-MTP

**OPFOR TASKS AND STANDARDS: NONE**

**ELEMENTS:** Team Headquarters  
Heavy Diving Section

**TASK:** Employ Support Equipment (05-5-0983)  
(FM 20-11) (AR 611-75)

**ITERATION:** 1 2 3 4 5 (Circle)

**COMMANDER/LEADER ASSESSMENT:** T P U (Circle)

**CONDITIONS:** Given the required nonlife support equipment, an operation order (OPORD), and the location of an established diving station. The area is secured, or a security team is provided by the requesting organization. This task should not be trained in MOPP4.

**TASK STANDARDS:** The team uses specialized equipment according to the applicable technical manuals (TMs), standing operating procedures (SOPs), or commercial operation manuals.

TASK STEPS AND PERFORMANCE MEASURES	GO	NO-GO
<p>* 1. The team supervisor directs the preventive-maintenance checks and services (PMCS), assembly, and operation of equipment and ensures that all safety devices are on hand and in functional condition.</p> <p>2. The team performs PMCS, assembles, and operates equipment within required safety parameters.</p> <p>3. The team sets up and operates cutting and welding equipment per equipment specifications for surface use. For underwater operations, the team--</p> <ul style="list-style-type: none"> <li>a. Connected cables securely and provided insulation to prevent water intrusion.</li> <li>b. Used a minimum amperage rating required for welding.</li> <li>c. Installed the knife switch and ensured that the operator was insulated (rubber gloves, mat).</li> <li>d. Used and operated the high-flow oxygen regulator.</li> <li>e. Set the polarity for the rod type.</li> <li>f. Tended hoses and cables to the operation site.</li> <li>g. Observed all safety practices and terminology for underwater cutting and welding.</li> </ul> <p>4. The team sets up and operates a small boat with an outboard motor.</p> <ul style="list-style-type: none"> <li>a. Inflated the boat and placed floor boards, if required.</li> <li>b. Backed a rigid hull boat to the water and launched it.</li> <li>c. Mounted, secured, and started the engine before launching.</li> <li>d. Operated the small boat in and around the harbor and safely entered and exited the surf zone.</li> </ul> <p>NOTE: Ensure that the boat has all required safety equipment.</p> <p>5. The team sets up and operates hydraulic equipment for underwater use.</p> <ul style="list-style-type: none"> <li>a. Connected and disconnected hydraulic hoses and tools safely.</li> <li>b. Tested hydraulic tools before giving them to the diver.</li> <li>c. Lowered, retrieved, and tended hydraulic tools to the diver.</li> <li>d. Operated hydraulic tools underwater safely.</li> </ul> <p>6. The team sets up and operates salvage pumps.</p> <ul style="list-style-type: none"> <li>a. Connected the suction valve to the suction hose, connected the hose to the pump, and subsequently placed the foot valve into the water at a minimum depth of 2 feet.</li> </ul>		

TASK STEPS AND PERFORMANCE MEASURES	GO	NO-GO
b. Primed the pump housing and the intake hose. c. Connected valves, discharge hoses, and nozzles to the pump.  7. The team sets up and operates various types of underwater locating and recording devices.  8. The team sets up and operates various types of salvage-lifting devices. a. Checked components, including the chain, for condition and wear. b. Computed the safe working load of components and the connecting hardware, including the wire rope and the synthetic line. c. Checked connecting hardware, including knots and eye splices, for compatibility.  9. The team sets up and operates concrete pumps. a. Connected the safety mouse (wire) connections. b. Used eye protection. c. Checked the slump of the concrete before pumping. d. Lubricated the pump with slurry.  10. The team disassembles, performs PMCS on, and properly stores all equipment.		

TASK PERFORMANCE / EVALUATION SUMMARY BLOCK							
ITERATION	1	2	3	4	5		TOTAL
TOTAL TASK STEPS EVALUATED							
TOTAL TASK STEPS "GO"							
TRAINING STATUS "GO"/"NO-GO"							

"\*" indicates a leader task step.

**SUPPORTING INDIVIDUAL TASKS: NONE**

**SUPPORTING COLLECTIVE TASKS**

Task Number	Task Title	References
05-4-1005	Perform Preventive-Maintenance Checks and Services (PMCS)	ARTEP 5-463-10-MTP  ARTEP 5-473-35-MTP

**OPFOR TASKS AND STANDARDS**

**TASK:** Conduct an Aerial Reconnaissance (5-OPFOR-0010)

**CONDITION:** The opposing forces (OPFOR) headquarters (HQ) element requires intelligence on the locations and identification of enemy elements. An aircraft is dispatched to take photographs and make a visual inspection of the enemy rear area.

**STANDARD:** The OPFOR element gathers photograph intelligence of the enemy. 1. Photographs the assigned sectors. 2. Makes quick visual checks where the ceiling is low. 3. Locates enemy positions in the area, particularly support and storage bases, and command and control (C2) facilities. 4. Sustains no loss of aircraft. 5. Reports priority intelligence requirements (PIR) and other information requirements to the OPFOR HQ.

**TASK:** Surrender to the Capturing Unit on the Battlefield (5-OPFOR-0024)

**CONDITION:** The enemy has captured the opposing forces (OPFOR) element's soldiers, documents, and equipment sensitive to the OPFOR tactical operations.

**STANDARD:** The OPFOR soldiers retain or destroy documents and equipment. The OPFOR element surrenders documents and equipment of no tactical use to the enemy and attempts to conceal or destroy items of tactical value. The OPFOR element attempts escape and evasion. 1. Prevents the successful capture of documents and equipment. 2. Destroys documents and equipment. 3. Removes identifying markings from equipment. 4. Removes unit-identifying insignia. 5. Provides misleading information. 6. Plans an escape. 7. Delays movement to the nearest collection point. 8. Prevents safeguarding of enemy prisoners of war (EPWs) in order to cause embarrassment to the United States (US).

**TASK:** Conduct a Raid (5-OPFOR-0004)

**CONDITION:** The opposing forces (OPFOR) element has occupied an objective rally point and has orders to conduct a raid on a combat service support (CSS) base.

**STANDARD:** The OPFOR element infiltrates the enemy's base and destroys all of the targets. 1. Surprises the enemy forces. 2. Assaults the support base and accomplishes the assigned tasks. 3. Destroys the specified equipment and supplies. 4. Avoids being decisively engaged. 5. Withdraws all personnel from the objective areas within the time prescribed. 6. Obtains all priority intelligence requirements (PIR) from the raid site. 7. Sustains only light casualties from enemy fire.

**TASK:** Defeat Obstacles (5-OPFOR-0009)

**CONDITION:** The opposing forces (OPFOR) element encounters an obstacle that blocks the avenue of approach as it advances upon the enemy forces.

**STANDARD:** The OPFOR element bypasses or breaches the enemy obstacle. 1. Detects the obstacle before halting its main body. 2. Defeats the obstacle. a. Bypasses the obstacle without entering the engagement areas. b. Breaches the obstacle within 45 minutes and passes its entire force through the obstacle. 3. Does not incur degradation to the point that the mission must be discontinued.

**TASK:** Conduct an Attack (5-OPFOR-0008)

**CONDITION:** The enemy is conducting tactical operations. The opposing forces (OPFOR) element receives orders to attack the enemy, the area of occupation, or the main supply route (MSR) with smoke.

**STANDARD:** The OPFOR element disrupts the enemy's movement and smoke operations. 1. Determines the delivery method of the smoke attack. 2. Locates the target. 3. Delivers the smoke attack downwind. 4. Attacks the enemy with smoke, and surge attacks when the enemy responds to the smoke.

**TASK:** Disrupt Construction of Vehicle Fighting Positions (5-OPFOR-0020)

**CONDITION:** The opposing forces (OPFOR) element has located the enemy. The priority intelligence requirements (PIR) and other intelligence obtained by OPFOR patrols indicate the enemy is constructing vehicle fighting positions within its defensive area. The OPFOR element has automatic and antiarmor weapons and light mortars.

**STANDARD:** The OPFOR element attempts to disrupt the enemy's efforts to establish vehicle fighting positions. 1. Locates the defensive area. 2. Surprises the main body. 3. Penetrates the defensive area with squad-size probes. 4. Inflicts casualties on the unit. 5. Destroys vehicles. 6. Disrupts the unit's preparations (prevents or delays beyond the unit's allotted time).

**TASK:** Disrupt an Engineer Reconnaissance (5-OPFOR-0022)

**CONDITION:** The enemy is conducting an engineer reconnaissance. The opposing forces (OPFOR) element is positioned along the enemy's route.

**STANDARD:** The OPFOR element disrupts an engineer reconnaissance. 1. Prevents the unit from meeting its specified time schedule. 2. Forces the unit to deviate from its specified route. 3. Prevents the unit from accomplishing its assigned engineer reconnaissance. 4. Surprises the unit conducting the reconnaissance.

**TASK:** Conduct an Ambush (5-OPFOR-0007)

**CONDITION:** The enemy is moving in a convoy. The opposing forces (OPFOR) element is positioned along the enemy's route.

**STANDARD:** The OPFOR element inflicts casualties on the enemy and causes vehicle and equipment damage. 1. Prepares an ambush site before the element arrives. 2. Surprises march element forces. 3. Inflicts heavy casualties within the designated kill zone. 4. Inflicts heavy damage to vehicles and equipment within the designated kill zone. 5. Delays the march element from reaching a specified destination for a specified period of time. 6. Withdraws on order. 7. Sustains no casualties. 8. Reports actions to superiors.

**TASK:** Conduct Terrorist and Saboteur Attacks (5-OPFOR-0005)

**CONDITION:** The opposing forces (OPFOR) element dispatches small teams into the enemy's rear area to disrupt combat service support (CSS) operations.

**STANDARD:** The enemy sustains disrupted command and control (C2), destroyed equipment and supplies, and light casualties. 1. Locates rear support bases and C2 facilities. 2. Delays and disrupts CSS operations through probes. 3. Infiltrates CSS bases to conduct sabotage and terrorist activities. 4. Inflicts light casualties. 5. Destroys supplies and equipment.

**TASK:** Defend a Minefield (5-OPFOR-0023)

**CONDITION:** The enemy is conducting a minefield sweeping operation. The opposing forces (OPFOR) element has a minefield placed in the enemy's path. The minefield is under constant observation and fire.

**STANDARD:** The OPFOR element defends a minefield against an enemy element conducting a minefield sweeping operation. 1. Prevents the unit from detecting the obstacle. 2. Disrupts the minefield sweeping operation. 3. Prevents the unit from conducting the minefield sweeping operation, prevents the unit from moving all personnel through the breach or delays the completion of the minefield sweeping operation for more than 45 minutes.

**TASK:** Maintain Contact (5-OPFOR-0003)

**CONDITION:** The opposing forces (OPFOR) element is engaged with enemy base defense forces. The enemy forces are withdrawing under pressure.

**STANDARD:** The OPFOR element maintains enemy contact while the enemy withdraws. 1. Engages the enemy forces decisively. 2. Advances the OPFOR as the enemy forces withdraw. 3. Inflicts heavy casualties. 4. Captures the members of the enemy force. 5. Captures documents and equipment. 6. Safeguards captured documents, equipment, and personnel.

**TASK:** Disrupt a Net Control Station (NCS) (5-OPFOR-0019)

**CONDITION:** The enemy has established a NCS. The opposing forces (OPFOR) element has radio and jamming equipment.

**STANDARD:** The OPFOR element attempts to disrupt an NCS. 1. Attempts to locate the radio frequency that the unit is operating on. 2. Attempts to enter the radio net. 3. Attempts to issue "bogus" orders to a unit on the net. 4. Jams the radio frequency and forces the unit to go to an alternate frequency.

**TASK:** Disrupt Defensive Preparations (5-OPFOR-0018)

**CONDITION:** The opposing forces (OPFOR) element has located the enemy. Priority intelligence requirements (PIR) and other intelligence requirements obtained by OPFOR patrols indicate that the enemy elements are establishing defensive positions. The OPFOR element has automatic and antiarmor weapons and light mortars.

**STANDARD:** The OPFOR element disrupts and delays the enemy's defensive preparations. 1. Locates and penetrates the enemy's security system. 2. Forces the enemy to delay defensive preparations. 3. Disrupts the enemy's obstacle preparations.

**TASK:** Disrupt Enemy Movement and Operations Using Tactical Nuclear Weapons (5-OPFOR-0016)

**CONDITION:** The opposing forces (OPFOR) element has located the enemy. Priority intelligence requirements (PIR) and other intelligence requirements have been obtained by OPFOR patrols. Tactical nuclear weapons are employed against key locations in the rear area.

**STANDARD:** The OPFOR element disrupts enemy movement and operations. 1. Disrupts or delays the movement of the enemy's equipment and supplies to the forward areas. 2. Destroys enemy equipment and supplies. 3. Inflicts a high rate of nuclear casualties among the enemy forces. 4. Denies the enemy the use of specified areas. 5. Contaminates the enemy's equipment and supplies.

**TASK:** Disrupt Quarters Party Operations (5-OPFOR-0017)

**CONDITION:** The enemy is conducting quarters party operations. It has established an assembly area (AA) but has not moved in the main body.

**STANDARD:** The opposing forces (OPFOR) element attempts to disrupt quarters party operations and infiltrate the enemy's AA. 1. Locates the quarters party and the AA. 2. Surprises the main body. 3. Penetrates the AA with squad-size probes. 4. Inflicts personnel casualties and vehicle damage. 5. Disrupts the unit's preparations (prevents or delays beyond the unit's allotted time).

**TASK:** Disrupt Enemy Movement and Operations Using Persistent and Nonpersistent Chemical Weapons (5-OPFOR-0015)

**CONDITION:** The opposing forces (OPFOR) element has located the enemy. Priority intelligence requirements (PIR) and other intelligence requirements have been obtained by OPFOR patrols. The OPFOR units deliver chemical agents, by means of conventional artillery weapons or aircraft, along selected supply routes and key bases in the rear area.

**STANDARD:** The OPFOR element disrupts enemy movement and operations using persistent and nonpersistent chemical weapons. 1. Delivers chemical agents in low and densely wooded areas. 2. Delays the movement of enemy supplies and equipment to the forward areas. 3. Restricts the movement of the enemy units in the rear area. 4. Channels the movement of enemy units into predesignated ambush areas. 5. Contaminates enemy supplies and equipment. 6. Inflicts a high rate of casualties on enemy forces.

**TASK:** Disrupt Movement (5-OPFOR-0014)

**CONDITION:** The enemy is expected to move through the opposing forces (OPFOR) element's area of operations. The OPFOR element has received an operation order (OPORD) or fragmentary order (FRAGO) to disrupt enemy movement. The enemy has the capability to defend with direct fire and antiarmor weapons.

**STANDARD:** The OPFOR element delays enemy movement. 1. Delays the element. 2. Forces the element to deviate from its route. 3. Prevents the element from reaching its destination. 4. Surprises the element's main body.

**TASK:** Counter Passage of Lines (5-OPFOR-0012)

**CONDITION:** Enemy forces are in defensive positions, but they are expected to attempt passage-of-lines operations. The opposing forces (OPFOR) received orders to disrupt enemy passage-of-lines operations.

**STANDARD:** The OPFOR element delays or prevents enemy passage of lines. 1. Delays the passage. 2. Prevents the company from moving all personnel through the stationary unit. 3. Engages the main body of either the moving or the stationary unit.

**TASK:** Disrupt Assembly Area (AA) Activities (5-OPFOR-0013)

**CONDITION:** Intelligence reports indicate that platoon- and company-size enemy units are operating in the opposing forces (OPFOR) area of operations. Enemy units can defend from AAs with direct fire, antiarmor weapons, and indirect fire. The enemy has close air support (CAS) and nuclear, biological, and chemical (NBC) capabilities.

**STANDARD:** The OPFOR element locates and disrupts the enemy's AA activities. 1. Locates the element's AA. 2. Probes the AA with squad- or team-size elements. 3. Inflicts more than 5 percent casualties on the element. 4. Disrupts the element's preparations (prevents or delays beyond the element's allotted time).

**TASK:** Attack (5-OPFOR-0001)

**CONDITION:** The opposing forces (OPFOR) element has located the enemy. The priority intelligence requirements (PIR) and other intelligence requirements have been obtained by OPFOR patrols. The OPFOR element has automatic and antiarmor weapons and light mortars.

**STANDARD:** The OPFOR element attempts to seize the terrain, vehicles, or equipment. 1. Develops an attack plan. 2. Surprises the enemy unit's main body. 3. Initiates the attack using a scheme of maneuver that exploits the enemy's flanks, gaps, and weaknesses. 4. Uses covered and concealed routes to approach the enemy forces' flanks, gaps, or weakly held areas. 5. Employs indirect fire to support the attack. 6. Penetrates enemy defenses. 7. Destroys equipment and supplies. 8. Inflicts heavy casualties. 9. Isolates the combat service support (CSS) base by blocking reinforcements. 10. Forces enemy units to displace. 11. Avoids being fixed in one position. 12. Withdraws before the CSS base is reinforced with tactical combat forces.

**TASK:** Conduct Air Attacks (5-OPFOR-0002)

**CONDITION:** The opposing forces (OPFOR) element in the rear area has forwarded the positions of the enemy support sites or the locations of moving elements. The OPFOR aircraft have been dispatched to attack enemy installations or convoys.

**STANDARD:** The OPFOR element attempts to delay, disrupt, or damage the enemy targets by air. 1. Locates the target (support sites or convoys). 2. Makes attack runs on the designated targets. 3. Inflicts heavy damage to the selected target. 4. Sustains no loss of aircraft. 5. Delays moving the force for more than one hour.

**TASK:** Conduct Sniper Operations (5-OPFOR-0006)

**CONDITION:** The opposing forces (OPFOR) element has assigned snipers (regular or irregular elements) in the enemy's rear area along the main supply route (MSR) and near support sites.

**STANDARD:** The OPFOR element kills or wounds targets. 1. Sets up a well-concealed location. 2. Engages vehicle drivers or personnel on foot with short bursts of semiautomatic fire. 3. Kills or wounds selected targets. 4. Prevents the position from being discovered by enemy forces. 5. Evacuates the area without being spotted. 6. Reports all specified priority intelligence requirements (PIR) and other intelligence requirements to the OPFOR headquarters (HQ).

**TASK:** Disrupt a Route Reconnaissance (5-OPFOR-0021)

**CONDITION:** The enemy is conducting a route reconnaissance. The opposing forces (OPFOR) element is positioned along the enemy's route.

**STANDARD:** The OPFOR element attempts to disrupt a squad/section conducting a route reconnaissance. 1. Prevents the unit from meeting its specified time schedule. 2. Forces the unit to deviate from its specified route. 3. Prevents the unit from reaching its assigned destination. 4. Surprises the squad/section. 5. Inflicts casualties on the unit.



**ELEMENTS:** Team Headquarters  
Heavy Diving Section

**TASK:** Deploy the Single Anchor Leg Moor (SALM) in Support of Offshore Petroleum Discharge System (OPDS) Operations (05-5-0984)  
(FM 5-482) (FM 20-11)

**ITERATION:** 1 2 3 4 5 (Circle)

**COMMANDER/LEADER ASSESSMENT:** T P U (Circle)

**CONDITIONS:** Given the required nonlife support equipment, an operation order (OPORD), and the location of an established diving station. The area is secured, or a security team is provided by the requesting organization. This task should not be trained in MOPP4.

**TASK STANDARDS:** The team installs the SALM, using specialized equipment according to the applicable technical manuals (TMs), standing operating procedures (SOPs), or commercial operation manuals.

TASK STEPS AND PERFORMANCE MEASURES	GO	NO-GO
<p>* 1. The team supervisor directs the preventive-maintenance checks and services (PMCS), assembly, and operation of equipment and ensures that all safety devices are on hand and functional.</p> <p>2. The team performs PMCS, assembles, and operates equipment within the required safety parameters.</p> <p>3. The team performs predeployment procedures for Offshore Petroleum Discharge Systems (OPDS) and the SALM.</p> <ul style="list-style-type: none"> <li>a. Conducted presail inventory onboard the OPDS tanker to ensure that all equipment was onboard prior to sailing.</li> <li>b. Inspected OPDS diver-related equipment/tools onboard the tanker during activation.</li> <li>c. Checked with the maritime administration for procurement of missing/damaged equipment/tools.</li> </ul> <p>4. The team conducts a hydrographic/side scan survey of OPDS installation sites.</p> <ul style="list-style-type: none"> <li>a. Conducted survey of the deployment site for the SALM.</li> <li>b. Conducted survey of sites suitable for a tanker 4-point moor.</li> <li>c. Surveyed sites for an OPDS conduit pipeline route.</li> </ul> <p>NOTE: The SALM survey is the most sensitive and is conducted first.</p> <p>5. The team prepares to deploy the SALM.</p> <ul style="list-style-type: none"> <li>a. Rigged the SALM for launch from the tanker or towed it to the installation site.</li> <li>b. Assisted in deployment of the conduit using the conduit-flooding buoy, if required.</li> <li>c. Inspected and stabilized conduit on the sea floor.</li> <li>d. Positioned the SALM at the installation site.</li> </ul> <p>6. The team deploys the SALM.</p> <ul style="list-style-type: none"> <li>a. Determined the method used to submerge the SALM based on the water depth.</li> <li>b. Deployed the pigtail hose.</li> <li>c. Deployed the submarine hose.</li> <li>d. Flooded the hull tanks in sequential order to place the SALM on the bottom.</li> </ul>		

TASK STEPS AND PERFORMANCE MEASURES	GO	NO-GO
<p>e. Made the SALM hard on the bottom by flooding the buoyancy tanks.</p> <p>7. The team maintains the SALM and performs--</p> <ul style="list-style-type: none"> <li>a. Initial startup inspection (SALM on bottom).</li> <li>b. Bimonthly inspection on the submarine hose, flange joints, floating hose, and conduit profile.</li> <li>c. Monthly inspection on buoys and the submarine hose.</li> <li>d. Quarterly inspection on the mooring base and the product swivel.</li> <li>e. Semiannual inspection the on anchor chain, U joints, and the product swivel.</li> <li>f. A full inspection after all storms or a collision.</li> </ul> <p>NOTE: Inspections are conducted at the intervals stated in the outline, or for the reasons stated in Step 7f.</p> <p>8. The team recovers the SALM.</p> <ul style="list-style-type: none"> <li>a. Conducted preretrieval procedures.</li> <li>b. Deballasted buoyancy tanks in sequential order to make the SALM soft on the bottom.</li> <li>c. Deballasted the hull tanks in sequential order to bring the SALM to the surface.</li> <li>d. Checked connecting hardware, including knots and eye splices, for compatibility.</li> <li>e. Prepared the SALM for tow or recovery on the tanker.</li> <li>f. Recovered or towed the SALM.</li> <li>g. Prepared the SALM for redeployment.</li> </ul> <p>9. The team disassembles, performs PMCS on, and properly stores all equipment.</p>		

TASK PERFORMANCE / EVALUATION SUMMARY BLOCK							
ITERATION	1	2	3	4	5		TOTAL
TOTAL TASK STEPS EVALUATED							
TOTAL TASK STEPS "GO"							
TRAINING STATUS "GO"/"NO-GO"							

"\*" indicates a leader task step.

**SUPPORTING INDIVIDUAL TASKS: NONE**

**SUPPORTING COLLECTIVE TASKS**

Task Number	Task Title	References
05-4-1005	Perform Preventive-Maintenance Checks and Services (PMCS)	ARTEP 5-463-10-MTP ARTEP 5-473-35-MTP

**OPFOR TASKS AND STANDARDS**

**TASK:** Conduct a Raid (5-OPFOR-0004)

**CONDITION:** The opposing forces (OPFOR) element has occupied an objective rally point and has orders to conduct a raid on a combat service support (CSS) base.

**STANDARD:** The OPFOR element infiltrates the enemy's base and destroys all of the targets. 1. Surprises the enemy forces. 2. Assaults the support base and accomplishes the assigned tasks. 3. Destroys the specified equipment and supplies. 4. Avoids being decisively engaged. 5. Withdraws all personnel from the objective areas within the time prescribed. 6. Obtains all priority intelligence requirements (PIR) from the raid site. 7. Sustains only light casualties from enemy fire.

**TASK:** Defeat Obstacles (5-OPFOR-0009)

**CONDITION:** The opposing forces (OPFOR) element encounters an obstacle that blocks the avenue of approach as it advances upon the enemy forces.

**STANDARD:** The OPFOR element bypasses or breaches the enemy obstacle. 1. Detects the obstacle before halting its main body. 2. Defeats the obstacle. a. Bypasses the obstacle without entering the engagement areas. b. Breaches the obstacle within 45 minutes and passes its entire force through the obstacle. 3. Does not incur degradation to the point that the mission must be discontinued.

**TASK:** Conduct an Attack (5-OPFOR-0008)

**CONDITION:** The enemy is conducting tactical operations. The opposing forces (OPFOR) element receives orders to attack the enemy, the area of occupation, or the main supply route (MSR) with smoke.

**STANDARD:** The OPFOR element disrupts the enemy's movement and smoke operations. 1. Determines the delivery method of the smoke attack. 2. Locates the target. 3. Delivers the smoke attack downwind. 4. Attacks the enemy with smoke, and surge attacks when the enemy responds to the smoke.

**TASK:** Conduct an Ambush (5-OPFOR-0007)

**CONDITION:** The enemy is moving in a convoy. The opposing forces (OPFOR) element is positioned along the enemy's route.

**STANDARD:** The OPFOR element inflicts casualties on the enemy and causes vehicle and equipment damage. 1. Prepares an ambush site before the element arrives. 2. Surprises march element forces. 3. Inflicts heavy casualties within the designated kill zone. 4. Inflicts heavy damage to vehicles and equipment within the designated kill zone. 5. Delays the march element from reaching a specified destination for a specified period of time. 6. Withdraws on order. 7. Sustains no casualties. 8. Reports actions to superiors.

**TASK:** Conduct Terrorist and Saboteur Attacks (5-OPFOR-0005)

**CONDITION:** The opposing forces (OPFOR) element dispatches small teams into the enemy's rear area to disrupt combat service support (CSS) operations.

**STANDARD:** The enemy sustains disrupted command and control (C2), destroyed equipment and supplies, and light casualties. 1. Locates rear support bases and C2 facilities. 2. Delays and disrupts CSS operations through probes. 3. Infiltrates CSS bases to conduct sabotage and terrorist activities. 4. Inflicts light casualties. 5. Destroys supplies and equipment.

**TASK:** Defend a Minefield (5-OPFOR-0023)

**CONDITION:** The enemy is conducting a minefield sweeping operation. The opposing forces (OPFOR) element has a minefield placed in the enemy's path. The minefield is under constant observation and fire.

**STANDARD:** The OPFOR element defends a minefield against an enemy element conducting a minefield sweeping operation. 1. Prevents the unit from detecting the obstacle. 2. Disrupts the minefield sweeping operation. 3. Prevents the unit from conducting the minefield sweeping operation, prevents the unit from moving all personnel through the breach or delays the completion of the minefield sweeping operation for more than 45 minutes.

**TASK:** Maintain Contact (5-OPFOR-0003)

**CONDITION:** The opposing forces (OPFOR) element is engaged with enemy base defense forces. The enemy forces are withdrawing under pressure.

**STANDARD:** The OPFOR element maintains enemy contact while the enemy withdraws. 1. Engages the enemy forces decisively. 2. Advances the OPFOR as the enemy forces withdraw. 3. Inflicts heavy casualties. 4. Captures the members of the enemy force. 5. Captures documents and equipment. 6. Safeguards captured documents, equipment, and personnel.

**TASK:** Disrupt Construction of Vehicle Fighting Positions (5-OPFOR-0020)

**CONDITION:** The opposing forces (OPFOR) element has located the enemy. The priority intelligence requirements (PIR) and other intelligence obtained by OPFOR patrols indicate the enemy is constructing vehicle fighting positions within its defensive area. The OPFOR element has automatic and antiarmor weapons and light mortars.

**STANDARD:** The OPFOR element attempts to disrupt the enemy's efforts to establish vehicle fighting positions. 1. Locates the defensive area. 2. Surprises the main body. 3. Penetrates the defensive area with squad-size probes. 4. Inflicts casualties on the unit. 5. Destroys vehicles. 6. Disrupts the unit's preparations (prevents or delays beyond the unit's allotted time).

**TASK:** Disrupt an Engineer Reconnaissance (5-OPFOR-0022)

**CONDITION:** The enemy is conducting an engineer reconnaissance. The opposing forces (OPFOR) element is positioned along the enemy's route.

**STANDARD:** The OPFOR element disrupts an engineer reconnaissance. 1. Prevents the unit from meeting its specified time schedule. 2. Forces the unit to deviate from its specified route. 3. Prevents the unit from accomplishing its assigned engineer reconnaissance. 4. Surprises the unit conducting the reconnaissance.

**TASK:** Disrupt Quarters Party Operations (5-OPFOR-0017)

**CONDITION:** The enemy is conducting quarters party operations. It has established an assembly area (AA) but has not moved in the main body.

**STANDARD:** The opposing forces (OPFOR) element attempts to disrupt quarters party operations and infiltrate the enemy's AA. 1. Locates the quarters party and the AA. 2. Surprises the main body. 3. Penetrates the AA with squad-size probes. 4. Inflicts personnel casualties and vehicle damage. 5. Disrupts the unit's preparations (prevents or delays beyond the unit's allotted time).

**TASK:** Disrupt Defensive Preparations (5-OPFOR-0018)

**CONDITION:** The opposing forces (OPFOR) element has located the enemy. Priority intelligence requirements (PIR) and other intelligence requirements obtained by OPFOR patrols indicate that the enemy elements are establishing defensive positions. The OPFOR element has automatic and antiarmor weapons and light mortars.

**STANDARD:** The OPFOR element disrupts and delays the enemy's defensive preparations. 1. Locates and penetrates the enemy's security system. 2. Forces the enemy to delay defensive preparations. 3. Disrupts the enemy's obstacle preparations.

**TASK:** Disrupt Enemy Movement and Operations Using Tactical Nuclear Weapons (5-OPFOR-0016)

**CONDITION:** The opposing forces (OPFOR) element has located the enemy. Priority intelligence requirements (PIR) and other intelligence requirements have been obtained by OPFOR patrols. Tactical nuclear weapons are employed against key locations in the rear area.

**STANDARD:** The OPFOR element disrupts enemy movement and operations. 1. Disrupts or delays the movement of the enemy's equipment and supplies to the forward areas. 2. Destroys enemy equipment and supplies. 3. Inflicts a high rate of nuclear casualties among the enemy forces. 4. Denies the enemy the use of specified areas. 5. Contaminates the enemy's equipment and supplies.

**TASK:** Attack (5-OPFOR-0001)

**CONDITION:** The opposing forces (OPFOR) element has located the enemy. The priority intelligence requirements (PIR) and other intelligence requirements have been obtained by OPFOR patrols. The OPFOR element has automatic and antiarmor weapons and light mortars.

**STANDARD:** The OPFOR element attempts to seize the terrain, vehicles, or equipment. 1. Develops an attack plan. 2. Surprises the enemy unit's main body. 3. Initiates the attack using a scheme of maneuver that exploits the enemy's flanks, gaps, and weaknesses. 4. Uses covered and concealed routes to approach the enemy forces' flanks, gaps, or weakly held areas. 5. Employs indirect fire to support the attack. 6. Penetrates enemy defenses. 7. Destroys equipment and supplies. 8. Inflicts heavy casualties. 9. Isolates the combat service support (CSS) base by blocking reinforcements. 10. Forces enemy units to displace. 11. Avoids being fixed in one position. 12. Withdraws before the CSS base is reinforced with tactical combat forces.

**TASK:** Conduct Air Attacks (5-OPFOR-0002)

**CONDITION:** The opposing forces (OPFOR) element in the rear area has forwarded the positions of the enemy support sites or the locations of moving elements. The OPFOR aircraft have been dispatched to attack enemy installations or convoys.

**STANDARD:** The OPFOR element attempts to delay, disrupt, or damage the enemy targets by air. 1. Locates the target (support sites or convoys). 2. Makes attack runs on the designated targets. 3. Inflicts heavy damage to the selected target. 4. Sustains no loss of aircraft. 5. Delays moving the force for more than one hour.

**TASK:** Disrupt Enemy Movement and Operations Using Persistent and Nonpersistent Chemical Weapons (5-OPFOR-0015)

**CONDITION:** The opposing forces (OPFOR) element has located the enemy. Priority intelligence requirements (PIR) and other intelligence requirements have been obtained by OPFOR patrols. The OPFOR units deliver chemical agents, by means of conventional artillery weapons or aircraft, along selected supply routes and key bases in the rear area.

**STANDARD:** The OPFOR element disrupts enemy movement and operations using persistent and nonpersistent chemical weapons. 1. Delivers chemical agents in low and densely wooded areas. 2. Delays the movement of enemy supplies and equipment to the forward areas. 3. Restricts the movement of the enemy units in the rear area. 4. Channels the movement of enemy units into predesignated ambush areas. 5. Contaminates enemy supplies and equipment. 6. Inflicts a high rate of casualties on enemy forces.

**TASK:** Disrupt Movement (5-OPFOR-0014)

**CONDITION:** The enemy is expected to move through the opposing forces (OPFOR) element's area of operations. The OPFOR element has received an operation order (OPORD) or fragmentary order (FRAGO) to disrupt enemy movement. The enemy has the capability to defend with direct fire and antiarmor weapons.

**STANDARD:** The OPFOR element delays enemy movement. 1. Delays the element. 2. Forces the element to deviate from its route. 3. Prevents the element from reaching its destination. 4. Surprises the element's main body.

**TASK:** Counter Passage of Lines (5-OPFOR-0012)

**CONDITION:** Enemy forces are in defensive positions, but they are expected to attempt passage-of-lines operations. The opposing forces (OPFOR) received orders to disrupt enemy passage-of-lines operations.

**STANDARD:** The OPFOR element delays or prevents enemy passage of lines. 1. Delays the passage. 2. Prevents the company from moving all personnel through the stationary unit. 3. Engages the main body of either the moving or the stationary unit.

**TASK:** Disrupt Assembly Area (AA) Activities (5-OPFOR-0013)

**CONDITION:** Intelligence reports indicate that platoon- and company-size enemy units are operating in the opposing forces (OPFOR) area of operations. Enemy units can defend from AAs with direct fire, antiarmor weapons, and indirect fire. The enemy has close air support (CAS) and nuclear, biological, and chemical (NBC) capabilities.

**STANDARD:** The OPFOR element locates and disrupts the enemy's AA activities. 1. Locates the element's AA. 2. Probes the AA with squad- or team-size elements. 3. Inflicts more than 5 percent casualties on the element. 4. Disrupts the element's preparations (prevents or delays beyond the element's allotted time).

**TASK:** Conduct Sniper Operations (5-OPFOR-0006)

**CONDITION:** The opposing forces (OPFOR) element has assigned snipers (regular or irregular elements) in the enemy's rear area along the main supply route (MSR) and near support sites.

**STANDARD:** The OPFOR element kills or wounds targets. 1. Sets up a well-concealed location. 2. Engages vehicle drivers or personnel on foot with short bursts of semiautomatic fire. 3. Kills or wounds selected targets. 4. Prevents the position from being discovered by enemy forces. 5. Evacuates the area without being spotted. 6. Reports all specified priority intelligence requirements (PIR) and other intelligence requirements to the OPFOR headquarters (HQ).

**TASK:** Disrupt a Route Reconnaissance (5-OPFOR-0021)

**CONDITION:** The enemy is conducting a route reconnaissance. The opposing forces (OPFOR) element is positioned along the enemy's route.

**STANDARD:** The OPFOR element attempts to disrupt a squad/section conducting a route reconnaissance. 1. Prevents the unit from meeting its specified time schedule. 2. Forces the unit to deviate from its specified route. 3. Prevents the unit from reaching its assigned destination. 4. Surprises the squad/section. 5. Inflicts casualties on the unit.

**TASK:** Conduct an Aerial Reconnaissance (5-OPFOR-0010)

**CONDITION:** The opposing forces (OPFOR) headquarters (HQ) element requires intelligence on the locations and identification of enemy elements. An aircraft is dispatched to take photographs and make a visual inspection of the enemy rear area.

**STANDARD:** The OPFOR element gathers photograph intelligence of the enemy. 1. Photographs the assigned sectors. 2. Makes quick visual checks where the ceiling is low. 3. Locates enemy positions in the area, particularly support and storage bases, and command and control (C2) facilities. 4. Sustains no loss of aircraft. 5. Reports priority intelligence requirements (PIR) and other information requirements to the OPFOR HQ.

**TASK:** Surrender to the Capturing Unit on the Battlefield (5-OPFOR-0024)

**CONDITION:** The enemy has captured the opposing forces (OPFOR) element's soldiers, documents, and equipment sensitive to the OPFOR tactical operations.

**STANDARD:** The OPFOR soldiers retain or destroy documents and equipment. The OPFOR element surrenders documents and equipment of no tactical use to the enemy and attempts to conceal or destroy items of tactical value. The OPFOR element attempts escape and evasion. 1. Prevents the successful capture of documents and equipment. 2. Destroys documents and equipment. 3. Removes identifying markings from equipment. 4. Removes unit-identifying insignia. 5. Provides misleading information. 6. Plans an escape. 7. Delays movement to the nearest collection point. 8. Prevents safeguarding of enemy prisoners of war (EPWs) in order to cause embarrassment to the United States (US).

**TASK:** Disrupt a Net Control Station (NCS) (5-OPFOR-0019)

**CONDITION:** The enemy has established a NCS. The opposing forces (OPFOR) element has radio and jamming equipment.

**STANDARD:** The OPFOR element attempts to disrupt an NCS. 1. Attempts to locate the radio frequency that the unit is operating on. 2. Attempts to enter the radio net. 3. Attempts to issue "bogus" orders to a unit on the net. 4. Jams the radio frequency and forces the unit to go to an alternate frequency.

**ELEMENTS:** Team Headquarters  
Heavy Diving Section

**TASK:** Employ Diving Life-Support Equipment (05-5-0985)  
(FM 20-11) (AR 611-75) (DA PAM 738-750)  
(FM 5-490)

**ITERATION:** 1 2 3 4 5 (Circle)

**COMMANDER/LEADER ASSESSMENT:** T P U (Circle)

**CONDITIONS:** The team is tactically deployed, and the area of operation (AO) is secure. The unit is given an operation order (OPORD), required equipment, technical manuals (TMs), tools, operating and emergency procedures, and a mission requiring the deployment of divers in diving configuration. This task should not be trained in MOPP4.

**TASK STANDARDS:** Diving life-support equipment is configured according to TMs and local operating/emergency procedures. Divers are able to perform underwater tasks according to the unit standing operating procedure (SOP) and set safety standards.

TASK STEPS AND PERFORMANCE MEASURES	GO	NO-GO
<ul style="list-style-type: none"> <li>* 1. The team leader prepares for the mission.                             <ul style="list-style-type: none"> <li>a. Reviewed the OPORD and the diving safety and planning checklists to ensure that the following were addressed:                                     <ul style="list-style-type: none"> <li>(1) Mission safety.</li> <li>(2) Potential hazards.</li> <li>(3) Equipment, personnel, and emergency procedures.</li> </ul> </li> <li>b. Assigned tasks to the team.</li> </ul> </li> <li>2. The team prepares the diving life-support equipment.                             <ul style="list-style-type: none"> <li>a. Reviewed and verified the availability of equipment, materials, and activities on the emergency assistance checklist.</li> <li>b. Performed operator maintenance on the equipment.</li> <li>c. Assembled the following equipment to meet mission requirements:                                     <ul style="list-style-type: none"> <li>(1) Chamber system (pressure and leak tests, if applicable).</li> <li>(2) Air system.</li> <li>(3) Diving equipment sets (scuba, lightweight, deep sea).</li> <li>(4) Medical-support equipment.</li> </ul> </li> </ul> </li> <li>* 3. The team leader ensures that mission preparation is completed.                             <ul style="list-style-type: none"> <li>a. Verified the proper completion of the--                                     <ul style="list-style-type: none"> <li>(1) Operating and emergency procedures.</li> <li>(2) Diving pre-mission/pre-dive checklist.</li> <li>(3) System configuration according to the mission requirements.</li> <li>(4) Ship safety checklist and tag-out procedures.</li> <li>(5) Emergency assistance checklist verification.</li> </ul> </li> <li>b. Conducted a pre-dive and safety brief.</li> </ul> </li> <li>4. The team conducts diving operations.                             <ul style="list-style-type: none"> <li>a. Manned assigned stations.</li> <li>b. Performed assigned tasks in assigned positions.</li> </ul> </li> <li>* 5. The team leader supervises diving operations for safe conduct during all phases (deployment, bottom, ascent/decompression).</li> </ul>		



TASK PERFORMANCE / EVALUATION SUMMARY BLOCK							
ITERATION	1	2	3	4	5		TOTAL
TOTAL TASK STEPS EVALUATED							
TOTAL TASK STEPS "GO"							
TRAINING STATUS "GO"/"NO-GO"							

"\*" indicates a leader task step.

**SUPPORTING INDIVIDUAL TASKS: NONE**

**SUPPORTING COLLECTIVE TASKS**

<b>Task Number</b>	<b>Task Title</b>	<b>References</b>
05-2-7008	Prepare an Operation Order (OPORD) (Company/Platoon)	ARTEP 5-026-34-MTP  ARTEP 5-027-10-MTP ARTEP 5-027-35-MTP ARTEP 5-053-11-MTP ARTEP 5-053-12-MTP ARTEP 5-053-35-MTP ARTEP 5-063-10-MTP ARTEP 5-063-11-MTP ARTEP 5-063-35-MTP ARTEP 5-113-11-MTP ARTEP 5-113-12-MTP ARTEP 5-113-35-MTP ARTEP 5-145-12-MTP ARTEP 5-145-32-MTP ARTEP 5-156-34-MTP ARTEP 5-157-10-MTP ARTEP 5-157-35-MTP ARTEP 5-216-34-MTP ARTEP 5-217-10-MTP ARTEP 5-217-35-MTP ARTEP 5-335-60-MTP ARTEP 5-335-65-MTP ARTEP 5-335-70-MTP ARTEP 5-336-34-MTP ARTEP 5-337-10-MTP ARTEP 5-337-35-MTP ARTEP 5-413-35-MTP ARTEP 5-416-14-MTP ARTEP 5-416-34-MTP ARTEP 5-417-13-MTP ARTEP 5-423-11-MTP ARTEP 5-423-35-MTP ARTEP 5-424-35-MTP ARTEP 5-426-34-MTP ARTEP 5-427-10-MTP ARTEP 5-427-35-MTP

**SUPPORTING COLLECTIVE TASKS**

<b>Task Number</b>	<b>Task Title</b>	<b>References</b>
		ARTEP 5-434-35-MTP
		ARTEP 5-436-35-MTP
		ARTEP 5-436-37-MTP
		ARTEP 5-437-10-MTP
		ARTEP 5-437-11-MTP
		ARTEP 5-437-36-MTP
		ARTEP 5-437-38-MTP
		ARTEP 5-443-10-MTP
		ARTEP 5-443-12-MTP
		ARTEP 5-443-14-MTP
		ARTEP 5-446-34-MTP
		ARTEP 5-446-36-MTP
		ARTEP 5-447-10-MTP
		ARTEP 5-447-11-MTP
		ARTEP 5-447-35-MTP
		ARTEP 5-447-37-MTP
		ARTEP 5-463-10-MTP
		ARTEP 5-463-12-MTP
		ARTEP 5-463-15-MTP
		ARTEP 5-463-17-MTP
		ARTEP 5-463-35-MTP
		ARTEP 5-463-36-MTP
		ARTEP 5-473-35-MTP
		ARTEP 5-493-38-MTP
		ARTEP 5-500-66-MTP
		ARTEP 5-520-10-MTP
		ARTEP 5-520-12-MTP
		ARTEP 5-520-14-MTP
		ARTEP 5-530-14-MTP
		ARTEP 5-530-16-MTP
		ARTEP 5-540-14-MTP
		ARTEP 5-603-35-MTP
		ARTEP 5-606-34-MTP
		ARTEP 5-607-35-MTP
		ARTEP 5-608-35-MTP
		ARTEP 5-616-34-MTP
		ARTEP 5-617-10-MTP
		ARTEP 5-617-11-MTP
		ARTEP 5-617-35-MTP

**OPFOR TASKS AND STANDARDS**

**TASK:** Surrender to the Capturing Unit on the Battlefield (5-OPFOR-0024)

**CONDITION:** The enemy has captured the opposing forces (OPFOR) element's soldiers, documents, and equipment sensitive to the OPFOR tactical operations.

**STANDARD:** The OPFOR soldiers retain or destroy documents and equipment. The OPFOR element surrenders documents and equipment of no tactical use to the enemy and attempts to conceal or destroy items of tactical value. The OPFOR element attempts escape and evasion. 1. Prevents the successful capture of documents and equipment. 2. Destroys documents and equipment. 3. Removes identifying markings from equipment. 4. Removes unit-identifying insignia. 5. Provides misleading information. 6. Plans an escape. 7. Delays movement to the nearest collection point. 8. Prevents safeguarding of enemy prisoners of war (EPWs) in order to cause embarrassment to the United States (US).

**TASK:** Conduct a Raid (5-OPFOR-0004)

**CONDITION:** The opposing forces (OPFOR) element has occupied an objective rally point and has orders to conduct a raid on a combat service support (CSS) base.

**STANDARD:** The OPFOR element infiltrates the enemy's base and destroys all of the targets. 1. Surprises the enemy forces. 2. Assaults the support base and accomplishes the assigned tasks. 3. Destroys the specified equipment and supplies. 4. Avoids being decisively engaged. 5. Withdraws all personnel from the objective areas within the time prescribed. 6. Obtains all priority intelligence requirements (PIR) from the raid site. 7. Sustains only light casualties from enemy fire.

**TASK:** Conduct an Aerial Reconnaissance (5-OPFOR-0010)

**CONDITION:** The opposing forces (OPFOR) headquarters (HQ) element requires intelligence on the locations and identification of enemy elements. An aircraft is dispatched to take photographs and make a visual inspection of the enemy rear area.

**STANDARD:** The OPFOR element gathers photograph intelligence of the enemy. 1. Photographs the assigned sectors. 2. Makes quick visual checks where the ceiling is low. 3. Locates enemy positions in the area, particularly support and storage bases, and command and control (C2) facilities. 4. Sustains no loss of aircraft. 5. Reports priority intelligence requirements (PIR) and other information requirements to the OPFOR HQ.

**TASK:** Defeat Obstacles (5-OPFOR-0009)

**CONDITION:** The opposing forces (OPFOR) element encounters an obstacle that blocks the avenue of approach as it advances upon the enemy forces.

**STANDARD:** The OPFOR element bypasses or breaches the enemy obstacle. 1. Detects the obstacle before halting its main body. 2. Defeats the obstacle. a. Bypasses the obstacle without entering the engagement areas. b. Breaches the obstacle within 45 minutes and passes its entire force through the obstacle. 3. Does not incur degradation to the point that the mission must be discontinued.

**TASK:** Conduct an Attack (5-OPFOR-0008)

**CONDITION:** The enemy is conducting tactical operations. The opposing forces (OPFOR) element receives orders to attack the enemy, the area of occupation, or the main supply route (MSR) with smoke.

**STANDARD:** The OPFOR element disrupts the enemy's movement and smoke operations. 1. Determines the delivery method of the smoke attack. 2. Locates the target. 3. Delivers the smoke attack downwind. 4. Attacks the enemy with smoke, and surge attacks when the enemy responds to the smoke.

**TASK:** Disrupt Construction of Vehicle Fighting Positions (5-OPFOR-0020)

**CONDITION:** The opposing forces (OPFOR) element has located the enemy. The priority intelligence requirements (PIR) and other intelligence obtained by OPFOR patrols indicate the enemy is constructing vehicle fighting positions within its defensive area. The OPFOR element has automatic and antiarmor weapons and light mortars.

**STANDARD:** The OPFOR element attempts to disrupt the enemy's efforts to establish vehicle fighting positions. 1. Locates the defensive area. 2. Surprises the main body. 3. Penetrates the defensive area with squad-size probes. 4. Inflicts casualties on the unit. 5. Destroys vehicles. 6. Disrupts the unit's preparations (prevents or delays beyond the unit's allotted time).

**TASK:** Disrupt an Engineer Reconnaissance (5-OPFOR-0022)

**CONDITION:** The enemy is conducting an engineer reconnaissance. The opposing forces (OPFOR) element is positioned along the enemy's route.

**STANDARD:** The OPFOR element disrupts an engineer reconnaissance. 1. Prevents the unit from meeting its specified time schedule. 2. Forces the unit to deviate from its specified route. 3. Prevents the unit from accomplishing its assigned engineer reconnaissance. 4. Surprises the unit conducting the reconnaissance.

**TASK:** Conduct an Ambush (5-OPFOR-0007)

**CONDITION:** The enemy is moving in a convoy. The opposing forces (OPFOR) element is positioned along the enemy's route.

**STANDARD:** The OPFOR element inflicts casualties on the enemy and causes vehicle and equipment damage. 1. Prepares an ambush site before the element arrives. 2. Surprises march element forces. 3. Inflicts heavy casualties within the designated kill zone. 4. Inflicts heavy damage to vehicles and equipment within the designated kill zone. 5. Delays the march element from reaching a specified destination for a specified period of time. 6. Withdraws on order. 7. Sustains no casualties. 8. Reports actions to superiors.

**TASK:** Conduct Terrorist and Saboteur Attacks (5-OPFOR-0005)

**CONDITION:** The opposing forces (OPFOR) element dispatches small teams into the enemy's rear area to disrupt combat service support (CSS) operations.

**STANDARD:** The enemy sustains disrupted command and control (C2), destroyed equipment and supplies, and light casualties. 1. Locates rear support bases and C2 facilities. 2. Delays and disrupts CSS operations through probes. 3. Infiltrates CSS bases to conduct sabotage and terrorist activities. 4. Inflicts light casualties. 5. Destroys supplies and equipment.

**TASK:** Defend a Minefield (5-OPFOR-0023)

**CONDITION:** The enemy is conducting a minefield sweeping operation. The opposing forces (OPFOR) element has a minefield placed in the enemy's path. The minefield is under constant observation and fire.

**STANDARD:** The OPFOR element defends a minefield against an enemy element conducting a minefield sweeping operation. 1. Prevents the unit from detecting the obstacle. 2. Disrupts the minefield sweeping operation. 3. Prevents the unit from conducting the minefield sweeping operation, prevents the unit from moving all personnel through the breach or delays the completion of the minefield sweeping operation for more than 45 minutes.

**TASK:** Maintain Contact (5-OPFOR-0003)

**CONDITION:** The opposing forces (OPFOR) element is engaged with enemy base defense forces. The enemy forces are withdrawing under pressure.

**STANDARD:** The OPFOR element maintains enemy contact while the enemy withdraws. 1. Engages the enemy forces decisively. 2. Advances the OPFOR as the enemy forces withdraw. 3. Inflicts heavy casualties. 4. Captures the members of the enemy force. 5. Captures documents and equipment. 6. Safeguards captured documents, equipment, and personnel.

**TASK:** Disrupt a Net Control Station (NCS) (5-OPFOR-0019)

**CONDITION:** The enemy has established a NCS. The opposing forces (OPFOR) element has radio and jamming equipment.

**STANDARD:** The OPFOR element attempts to disrupt an NCS. 1. Attempts to locate the radio frequency that the unit is operating on. 2. Attempts to enter the radio net. 3. Attempts to issue "bogus" orders to a unit on the net. 4. Jams the radio frequency and forces the unit to go to an alternate frequency.

**TASK:** Disrupt Defensive Preparations (5-OPFOR-0018)

**CONDITION:** The opposing forces (OPFOR) element has located the enemy. Priority intelligence requirements (PIR) and other intelligence requirements obtained by OPFOR patrols indicate that the enemy elements are establishing defensive positions. The OPFOR element has automatic and antiarmor weapons and light mortars.

**STANDARD:** The OPFOR element disrupts and delays the enemy's defensive preparations. 1. Locates and penetrates the enemy's security system. 2. Forces the enemy to delay defensive preparations. 3. Disrupts the enemy's obstacle preparations.

**TASK:** Disrupt Enemy Movement and Operations Using Tactical Nuclear Weapons (5-OPFOR-0016)

**CONDITION:** The opposing forces (OPFOR) element has located the enemy. Priority intelligence requirements (PIR) and other intelligence requirements have been obtained by OPFOR patrols. Tactical nuclear weapons are employed against key locations in the rear area.

**STANDARD:** The OPFOR element disrupts enemy movement and operations. 1. Disrupts or delays the movement of the enemy's equipment and supplies to the forward areas. 2. Destroys enemy equipment and supplies. 3. Inflicts a high rate of nuclear casualties among the enemy forces. 4. Denies the enemy the use of specified areas. 5. Contaminates the enemy's equipment and supplies.

**TASK:** Disrupt Quartering Party Operations (5-OPFOR-0017)

**CONDITION:** The enemy is conducting quartering party operations. It has established an assembly area (AA) but has not moved in the main body.

**STANDARD:** The opposing forces (OPFOR) element attempts to disrupt quartering party operations and infiltrate the enemy's AA. 1. Locates the quartering party and the AA. 2. Surprises the main body. 3. Penetrates the AA with squad-size probes. 4. Inflicts personnel casualties and vehicle damage. 5. Disrupts the unit's preparations (prevents or delays beyond the unit's allotted time).

**TASK:** Disrupt Enemy Movement and Operations Using Persistent and Nonpersistent Chemical Weapons (5-OPFOR-0015)

**CONDITION:** The opposing forces (OPFOR) element has located the enemy. Priority intelligence requirements (PIR) and other intelligence requirements have been obtained by OPFOR patrols. The OPFOR units deliver chemical agents, by means of conventional artillery weapons or aircraft, along selected supply routes and key bases in the rear area.

**STANDARD:** The OPFOR element disrupts enemy movement and operations using persistent and nonpersistent chemical weapons. 1. Delivers chemical agents in low and densely wooded areas. 2. Delays the movement of enemy supplies and equipment to the forward areas. 3. Restricts the movement of the enemy units in the rear area. 4. Channels the movement of enemy units into predesignated ambush areas. 5. Contaminates enemy supplies and equipment. 6. Inflicts a high rate of casualties on enemy forces.

**TASK:** Disrupt Movement (5-OPFOR-0014)

**CONDITION:** The enemy is expected to move through the opposing forces (OPFOR) element's area of operations. The OPFOR element has received an operation order (OPORD) or fragmentary order (FRAGO) to disrupt enemy movement. The enemy has the capability to defend with direct fire and antiarmor weapons.

**STANDARD:** The OPFOR element delays enemy movement. 1. Delays the element. 2. Forces the element to deviate from its route. 3. Prevents the element from reaching its destination. 4. Surprises the element's main body.

**TASK:** Counter Passage of Lines (5-OPFOR-0012)

**CONDITION:** Enemy forces are in defensive positions, but they are expected to attempt passage-of-lines operations. The opposing forces (OPFOR) received orders to disrupt enemy passage-of-lines operations.

**STANDARD:** The OPFOR element delays or prevents enemy passage of lines. 1. Delays the passage. 2. Prevents the company from moving all personnel through the stationary unit. 3. Engages the main body of either the moving or the stationary unit.

**TASK:** Disrupt Assembly Area (AA) Activities (5-OPFOR-0013)

**CONDITION:** Intelligence reports indicate that platoon- and company-size enemy units are operating in the opposing forces (OPFOR) area of operations. Enemy units can defend from AAs with direct fire, antiarmor weapons, and indirect fire. The enemy has close air support (CAS) and nuclear, biological, and chemical (NBC) capabilities.

**STANDARD:** The OPFOR element locates and disrupts the enemy's AA activities. 1. Locates the element's AA. 2. Probes the AA with squad- or team-size elements. 3. Inflicts more than 5 percent casualties on the element. 4. Disrupts the element's preparations (prevents or delays beyond the element's allotted time).

**TASK:** Attack (5-OPFOR-0001)

**CONDITION:** The opposing forces (OPFOR) element has located the enemy. The priority intelligence requirements (PIR) and other intelligence requirements have been obtained by OPFOR patrols. The OPFOR element has automatic and antiarmor weapons and light mortars.

**STANDARD:** The OPFOR element attempts to seize the terrain, vehicles, or equipment. 1. Develops an attack plan. 2. Surprises the enemy unit's main body. 3. Initiates the attack using a scheme of maneuver that exploits the enemy's flanks, gaps, and weaknesses. 4. Uses covered and concealed routes to approach the enemy forces' flanks, gaps, or weakly held areas. 5. Employs indirect fire to support the attack. 6. Penetrates enemy defenses. 7. Destroys equipment and supplies. 8. Inflicts heavy casualties. 9. Isolates the combat service support (CSS) base by blocking reinforcements. 10. Forces enemy units to displace. 11. Avoids being fixed in one position. 12. Withdraws before the CSS base is reinforced with tactical combat forces.

**TASK:** Conduct Air Attacks (5-OPFOR-0002)

**CONDITION:** The opposing forces (OPFOR) element in the rear area has forwarded the positions of the enemy support sites or the locations of moving elements. The OPFOR aircraft have been dispatched to attack enemy installations or convoys.

**STANDARD:** The OPFOR element attempts to delay, disrupt, or damage the enemy targets by air. 1. Locates the target (support sites or convoys). 2. Makes attack runs on the designated targets. 3. Inflicts heavy damage to the selected target. 4. Sustains no loss of aircraft. 5. Delays moving the force for more than one hour.

**TASK:** Conduct Sniper Operations (5-OPFOR-0006)

**CONDITION:** The opposing forces (OPFOR) element has assigned snipers (regular or irregular elements) in the enemy's rear area along the main supply route (MSR) and near support sites.

**STANDARD:** The OPFOR element kills or wounds targets. 1. Sets up a well-concealed location. 2. Engages vehicle drivers or personnel on foot with short bursts of semiautomatic fire. 3. Kills or wounds selected targets. 4. Prevents the position from being discovered by enemy forces. 5. Evacuates the area without being spotted. 6. Reports all specified priority intelligence requirements (PIR) and other intelligence requirements to the OPFOR headquarters (HQ).

**TASK:** Disrupt a Route Reconnaissance (5-OPFOR-0021)

**CONDITION:** The enemy is conducting a route reconnaissance. The opposing forces (OPFOR) element is positioned along the enemy's route.

**STANDARD:** The OPFOR element attempts to disrupt a squad/section conducting a route reconnaissance. 1. Prevents the unit from meeting its specified time schedule. 2. Forces the unit to deviate from its specified route. 3. Prevents the unit from reaching its assigned destination. 4. Surprises the squad/section. 5. Inflicts casualties on the unit.

**ELEMENTS:** Heavy Diving Section  
Team Headquarters

**TASK:** Support Underwater Security Operations (05-5-1037)  
(FM 5-490) (AR 611-75) (FM 20-11)

**ITERATION:** 1 2 3 4 5 (Circle)

**COMMANDER/LEADER ASSESSMENT:** T P U (Circle)

**CONDITIONS:** Given an operation order (OPORD), the location of an established diving station, and a vessel or a structure that requires security. The area is secured, or a security team is provided by the requesting organization. This task should not be trained in MOPP4.

**TASK STANDARDS:** The team secures the objective and prevents damaging or compromising the objective.

TASK STEPS AND PERFORMANCE MEASURES	GO	NO-GO
<ul style="list-style-type: none"> <li>* 1. The team leader prepares for the mission.                             <ul style="list-style-type: none"> <li>a. Requested a threat brief from higher headquarters (HQ) or the intelligence section.</li> <li>b. Assessed the terrain/port/harbor for avenues of approach (AA).</li> </ul> </li> <li>* 2. The team leader prepares a physical security plan.                             <ul style="list-style-type: none"> <li>a. Controlled the entry of vessels into or around the objective.</li> <li>b. Developed procedures for selecting and manning perimeter positions.</li> <li>c. Developed procedures for reporting enemy intrusion or observation of the objective perimeter.</li> <li>d. Controlled access to the element's defensive areas.</li> <li>e. Established communications links between the observation post (OPs) and the reaction force.</li> <li>f. Developed procedures for initial response to underwater attacks.</li> </ul> </li> <li>3. The team operates a guard force.                             <ul style="list-style-type: none"> <li>a. Established communications with the guard commander.</li> <li>b. Stopped unauthorized entry into restricted areas.</li> <li>c. Conducted random exterior patrols.</li> </ul> </li> <li>4. The team secures the objective.                             <ul style="list-style-type: none"> <li>a. Deployed divers to inspect the objective.</li> <li>b. Deployed surface personnel to observe the water for enemy swimmers.</li> <li>c. Deployed surface craft to patrol the objective.</li> <li>d. Alerted security forces to breaches of security.</li> </ul> </li> <li>* 5. The team leader supervises security operations.                             <ul style="list-style-type: none"> <li>a. Conducted checks of the team.</li> <li>b. Alerted higher HQ of breaches of security.</li> <li>c. Submitted reports as required according to the unit standing operating procedure (SOP).</li> </ul> </li> </ul>		



TASK PERFORMANCE / EVALUATION SUMMARY BLOCK							
ITERATION	1	2	3	4	5		TOTAL
TOTAL TASK STEPS EVALUATED							
TOTAL TASK STEPS "GO"							
TRAINING STATUS "GO"/"NO-GO"							

"\*" indicates a leader task step.

**SUPPORTING INDIVIDUAL TASKS: NONE**

**SUPPORTING COLLECTIVE TASKS: NONE**

**OPFOR TASKS AND STANDARDS: NONE**

**ELEMENTS:** Team Headquarters  
Heavy Diving Section

**TASK:** Employ Diving Support Equipment (05-5-1038)  
(FM 5-490) (AR 611-75) (FM 20-11)

**ITERATION:** 1 2 3 4 5 (Circle)

**COMMANDER/LEADER ASSESSMENT:** T P U (Circle)

**CONDITIONS:** Given the required nonlife support equipment, an operation order (OPORD), and the location of an established diving station. The area is secured, or a security team is provided by the requesting organization. This task should not be trained in MOPP4.

**TASK STANDARDS:** The team uses specialized equipment according to the applicable technical manuals (TMs), standing operating procedures (SOPs), or commercial operation manuals.

TASK STEPS AND PERFORMANCE MEASURES	GO	NO-GO
<p>* 1. The team supervisor directs the preventive-maintenance checks and services (PMCS), assembly, and operation of the equipment and ensures that all safety devices are on hand and functional.</p> <p>2. The team performs PMCS, assembles, and operates the equipment within required safety parameters.</p> <p>3. The team sets up and operates cutting and welding equipment per equipment specifications for surface and underwater use.</p> <ul style="list-style-type: none"> <li>a. Connected cables securely and provided insulation to prevent water intrusion.</li> <li>b. Used a minimum amperage rating required for welding.</li> <li>c. Installed the knife switch and ensured that the operator was insulated (rubber gloves, mat).</li> <li>d. Used and operated the high-flow oxygen regulator.</li> <li>e. Set the polarity for the rod type.</li> <li>f. Tended hoses and cables to the operation site.</li> <li>g. Observed all safety practices and terminology for underwater cutting and welding.</li> </ul> <p>4. The team sets up and operates a small boat with an outboard motor.</p> <ul style="list-style-type: none"> <li>a. Inflated the boat and placed floor boards, if required.</li> <li>b. Backed a rigid hull boat to the water and launched it.</li> <li>c. Mounted, secured, and started the engine before launching.</li> <li>d. Operated the small boat in and around the harbor and safely entered and exited the surf zone.</li> </ul> <p>NOTE: Ensure that the boat has all required safety equipment.</p> <p>5. The team sets up and operates hydraulic equipment for underwater use.</p> <ul style="list-style-type: none"> <li>a. Connected and disconnected hydraulic hoses and tools safely.</li> <li>b. Tested hydraulic tools before giving them to the diver.</li> <li>c. Lowered, retrieved, and tended hydraulic tools to the diver.</li> <li>d. Operated hydraulic tools underwater safely.</li> </ul> <p>6. The team sets up and operates salvage pumps.</p> <ul style="list-style-type: none"> <li>a. Connected the suction valve to the suction hose, connected the hose to the pump, and subsequently placed the foot valve into the water at a minimum depth of 2 feet.</li> </ul>		

TASK STEPS AND PERFORMANCE MEASURES	GO	NO-GO
b. Primed the pump housing and the intake hose. c. Connected valves, discharge hoses, and nozzles to the pump.  7. The team sets up and operates various types of underwater locating and recording devices.  8. The team sets up and operates various types of salvage-lifting devices. a. Checked components, including the chain, for condition and wear. b. Computed the safe working load of components and the connecting hardware, including the wire rope and the synthetic line. c. Checked connecting hardware, including knots and eye splices, for compatibility.  9. The team sets up and operates concrete pumps. a. Connected the safety mouse (wire) connections. b. Used eye protection. c. Checked the slump of the concrete before pumping. d. Lubricated the pump with slurry.  10. The team disassembles, performs PMCS on, and properly stores all equipment.		

TASK PERFORMANCE / EVALUATION SUMMARY BLOCK							
ITERATION	1	2	3	4	5		TOTAL
TOTAL TASK STEPS EVALUATED							
TOTAL TASK STEPS "GO"							
TRAINING STATUS "GO"/"NO-GO"							

"\*" indicates a leader task step.

**SUPPORTING INDIVIDUAL TASKS: NONE**

**SUPPORTING COLLECTIVE TASKS: NONE**

**OPFOR TASKS AND STANDARDS: NONE**

**ELEMENTS:** Team Headquarters  
Heavy Diving Section

**TASK:** Perform Underwater Searches (05-5-1039)  
(FM 20-11) (AR 611-75) (FM 5-490)

**ITERATION:** 1 2 3 4 5 (Circle)

**COMMANDER/LEADER ASSESSMENT:** T P U (Circle)

**CONDITIONS:** Given an operation order (OPORD), the mission to find an object, and the location of an established diving station. The area is secured, or a security team is provided by the requesting organization. This task should not be trained in MOPP4.

**TASK STANDARDS:** The team finds the object.

TASK STEPS AND PERFORMANCE MEASURES	GO	NO-GO
* 1. The team leader receives an OPORD to find an object.		
* 2. The dive supervisor directs the search operation. a. Briefed the dive team on the object to be found. b. Directed the dive team to perform one of the following searches: (1) Jackstay search. (2) Circle search. (3) Tended search.		
3. The dive team conducts the search operation. a. Found the submerged object. b. Marked and recovered the object.		
* 4. The team leader submits reports to higher headquarters (HQ) according to the unit standing operating procedure (SOP).		

TASK PERFORMANCE / EVALUATION SUMMARY BLOCK							
ITERATION	1	2	3	4	5		TOTAL
TOTAL TASK STEPS EVALUATED							
TOTAL TASK STEPS "GO"							
TRAINING STATUS "GO"/"NO-GO"							

"\*" indicates a leader task step.

**SUPPORTING INDIVIDUAL TASKS: NONE**

**SUPPORTING COLLECTIVE TASKS: NONE**

**OPFOR TASKS AND STANDARDS: NONE**

**ELEMENTS:** Team Headquarters  
Heavy Diving Section

**TASK:** Conduct Battlefield Stress Reduction and Stress Prevention Procedures (08-2-R303.05-T01A)  
(FM 8-51) (FM 22-51)

**ITERATION:** 1 2 3 4 5 M (Circle)

**COMMANDER/LEADER ASSESSMENT:** T P U (Circle)

**CONDITIONS:** Combat health support (CHS) operations have commenced. Element personnel are deployed in support of higher headquarters (HQ) operations. The unit's sleep plan and the tactical standing operating procedure (TACSOP) to manage battle fatigue (BF) soldiers have been developed. Personnel have been cross-trained on critical tasks. Operations are continuous over a prolonged period, causing stressful situations for personnel. The commander has directed that procedures for managing battlefield stress be implemented. Simplified collective-protection equipment (SCPE) is on hand or field-expedient and natural shelters are available.

**NOTE:** Due to the technical knowledge and skills required to perform some military occupational specialty (MOS) specific tasks, caution must be exercised when cross-training personnel. For instance, nonmedical personnel cannot be cross-trained to perform MOS specific medical tasks. Some iterations of this task should be performed in MOPP4.

**TASK STANDARDS:** The element applies techniques that counter battlefield stress. At mission-oriented protection posture (MOPP) 4, performance degradation factors increase the need for stress prevention implementation. The time required to perform this task is increased when conducting it in MOPP 4.

TASK STEPS AND PERFORMANCE MEASURES	GO	NO-GO
<ul style="list-style-type: none"> <li>* 1. The commander and leaders perform stress prevention leader actions.                             <ul style="list-style-type: none"> <li>a. Issued warning orders, operation orders (OPORDs), and fragmentary orders (FRAGOs) to the lowest possible level.</li> <li>b. Provided soldiers with an accurate assessment of the friendly and enemy situation.</li> <li>c. Briefed the leaders' intention to all unit personnel.</li> <li>d. Spoke positively concerning the unit's missions, purpose, and abilities.</li> <li>e. Encouraged a positive attitude throughout the unit.</li> <li>f. Instituted an information dissemination plan designed to quell and prevent rumors.</li> <li>g. Informed personnel of the availability of religious support.</li> </ul> </li> <li>* 2. The commander and leaders implement the sleep plan.                             <ul style="list-style-type: none"> <li>a. Provided a safe and secure area away from vehicles and other high-noise activities.</li> <li>b. Adjusted the sleep plan as dictated by the tactical situation.</li> <li>c. Enforced the sleep plan according to the TACSOP.</li> </ul> </li> <li>* 3. Leaders implement task rotation or restructuring procedures.                             <ul style="list-style-type: none"> <li>a. Alternated cross-trained unit personnel on critical tasks, as required.</li> <li>b. Rotated unit personnel between demanding and nondemanding tasks.</li> <li>c. Assigned two soldiers to function independently on tasks requiring a high degree of accuracy.</li> <li>d. Adjusted task rotation policies and procedures to the tactical situation.</li> </ul> </li> <li>* 4. Leaders implement stress coping and management techniques.                             <ul style="list-style-type: none"> <li>a. Integrated new unit members into the unit immediately.</li> </ul> </li> </ul>		

TASK STEPS AND PERFORMANCE MEASURES	GO	NO-GO
<ul style="list-style-type: none"> <li>b. Assisted soldiers in resolving home front problems.</li> <li>c. Implemented a buddy system to observe signs of stress or battle fatigue (BF) among soldiers and leaders.</li> <li>d. Provided instruction on relaxation techniques to all personnel before deployment.</li> <li>e. Conducted after-action debriefings.</li> <li>f. Scheduled a critical-event debriefing after any especially traumatic event according to Field Manual (FM) 22-51.</li> <li>g. Conducted unit award, decoration, recognition, and memorial ceremonies.</li> </ul> <p>* 5. The commander and leaders implement stress control techniques.</p> <ul style="list-style-type: none"> <li>a. Implemented a plan to deal with mild, seriously stressed, or BF cases.</li> <li>b. Assigned soldiers showing signs of severe stress or BF to simple tasks.</li> <li>c. Directed personnel to be supportive of stressed or BF soldiers.</li> <li>d. Referred soldiers showing signs of serious stress or BF to the supporting medical treatment facility (MTF) for evaluation.</li> <li>e. Reintegrated return-to-duty (RTD) soldiers into their specific element.</li> </ul> <p>6. Element personnel employ stress prevention measures.</p> <ul style="list-style-type: none"> <li>a. Maintained a positive attitude concerning the unit's mission, purpose, and abilities.</li> <li>b. Complied with the commander's sleep plan.</li> <li>c. Identified other soldiers with signs of stress or BF.</li> <li>d. Provided immediate buddy aid support.</li> <li>e. Reported signs of stress or BF in other soldiers to their immediate supervisor.</li> <li>f. Accepted new unit members immediately.</li> <li>g. Practiced relaxation techniques at appropriate times and places.</li> <li>h. Participated in buddy systems and after-action debriefings.</li> </ul>		

TASK PERFORMANCE / EVALUATION SUMMARY BLOCK							
ITERATION	1	2	3	4	5	M	TOTAL
TOTAL TASK STEPS EVALUATED							
TOTAL TASK STEPS "GO"							
TRAINING STATUS "GO"/"NO-GO"							

"\*" indicates a leader task step.

**SUPPORTING INDIVIDUAL TASKS: NONE**

**SUPPORTING COLLECTIVE TASKS**

Task Number	Task Title	References
05-2-7008	Prepare an Operation Order (OPORD) (Company/Platoon)	ARTEP 5-026-34-MTP  ARTEP 5-027-10-MTP ARTEP 5-027-35-MTP ARTEP 5-053-11-MTP ARTEP 5-053-12-MTP

**SUPPORTING COLLECTIVE TASKS**

Task Number	Task Title	References
		ARTEP 5-053-35-MTP
		ARTEP 5-063-10-MTP
		ARTEP 5-063-11-MTP
		ARTEP 5-063-35-MTP
		ARTEP 5-113-11-MTP
		ARTEP 5-113-12-MTP
		ARTEP 5-113-35-MTP
		ARTEP 5-145-12-MTP
		ARTEP 5-145-32-MTP
		ARTEP 5-156-34-MTP
		ARTEP 5-157-10-MTP
		ARTEP 5-157-35-MTP
		ARTEP 5-216-34-MTP
		ARTEP 5-217-10-MTP
		ARTEP 5-217-35-MTP
		ARTEP 5-335-60-MTP
		ARTEP 5-335-65-MTP
		ARTEP 5-335-70-MTP
		ARTEP 5-336-34-MTP
		ARTEP 5-337-10-MTP
		ARTEP 5-337-35-MTP
		ARTEP 5-413-35-MTP
		ARTEP 5-416-14-MTP
		ARTEP 5-416-34-MTP
		ARTEP 5-417-13-MTP
		ARTEP 5-423-11-MTP
		ARTEP 5-423-35-MTP
		ARTEP 5-424-35-MTP
		ARTEP 5-426-34-MTP
		ARTEP 5-427-10-MTP
		ARTEP 5-427-35-MTP
		ARTEP 5-434-35-MTP
		ARTEP 5-436-35-MTP
		ARTEP 5-436-37-MTP
		ARTEP 5-437-10-MTP
		ARTEP 5-437-11-MTP
		ARTEP 5-437-36-MTP
		ARTEP 5-437-38-MTP
		ARTEP 5-443-10-MTP
		ARTEP 5-443-12-MTP
		ARTEP 5-443-14-MTP
		ARTEP 5-446-34-MTP
		ARTEP 5-446-36-MTP
		ARTEP 5-447-10-MTP
		ARTEP 5-447-11-MTP
		ARTEP 5-447-35-MTP
		ARTEP 5-447-37-MTP
		ARTEP 5-463-10-MTP
		ARTEP 5-463-12-MTP
		ARTEP 5-463-15-MTP
		ARTEP 5-463-17-MTP
		ARTEP 5-463-35-MTP
		ARTEP 5-463-36-MTP

### SUPPORTING COLLECTIVE TASKS

Task Number	Task Title	References
		ARTEP 5-473-35-MTP
		ARTEP 5-493-38-MTP
		ARTEP 5-500-66-MTP
		ARTEP 5-520-10-MTP
		ARTEP 5-520-12-MTP
		ARTEP 5-520-14-MTP
		ARTEP 5-530-14-MTP
		ARTEP 5-530-16-MTP
		ARTEP 5-540-14-MTP
		ARTEP 5-603-35-MTP
		ARTEP 5-606-34-MTP
		ARTEP 5-607-35-MTP
		ARTEP 5-608-35-MTP
		ARTEP 5-616-34-MTP
		ARTEP 5-617-10-MTP
		ARTEP 5-617-11-MTP
		ARTEP 5-617-35-MTP

### OPFOR TASKS AND STANDARDS

**TASK:** Disrupt a Route Reconnaissance (5-OPFOR-0021)

**CONDITION:** The enemy is conducting a route reconnaissance. The opposing forces (OPFOR) element is positioned along the enemy's route.

**STANDARD:** The OPFOR element attempts to disrupt a squad/section conducting a route reconnaissance. 1. Prevents the unit from meeting its specified time schedule. 2. Forces the unit to deviate from its specified route. 3. Prevents the unit from reaching its assigned destination. 4. Surprises the squad/section. 5. Inflicts casualties on the unit.

**TASK:** Conduct an Aerial Reconnaissance (5-OPFOR-0010)

**CONDITION:** The opposing forces (OPFOR) headquarters (HQ) element requires intelligence on the locations and identification of enemy elements. An aircraft is dispatched to take photographs and make a visual inspection of the enemy rear area.

**STANDARD:** The OPFOR element gathers photograph intelligence of the enemy. 1. Photographs the assigned sectors. 2. Makes quick visual checks where the ceiling is low. 3. Locates enemy positions in the area, particularly support and storage bases, and command and control (C2) facilities. 4. Sustains no loss of aircraft. 5. Reports priority intelligence requirements (PIR) and other information requirements to the OPFOR HQ.

**TASK:** Conduct a Raid (5-OPFOR-0004)

**CONDITION:** The opposing forces (OPFOR) element has occupied an objective rally point and has orders to conduct a raid on a combat service support (CSS) base.

**STANDARD:** The OPFOR element infiltrates the enemy's base and destroys all of the targets. 1. Surprises the enemy forces. 2. Assaults the support base and accomplishes the assigned tasks. 3. Destroys the specified equipment and supplies. 4. Avoids being decisively engaged. 5. Withdraws all personnel from the objective areas within the time prescribed. 6. Obtains all priority intelligence requirements (PIR) from the raid site. 7. Sustains only light casualties from enemy fire.



**TASK:** Defeat Obstacles (5-OPFOR-0009)

**CONDITION:** The opposing forces (OPFOR) element encounters an obstacle that blocks the avenue of approach as it advances upon the enemy forces.

**STANDARD:** The OPFOR element bypasses or breaches the enemy obstacle. 1. Detects the obstacle before halting its main body. 2. Defeats the obstacle. a. Bypasses the obstacle without entering the engagement areas. b. Breaches the obstacle within 45 minutes and passes its entire force through the obstacle. 3. Does not incur degradation to the point that the mission must be discontinued.

**TASK:** Conduct an Attack (5-OPFOR-0008)

**CONDITION:** The enemy is conducting tactical operations. The opposing forces (OPFOR) element receives orders to attack the enemy, the area of occupation, or the main supply route (MSR) with smoke.

**STANDARD:** The OPFOR element disrupts the enemy's movement and smoke operations. 1. Determines the delivery method of the smoke attack. 2. Locates the target. 3. Delivers the smoke attack downwind. 4. Attacks the enemy with smoke, and surge attacks when the enemy responds to the smoke.

**TASK:** Disrupt Construction of Vehicle Fighting Positions (5-OPFOR-0020)

**CONDITION:** The opposing forces (OPFOR) element has located the enemy. The priority intelligence requirements (PIR) and other intelligence obtained by OPFOR patrols indicate the enemy is constructing vehicle fighting positions within its defensive area. The OPFOR element has automatic and antiarmor weapons and light mortars.

**STANDARD:** The OPFOR element attempts to disrupt the enemy's efforts to establish vehicle fighting positions. 1. Locates the defensive area. 2. Surprises the main body. 3. Penetrates the defensive area with squad-size probes. 4. Inflicts casualties on the unit. 5. Destroys vehicles. 6. Disrupts the unit's preparations (prevents or delays beyond the unit's allotted time).

**TASK:** Disrupt an Engineer Reconnaissance (5-OPFOR-0022)

**CONDITION:** The enemy is conducting an engineer reconnaissance. The opposing forces (OPFOR) element is positioned along the enemy's route.

**STANDARD:** The OPFOR element disrupts an engineer reconnaissance. 1. Prevents the unit from meeting its specified time schedule. 2. Forces the unit to deviate from its specified route. 3. Prevents the unit from accomplishing its assigned engineer reconnaissance. 4. Surprises the unit conducting the reconnaissance.

**TASK:** Conduct Terrorist and Saboteur Attacks (5-OPFOR-0005)

**CONDITION:** The opposing forces (OPFOR) element dispatches small teams into the enemy's rear area to disrupt combat service support (CSS) operations.

**STANDARD:** The enemy sustains disrupted command and control (C2), destroyed equipment and supplies, and light casualties. 1. Locates rear support bases and C2 facilities. 2. Delays and disrupts CSS operations through probes. 3. Infiltrates CSS bases to conduct sabotage and terrorist activities. 4. Inflicts light casualties. 5. Destroys supplies and equipment.

**TASK:** Defend a Minefield (5-OPFOR-0023)

**CONDITION:** The enemy is conducting a minefield sweeping operation. The opposing forces (OPFOR) element has a minefield placed in the enemy's path. The minefield is under constant observation and fire.

**STANDARD:** The OPFOR element defends a minefield against an enemy element conducting a minefield sweeping operation. 1. Prevents the unit from detecting the obstacle. 2. Disrupts the minefield sweeping operation. 3. Prevents the unit from conducting the minefield sweeping operation, prevents the unit from moving all personnel through the breach or delays the completion of the minefield sweeping operation for more than 45 minutes.

**TASK:** Conduct an Ambush (5-OPFOR-0007)

**CONDITION:** The enemy is moving in a convoy. The opposing forces (OPFOR) element is positioned along the enemy's route.

**STANDARD:** The OPFOR element inflicts casualties on the enemy and causes vehicle and equipment damage. 1. Prepares an ambush site before the element arrives. 2. Surprises march element forces. 3. Inflicts heavy casualties within the designated kill zone. 4. Inflicts heavy damage to vehicles and equipment within the designated kill zone. 5. Delays the march element from reaching a specified destination for a specified period of time. 6. Withdraws on order. 7. Sustains no casualties. 8. Reports actions to superiors.

**TASK:** Maintain Contact (5-OPFOR-0003)

**CONDITION:** The opposing forces (OPFOR) element is engaged with enemy base defense forces. The enemy forces are withdrawing under pressure.

**STANDARD:** The OPFOR element maintains enemy contact while the enemy withdraws. 1. Engages the enemy forces decisively. 2. Advances the OPFOR as the enemy forces withdraw. 3. Inflicts heavy casualties. 4. Captures the members of the enemy force. 5. Captures documents and equipment. 6. Safeguards captured documents, equipment, and personnel.

**TASK:** Disrupt a Net Control Station (NCS) (5-OPFOR-0019)

**CONDITION:** The enemy has established a NCS. The opposing forces (OPFOR) element has radio and jamming equipment.

**STANDARD:** The OPFOR element attempts to disrupt an NCS. 1. Attempts to locate the radio frequency that the unit is operating on. 2. Attempts to enter the radio net. 3. Attempts to issue "bogus" orders to a unit on the net. 4. Jams the radio frequency and forces the unit to go to an alternate frequency.

**TASK:** Disrupt Defensive Preparations (5-OPFOR-0018)

**CONDITION:** The opposing forces (OPFOR) element has located the enemy. Priority intelligence requirements (PIR) and other intelligence requirements obtained by OPFOR patrols indicate that the enemy elements are establishing defensive positions. The OPFOR element has automatic and antiarmor weapons and light mortars.

**STANDARD:** The OPFOR element disrupts and delays the enemy's defensive preparations. 1. Locates and penetrates the enemy's security system. 2. Forces the enemy to delay defensive preparations. 3. Disrupts the enemy's obstacle preparations.

**TASK:** Disrupt Enemy Movement and Operations Using Tactical Nuclear Weapons (5-OPFOR-0016)

**CONDITION:** The opposing forces (OPFOR) element has located the enemy. Priority intelligence requirements (PIR) and other intelligence requirements have been obtained by OPFOR patrols. Tactical nuclear weapons are employed against key locations in the rear area.

**STANDARD:** The OPFOR element disrupts enemy movement and operations. 1. Disrupts or delays the movement of the enemy's equipment and supplies to the forward areas. 2. Destroys enemy equipment and supplies. 3. Inflicts a high rate of nuclear casualties among the enemy forces. 4. Denies the enemy the use of specified areas. 5. Contaminates the enemy's equipment and supplies.

**TASK:** Disrupt Quartering Party Operations (5-OPFOR-0017)

**CONDITION:** The enemy is conducting quartering party operations. It has established an assembly area (AA) but has not moved in the main body.

**STANDARD:** The opposing forces (OPFOR) element attempts to disrupt quartering party operations and infiltrate the enemy's AA. 1. Locates the quartering party and the AA. 2. Surprises the main body. 3. Penetrates the AA with squad-size probes. 4. Inflicts personnel casualties and vehicle damage. 5. Disrupts the unit's preparations (prevents or delays beyond the unit's allotted time).

**TASK:** Disrupt Enemy Movement and Operations Using Persistent and Nonpersistent Chemical Weapons (5-OPFOR-0015)

**CONDITION:** The opposing forces (OPFOR) element has located the enemy. Priority intelligence requirements (PIR) and other intelligence requirements have been obtained by OPFOR patrols. The OPFOR units deliver chemical agents, by means of conventional artillery weapons or aircraft, along selected supply routes and key bases in the rear area.

**STANDARD:** The OPFOR element disrupts enemy movement and operations using persistent and nonpersistent chemical weapons. 1. Delivers chemical agents in low and densely wooded areas. 2. Delays the movement of enemy supplies and equipment to the forward areas. 3. Restricts the movement of the enemy units in the rear area. 4. Channels the movement of enemy units into predesignated ambush areas. 5. Contaminates enemy supplies and equipment. 6. Inflicts a high rate of casualties on enemy forces.

**TASK:** Disrupt Movement (5-OPFOR-0014)

**CONDITION:** The enemy is expected to move through the opposing forces (OPFOR) element's area of operations. The OPFOR element has received an operation order (OPORD) or fragmentary order (FRAGO) to disrupt enemy movement. The enemy has the capability to defend with direct fire and antiarmor weapons.

**STANDARD:** The OPFOR element delays enemy movement. 1. Delays the element. 2. Forces the element to deviate from its route. 3. Prevents the element from reaching its destination. 4. Surprises the element's main body.

**TASK:** Counter Passage of Lines (5-OPFOR-0012)

**CONDITION:** Enemy forces are in defensive positions, but they are expected to attempt passage-of-lines operations. The opposing forces (OPFOR) received orders to disrupt enemy passage-of-lines operations.

**STANDARD:** The OPFOR element delays or prevents enemy passage of lines. 1. Delays the passage. 2. Prevents the company from moving all personnel through the stationary unit. 3. Engages the main body of either the moving or the stationary unit.

**TASK:** Disrupt Assembly Area (AA) Activities (5-OPFOR-0013)

**CONDITION:** Intelligence reports indicate that platoon- and company-size enemy units are operating in the opposing forces (OPFOR) area of operations. Enemy units can defend from AAs with direct fire, antiarmor weapons, and indirect fire. The enemy has close air support (CAS) and nuclear, biological, and chemical (NBC) capabilities.

**STANDARD:** The OPFOR element locates and disrupts the enemy's AA activities. 1. Locates the element's AA. 2. Probes the AA with squad- or team-size elements. 3. Inflicts more than 5 percent casualties on the element. 4. Disrupts the element's preparations (prevents or delays beyond the element's allotted time).

**TASK:** Attack (5-OPFOR-0001)

**CONDITION:** The opposing forces (OPFOR) element has located the enemy. The priority intelligence requirements (PIR) and other intelligence requirements have been obtained by OPFOR patrols. The OPFOR element has automatic and antiarmor weapons and light mortars.

**STANDARD:** The OPFOR element attempts to seize the terrain, vehicles, or equipment. 1. Develops an attack plan. 2. Surprises the enemy unit's main body. 3. Initiates the attack using a scheme of maneuver that exploits the enemy's flanks, gaps, and weaknesses. 4. Uses covered and concealed routes to approach the enemy forces' flanks, gaps, or weakly held areas. 5. Employs indirect fire to support the attack. 6. Penetrates enemy defenses. 7. Destroys equipment and supplies. 8. Inflicts heavy casualties. 9. Isolates the combat service support (CSS) base by blocking reinforcements. 10. Forces enemy units to displace. 11. Avoids being fixed in one position. 12. Withdraws before the CSS base is reinforced with tactical combat forces.

**TASK:** Surrender to the Capturing Unit on the Battlefield (5-OPFOR-0024)

**CONDITION:** The enemy has captured the opposing forces (OPFOR) element's soldiers, documents, and equipment sensitive to the OPFOR tactical operations.

**STANDARD:** The OPFOR soldiers retain or destroy documents and equipment. The OPFOR element surrenders documents and equipment of no tactical use to the enemy and attempts to conceal or destroy items of tactical value. The OPFOR element attempts escape and evasion. 1. Prevents the successful capture of documents and equipment. 2. Destroys documents and equipment. 3. Removes identifying markings from equipment. 4. Removes unit-identifying insignia. 5. Provides misleading information. 6. Plans an escape. 7. Delays movement to the nearest collection point. 8. Prevents safeguarding of enemy prisoners of war (EPWs) in order to cause embarrassment to the United States (US).

**TASK:** Conduct Air Attacks (5-OPFOR-0002)

**CONDITION:** The opposing forces (OPFOR) element in the rear area has forwarded the positions of the enemy support sites or the locations of moving elements. The OPFOR aircraft have been dispatched to attack enemy installations or convoys.

**STANDARD:** The OPFOR element attempts to delay, disrupt, or damage the enemy targets by air. 1. Locates the target (support sites or convoys). 2. Makes attack runs on the designated targets. 3. Inflicts heavy damage to the selected target. 4. Sustains no loss of aircraft. 5. Delays moving the force for more than one hour.

**TASK:** Conduct Sniper Operations (5-OPFOR-0006)

**CONDITION:** The opposing forces (OPFOR) element has assigned snipers (regular or irregular elements) in the enemy's rear area along the main supply route (MSR) and near support sites.

**STANDARD:** The OPFOR element kills or wounds targets. 1. Sets up a well-concealed location. 2. Engages vehicle drivers or personnel on foot with short bursts of semiautomatic fire. 3. Kills or wounds selected targets. 4. Prevents the position from being discovered by enemy forces. 5. Evacuates the area without being spotted. 6. Reports all specified priority intelligence requirements (PIR) and other intelligence requirements to the OPFOR headquarters (HQ).

**ELEMENTS:** Team Headquarters  
Heavy Diving Section

**TASK:** Perform Field Sanitation Functions (08-2-R315.05-T01A)  
(FM 21-10) (AR 200-1) (AR 385-10)  
(AR 40-5) (FM 4-25.12)

**ITERATION:** 1 2 3 4 5 M (Circle)

**COMMANDER/LEADER ASSESSMENT:** T P U (Circle)

**CONDITIONS:** Health hazards exist that require field sanitation measures. The element is in the field without permanent sanitation or water facilities. The commander has selected and trained the unit's field sanitation team (FST). The combat health support (CHS) plan, the tactical standing operating procedure (TACSOP), and higher headquarters (HQ) operation order (OPORD) are available. All required sanitation equipment is available. Field sanitation measures are continuous and are performed simultaneously with other operational tasks. Simplified collective-protection equipment (SCPE) is on hand and field-expedient and natural shelters are available. Some iterations of this task should be performed in MOPP4.

**TASK STANDARDS:** The FST performs field sanitation measures according to the TACSOP, Field Manuals (FMs) 21-10 and 21-10-1, and the commander's guidance. At mission-oriented protection posture (MOPP) 4, only minimum-essential field sanitation activities are performed. The time required to perform this task is increased when conducting it in MOPP 4.

TASK STEPS AND PERFORMANCE MEASURES	GO	NO-GO
<p>* 1. The commander directs field sanitation measures.</p> <ul style="list-style-type: none"> <li>a. Directed field sanitation activities to counter a medical threat.</li> <li>b. Monitored field sanitation activities for compliance with FMs 21-10 and 21-10-1 and the TACSOP.</li> <li>c. Enforced individual field sanitation measures.</li> <li>d. Requested assistance from the supporting preventive medicine (PVNTMED) element for sanitation problems that were beyond the expertise of the unit's FST according to the TACSOP and the OPORD.</li> <li>e. Corrected field sanitation deficiencies.</li> <li>f. Reported field sanitation deficiencies that could not be corrected by unit personnel to the FST.</li> <li>g. Enforced safety procedures according to Army Regulation (AR) 385-10 and the TACSOP.</li> <li>h. Enforced environmental-protection procedures according to AR 200-1 and the TACSOP.</li> </ul> <p>2. The FST supervises the unit's field sanitation measures.</p> <ul style="list-style-type: none"> <li>a. Maintained the field sanitation basic load according to AR 40-5 and FM 21-10-1.</li> <li>b. Supervised the distribution of field sanitation basic load items according to AR 40-5 and FM 21-10-1.</li> <li>c. Tested the unit's water supply for the required chlorine residual level according to FM 21-10-1 and the TACSOP.</li> <li>d. Inspected water containers and trailers according to FM 21-10-1 and the TACSOP.</li> <li>e. Monitored personnel to ensure that they used personal protective measures (skin, clothing, and bed net repellent) against arthropods and rodents according to applicable directives and the commander's guidance.</li> <li>f. Conducted rodent surveys, as required.</li> </ul>		

TASK STEPS AND PERFORMANCE MEASURES	GO	NO-GO
<ul style="list-style-type: none"> <li>g. Monitored personnel for the employment of correct hygiene measures.</li> <li>h. Monitored waste facilities and procedures for compliance with AR 40-5, FM 21-10-1, and the TACSOP, as required.                             <ul style="list-style-type: none"> <li>i. Inspected latrines and urinals according to FM 21-10-1 and the TACSOP.</li> <li>j. Inspected liquid and solid waste-disposal facilities to ensure their compliance with AR 40-5, FM 21-10-1, and the TACSOP.</li> </ul> </li> <li>k. Inspected hand-washing devices according to FM 21-10-1 and the TACSOP.</li> <li>l. Inspected the transport, storage, preparation, and service of food for compliance with FM 21-10-1 and the TACSOP.</li> <li>m. Provided advice, recommendations, and training requirements to the commander.</li> <li>n. Enforced safety procedures according to AR 385-10 and the TACSOP.</li> <li>o. Enforced environmental-protection procedures according to AR 200-1 and the TACSOP.</li> </ul> <p>3. Unit personnel employ field sanitation measures.</p> <ul style="list-style-type: none"> <li>a. Maintained the prescribed load of water purification materials according to AR 40-5, FM 21-10, and the TACSOP.</li> <li>b. Prepared nonpotable water for personal use according to FM 21-10 and the TACSOP.</li> <li>c. Consumed only water designated as potable.</li> <li>d. Maintained latrines and hand-washing facilities according to FM 21-10 and the TACSOP.</li> <li>e. Employed preventive measures against cold and heat injuries.</li> <li>f. Employed personal-hygiene measures.</li> <li>g. Employed preventive measures against arthropod and rodent infestation, to include using skin, clothing, and bed net repellent.</li> <li>h. Reported field sanitation deficiencies to the FST.</li> <li>i. Employed safety procedures according to AR 385-10 and the TACSOP.</li> <li>j. Employed environmental-protection procedures according to AR 200-1 and the TACSOP.</li> </ul>		

TASK PERFORMANCE / EVALUATION SUMMARY BLOCK							
ITERATION	1	2	3	4	5	M	TOTAL
TOTAL TASK STEPS EVALUATED							
TOTAL TASK STEPS "GO"							
TRAINING STATUS "GO"/"NO-GO"							

“\*” indicates a leader task step.

**SUPPORTING INDIVIDUAL TASKS: NONE**

**SUPPORTING COLLECTIVE TASKS: NONE**

**OPFOR TASKS AND STANDARDS**

**TASK:** Surrender to the Capturing Unit on the Battlefield (5-OPFOR-0024)

**CONDITION:** The enemy has captured the opposing forces (OPFOR) element's soldiers, documents, and equipment sensitive to the OPFOR tactical operations.

**STANDARD:** The OPFOR soldiers retain or destroy documents and equipment. The OPFOR element surrenders documents and equipment of no tactical use to the enemy and attempts to conceal or destroy items of tactical value. The OPFOR element attempts escape and evasion. 1. Prevents the successful capture of documents and equipment. 2. Destroys documents and equipment. 3. Removes identifying markings from equipment. 4. Removes unit-identifying insignia. 5. Provides misleading information. 6. Plans an escape. 7. Delays movement to the nearest collection point. 8. Prevents safeguarding of enemy prisoners of war (EPWs) in order to cause embarrassment to the United States (US).

**TASK:** Disrupt a Route Reconnaissance (5-OPFOR-0021)

**CONDITION:** The enemy is conducting a route reconnaissance. The opposing forces (OPFOR) element is positioned along the enemy's route.

**STANDARD:** The OPFOR element attempts to disrupt a squad/section conducting a route reconnaissance. 1. Prevents the unit from meeting its specified time schedule. 2. Forces the unit to deviate from its specified route. 3. Prevents the unit from reaching its assigned destination. 4. Surprises the squad/section. 5. Inflicts casualties on the unit.

**TASK:** Conduct an Aerial Reconnaissance (5-OPFOR-0010)

**CONDITION:** The opposing forces (OPFOR) headquarters (HQ) element requires intelligence on the locations and identification of enemy elements. An aircraft is dispatched to take photographs and make a visual inspection of the enemy rear area.

**STANDARD:** The OPFOR element gathers photograph intelligence of the enemy. 1. Photographs the assigned sectors. 2. Makes quick visual checks where the ceiling is low. 3. Locates enemy positions in the area, particularly support and storage bases, and command and control (C2) facilities. 4. Sustains no loss of aircraft. 5. Reports priority intelligence requirements (PIR) and other information requirements to the OPFOR HQ.

**TASK:** Conduct a Raid (5-OPFOR-0004)

**CONDITION:** The opposing forces (OPFOR) element has occupied an objective rally point and has orders to conduct a raid on a combat service support (CSS) base.

**STANDARD:** The OPFOR element infiltrates the enemy's base and destroys all of the targets. 1. Surprises the enemy forces. 2. Assaults the support base and accomplishes the assigned tasks. 3. Destroys the specified equipment and supplies. 4. Avoids being decisively engaged. 5. Withdraws all personnel from the objective areas within the time prescribed. 6. Obtains all priority intelligence requirements (PIR) from the raid site. 7. Sustains only light casualties from enemy fire.

**TASK:** Defeat Obstacles (5-OPFOR-0009)

**CONDITION:** The opposing forces (OPFOR) element encounters an obstacle that blocks the avenue of approach as it advances upon the enemy forces.

**STANDARD:** The OPFOR element bypasses or breaches the enemy obstacle. 1. Detects the obstacle before halting its main body. 2. Defeats the obstacle. a. Bypasses the obstacle without entering the engagement areas. b. Breaches the obstacle within 45 minutes and passes its entire force through the obstacle. 3. Does not incur degradation to the point that the mission must be discontinued.



**TASK:** Conduct an Attack (5-OPFOR-0008)

**CONDITION:** The enemy is conducting tactical operations. The opposing forces (OPFOR) element receives orders to attack the enemy, the area of occupation, or the main supply route (MSR) with smoke.

**STANDARD:** The OPFOR element disrupts the enemy's movement and smoke operations. 1. Determines the delivery method of the smoke attack. 2. Locates the target. 3. Delivers the smoke attack downwind. 4. Attacks the enemy with smoke, and surge attacks when the enemy responds to the smoke.

**TASK:** Disrupt Construction of Vehicle Fighting Positions (5-OPFOR-0020)

**CONDITION:** The opposing forces (OPFOR) element has located the enemy. The priority intelligence requirements (PIR) and other intelligence obtained by OPFOR patrols indicate the enemy is constructing vehicle fighting positions within its defensive area. The OPFOR element has automatic and antiarmor weapons and light mortars.

**STANDARD:** The OPFOR element attempts to disrupt the enemy's efforts to establish vehicle fighting positions. 1. Locates the defensive area. 2. Surprises the main body. 3. Penetrates the defensive area with squad-size probes. 4. Inflicts casualties on the unit. 5. Destroys vehicles. 6. Disrupts the unit's preparations (prevents or delays beyond the unit's allotted time).

**TASK:** Disrupt an Engineer Reconnaissance (5-OPFOR-0022)

**CONDITION:** The enemy is conducting an engineer reconnaissance. The opposing forces (OPFOR) element is positioned along the enemy's route.

**STANDARD:** The OPFOR element disrupts an engineer reconnaissance. 1. Prevents the unit from meeting its specified time schedule. 2. Forces the unit to deviate from its specified route. 3. Prevents the unit from accomplishing its assigned engineer reconnaissance. 4. Surprises the unit conducting the reconnaissance.

**TASK:** Conduct Terrorist and Saboteur Attacks (5-OPFOR-0005)

**CONDITION:** The opposing forces (OPFOR) element dispatches small teams into the enemy's rear area to disrupt combat service support (CSS) operations.

**STANDARD:** The enemy sustains disrupted command and control (C2), destroyed equipment and supplies, and light casualties. 1. Locates rear support bases and C2 facilities. 2. Delays and disrupts CSS operations through probes. 3. Infiltrates CSS bases to conduct sabotage and terrorist activities. 4. Inflicts light casualties. 5. Destroys supplies and equipment.

**TASK:** Defend a Minefield (5-OPFOR-0023)

**CONDITION:** The enemy is conducting a minefield sweeping operation. The opposing forces (OPFOR) element has a minefield placed in the enemy's path. The minefield is under constant observation and fire.

**STANDARD:** The OPFOR element defends a minefield against an enemy element conducting a minefield sweeping operation. 1. Prevents the unit from detecting the obstacle. 2. Disrupts the minefield sweeping operation. 3. Prevents the unit from conducting the minefield sweeping operation, prevents the unit from moving all personnel through the breach or delays the completion of the minefield sweeping operation for more than 45 minutes.

**TASK:** Conduct an Ambush (5-OPFOR-0007)

**CONDITION:** The enemy is moving in a convoy. The opposing forces (OPFOR) element is positioned along the enemy's route.

**STANDARD:** The OPFOR element inflicts casualties on the enemy and causes vehicle and equipment damage. 1. Prepares an ambush site before the element arrives. 2. Surprises march element forces. 3. Inflicts heavy casualties within the designated kill zone. 4. Inflicts heavy damage to vehicles and equipment within the designated kill zone. 5. Delays the march element from reaching a specified destination for a specified period of time. 6. Withdraws on order. 7. Sustains no casualties. 8. Reports actions to superiors.

**TASK:** Maintain Contact (5-OPFOR-0003)

**CONDITION:** The opposing forces (OPFOR) element is engaged with enemy base defense forces. The enemy forces are withdrawing under pressure.

**STANDARD:** The OPFOR element maintains enemy contact while the enemy withdraws. 1. Engages the enemy forces decisively. 2. Advances the OPFOR as the enemy forces withdraw. 3. Inflicts heavy casualties. 4. Captures the members of the enemy force. 5. Captures documents and equipment. 6. Safeguards captured documents, equipment, and personnel.

**TASK:** Disrupt a Net Control Station (NCS) (5-OPFOR-0019)

**CONDITION:** The enemy has established a NCS. The opposing forces (OPFOR) element has radio and jamming equipment.

**STANDARD:** The OPFOR element attempts to disrupt an NCS. 1. Attempts to locate the radio frequency that the unit is operating on. 2. Attempts to enter the radio net. 3. Attempts to issue "bogus" orders to a unit on the net. 4. Jams the radio frequency and forces the unit to go to an alternate frequency.

**TASK:** Disrupt Defensive Preparations (5-OPFOR-0018)

**CONDITION:** The opposing forces (OPFOR) element has located the enemy. Priority intelligence requirements (PIR) and other intelligence requirements obtained by OPFOR patrols indicate that the enemy elements are establishing defensive positions. The OPFOR element has automatic and antiarmor weapons and light mortars.

**STANDARD:** The OPFOR element disrupts and delays the enemy's defensive preparations. 1. Locates and penetrates the enemy's security system. 2. Forces the enemy to delay defensive preparations. 3. Disrupts the enemy's obstacle preparations.

**TASK:** Disrupt Enemy Movement and Operations Using Tactical Nuclear Weapons (5-OPFOR-0016)

**CONDITION:** The opposing forces (OPFOR) element has located the enemy. Priority intelligence requirements (PIR) and other intelligence requirements have been obtained by OPFOR patrols. Tactical nuclear weapons are employed against key locations in the rear area.

**STANDARD:** The OPFOR element disrupts enemy movement and operations. 1. Disrupts or delays the movement of the enemy's equipment and supplies to the forward areas. 2. Destroys enemy equipment and supplies. 3. Inflicts a high rate of nuclear casualties among the enemy forces. 4. Denies the enemy the use of specified areas. 5. Contaminates the enemy's equipment and supplies.

**TASK:** Disrupt Quarters Party Operations (5-OPFOR-0017)

**CONDITION:** The enemy is conducting quarters party operations. It has established an assembly area (AA) but has not moved in the main body.

**STANDARD:** The opposing forces (OPFOR) element attempts to disrupt quartering party operations and infiltrate the enemy's AA. 1. Locates the quartering party and the AA. 2. Surprises the main body. 3. Penetrates the AA with squad-size probes. 4. Inflicts personnel casualties and vehicle damage. 5. Disrupts the unit's preparations (prevents or delays beyond the unit's allotted time).

**TASK:** Disrupt Enemy Movement and Operations Using Persistent and Nonpersistent Chemical Weapons (5-OPFOR-0015)

**CONDITION:** The opposing forces (OPFOR) element has located the enemy. Priority intelligence requirements (PIR) and other intelligence requirements have been obtained by OPFOR patrols. The OPFOR units deliver chemical agents, by means of conventional artillery weapons or aircraft, along selected supply routes and key bases in the rear area.

**STANDARD:** The OPFOR element disrupts enemy movement and operations using persistent and nonpersistent chemical weapons. 1. Delivers chemical agents in low and densely wooded areas. 2. Delays the movement of enemy supplies and equipment to the forward areas. 3. Restricts the movement of the enemy units in the rear area. 4. Channels the movement of enemy units into predesignated ambush areas. 5. Contaminates enemy supplies and equipment. 6. Inflicts a high rate of casualties on enemy forces.

**TASK:** Disrupt Movement (5-OPFOR-0014)

**CONDITION:** The enemy is expected to move through the opposing forces (OPFOR) element's area of operations. The OPFOR element has received an operation order (OPORD) or fragmentary order (FRAGO) to disrupt enemy movement. The enemy has the capability to defend with direct fire and antiarmor weapons.

**STANDARD:** The OPFOR element delays enemy movement. 1. Delays the element. 2. Forces the element to deviate from its route. 3. Prevents the element from reaching its destination. 4. Surprises the element's main body.

**TASK:** Counter Passage of Lines (5-OPFOR-0012)

**CONDITION:** Enemy forces are in defensive positions, but they are expected to attempt passage-of-lines operations. The opposing forces (OPFOR) received orders to disrupt enemy passage-of-lines operations.

**STANDARD:** The OPFOR element delays or prevents enemy passage of lines. 1. Delays the passage. 2. Prevents the company from moving all personnel through the stationary unit. 3. Engages the main body of either the moving or the stationary unit.

**TASK:** Disrupt Assembly Area (AA) Activities (5-OPFOR-0013)

**CONDITION:** Intelligence reports indicate that platoon- and company-size enemy units are operating in the opposing forces (OPFOR) area of operations. Enemy units can defend from AAs with direct fire, antiarmor weapons, and indirect fire. The enemy has close air support (CAS) and nuclear, biological, and chemical (NBC) capabilities.

**STANDARD:** The OPFOR element locates and disrupts the enemy's AA activities. 1. Locates the element's AA. 2. Probes the AA with squad- or team-size elements. 3. Inflicts more than 5 percent casualties on the element. 4. Disrupts the element's preparations (prevents or delays beyond the element's allotted time).

**TASK:** Attack (5-OPFOR-0001)

**CONDITION:** The opposing forces (OPFOR) element has located the enemy. The priority intelligence requirements (PIR) and other intelligence requirements have been obtained by OPFOR patrols. The OPFOR element has automatic and antiarmor weapons and light mortars.

**STANDARD:** The OPFOR element attempts to seize the terrain, vehicles, or equipment. 1. Develops an attack plan. 2. Surprises the enemy unit's main body. 3. Initiates the attack using a scheme of maneuver that exploits the enemy's flanks, gaps, and weaknesses. 4. Uses covered and concealed routes to approach the enemy forces' flanks, gaps, or weakly held areas. 5. Employs indirect fire to support the attack. 6. Penetrates enemy defenses. 7. Destroys equipment and supplies. 8. Inflicts heavy casualties. 9. Isolates the combat service support (CSS) base by blocking reinforcements. 10. Forces enemy units to displace. 11. Avoids being fixed in one position. 12. Withdraws before the CSS base is reinforced with tactical combat forces.

**TASK:** Conduct Air Attacks (5-OPFOR-0002)

**CONDITION:** The opposing forces (OPFOR) element in the rear area has forwarded the positions of the enemy support sites or the locations of moving elements. The OPFOR aircraft have been dispatched to attack enemy installations or convoys.

**STANDARD:** The OPFOR element attempts to delay, disrupt, or damage the enemy targets by air. 1. Locates the target (support sites or convoys). 2. Makes attack runs on the designated targets. 3. Inflicts heavy damage to the selected target. 4. Sustains no loss of aircraft. 5. Delays moving the force for more than one hour.

**TASK:** Conduct Sniper Operations (5-OPFOR-0006)

**CONDITION:** The opposing forces (OPFOR) element has assigned snipers (regular or irregular elements) in the enemy's rear area along the main supply route (MSR) and near support sites.

**STANDARD:** The OPFOR element kills or wounds targets. 1. Sets up a well-concealed location. 2. Engages vehicle drivers or personnel on foot with short bursts of semiautomatic fire. 3. Kills or wounds selected targets. 4. Prevents the position from being discovered by enemy forces. 5. Evacuates the area without being spotted. 6. Reports all specified priority intelligence requirements (PIR) and other intelligence requirements to the OPFOR headquarters (HQ).

**ELEMENTS:** Team Headquarters  
Heavy Diving Section

**TASK:** Perform Unit Graves Registration (GRREG) Operations (10-2-0318.05-T01A)  
(FM 10-64) (FM 3-4) (FM 3-5)

**ITERATION:** 1 2 3 4 5 M (Circle)

**COMMANDER/LEADER ASSESSMENT:** T P U (Circle)

**CONDITIONS:** The element has sustained fatalities. The tactical situation permits GRREG operations to be performed. Some remains may be contaminated. The tactical standing operating procedure (TACSOP) is available. There are no GRREG personnel available; nonmortuary affairs personnel perform the task. The theater commander has authorized emergency burials.

**NOTE:** Only those tasks deemed mission-essential by the commander are performed in mission-oriented protection posture (MOPP) 4. Some iterations of this task should be performed in MOPP4.

**TASK STANDARDS:** The element either recovers the killed in action (KIA) and evacuates them to a designated mortuary-affair collection point or performs an emergency burial. Personal possessions are not lost. Locations of the emergency graves are recorded and reported to higher headquarters (HQ). These activities are curtailed in MOPP 4. The time required to perform this task is increased when conducting it in MOPP 4.

TASK STEPS AND PERFORMANCE MEASURES	GO	NO-GO
<ul style="list-style-type: none"> <li>* 1. The element commander designates a search-and-recovery team.                             <ul style="list-style-type: none"> <li>a. Selected a team leader.</li> <li>b. Issued guidance.</li> </ul> </li> <li>* 2. The search-and-recovery team leader prepares for the search.                             <ul style="list-style-type: none"> <li>a. Performed a map or aerial reconnaissance of the search area.</li> <li>b. Identified additional support requirements.</li> <li>c. Requested additional support requirements from higher HQ.</li> <li>d. Identified the search pattern to be used.</li> <li>e. Coordinated nuclear, biological, and chemical (NBC) and explosive ordnance disposal (EOD) assistance with higher HQ.</li> <li>f. Coordinated area security with higher HQ.</li> </ul> </li> <li>* 3. The search-and-recovery team leader supervises the search-and-recovery and the evacuation operations.                             <ul style="list-style-type: none"> <li>a. Briefed the search-and-recovery team on the operational procedures.</li> <li>b. Issued personal effects bags, human remains pouches, if available, and NBC agent tags.</li> <li>c. Assigned the search area.</li> <li>d. Monitored the search-and-recovery team operations for compliance with the TACSOP and the commander's guidance.</li> <li>e. Coordinated evacuation operations with higher HQ.</li> <li>f. Forwarded the situation report (SITREP) to higher HQ according to the TACSOP.</li> </ul> </li> <li>4. The search-and-recovery team conducts the search.                             <ul style="list-style-type: none"> <li>a. Checked the area immediately for mines or booby traps.</li> <li>b. Searched the assigned areas for remains and personal effects.</li> <li>c. Marked the terrain location of the remains with pegs.</li> <li>d. Collected all disassociated personal effects.</li> </ul> </li> </ul>		

TASK STEPS AND PERFORMANCE MEASURES	GO	NO-GO
<p>e. Recorded the eight-digit grid coordinates of the recovery site.</p> <p>5. The search-and-recovery team recovers remains.</p> <ul style="list-style-type: none"> <li>a. Established tentative identification.</li> <li>b. Attached the NBC tag or a tag marked with a large C to the contaminated and contagious remains.</li> <li>c. Attached personal effects to the remains.</li> <li>d. Shrouded the remains with available materials.</li> <li>e. Prepared a sketch of the recovery site.</li> <li>f. Prepared a map overlay of the recovery site.</li> </ul> <p>6. The search-and-recovery team evacuates remains.</p> <ul style="list-style-type: none"> <li>a. Verified that personal effects were attached to the remains.</li> <li>b. Loaded the remains in ground transportation, feet first and in aircraft, headfirst.</li> <li>c. Transported the remains in a covered vehicle or aircraft to a designated mortuary-affair collection point.</li> </ul> <p>* 7. The search-and-recovery team leader supervises emergency burials.</p> <ul style="list-style-type: none"> <li>a. Identified the specific burial site.</li> <li>b. Supervised the marking of the grave site.</li> <li>c. Supervised the burying of all recovered remains and their personal effects.</li> </ul> <p>8. The search-and-recovery team performs emergency burials.</p> <ul style="list-style-type: none"> <li>a. Prepared the grave site.</li> <li>b. Placed the remains in the grave.</li> <li>c. Marked all grave sites.</li> <li>d. Buried the United States, allied, and enemy forces remains with their personal effects in separate grave sites.</li> </ul>		

TASK PERFORMANCE / EVALUATION SUMMARY BLOCK							
ITERATION	1	2	3	4	5	M	TOTAL
TOTAL TASK STEPS EVALUATED							
TOTAL TASK STEPS "GO"							
TRAINING STATUS "GO"/"NO-GO"							

"\*\*" indicates a leader task step.

**SUPPORTING INDIVIDUAL TASKS: NONE**

**SUPPORTING COLLECTIVE TASKS: NONE**

**OPFOR TASKS AND STANDARDS**

**TASK:** Surrender to the Capturing Unit on the Battlefield (5-OPFOR-0024)

**CONDITION:** The enemy has captured the opposing forces (OPFOR) element's soldiers, documents, and equipment sensitive to the OPFOR tactical operations.

**STANDARD:** The OPFOR soldiers retain or destroy documents and equipment. The OPFOR element surrenders documents and equipment of no tactical use to the enemy and attempts to conceal or destroy items of tactical value. The OPFOR element attempts escape and evasion. 1. Prevents the successful capture of documents and equipment. 2. Destroys documents and equipment. 3. Removes identifying markings from equipment. 4. Removes unit-identifying insignia. 5. Provides misleading information. 6. Plans an escape. 7. Delays movement to the nearest collection point. 8. Prevents safeguarding of enemy prisoners of war (EPWs) in order to cause embarrassment to the United States (US).

**TASK:** Disrupt a Route Reconnaissance (5-OPFOR-0021)

**CONDITION:** The enemy is conducting a route reconnaissance. The opposing forces (OPFOR) element is positioned along the enemy's route.

**STANDARD:** The OPFOR element attempts to disrupt a squad/section conducting a route reconnaissance. 1. Prevents the unit from meeting its specified time schedule. 2. Forces the unit to deviate from its specified route. 3. Prevents the unit from reaching its assigned destination. 4. Surprises the squad/section. 5. Inflicts casualties on the unit.

**TASK:** Conduct an Aerial Reconnaissance (5-OPFOR-0010)

**CONDITION:** The opposing forces (OPFOR) headquarters (HQ) element requires intelligence on the locations and identification of enemy elements. An aircraft is dispatched to take photographs and make a visual inspection of the enemy rear area.

**STANDARD:** The OPFOR element gathers photograph intelligence of the enemy. 1. Photographs the assigned sectors. 2. Makes quick visual checks where the ceiling is low. 3. Locates enemy positions in the area, particularly support and storage bases, and command and control (C2) facilities. 4. Sustains no loss of aircraft. 5. Reports priority intelligence requirements (PIR) and other information requirements to the OPFOR HQ.

**TASK:** Conduct a Raid (5-OPFOR-0004)

**CONDITION:** The opposing forces (OPFOR) element has occupied an objective rally point and has orders to conduct a raid on a combat service support (CSS) base.

**STANDARD:** The OPFOR element infiltrates the enemy's base and destroys all of the targets. 1. Surprises the enemy forces. 2. Assaults the support base and accomplishes the assigned tasks. 3. Destroys the specified equipment and supplies. 4. Avoids being decisively engaged. 5. Withdraws all personnel from the objective areas within the time prescribed. 6. Obtains all priority intelligence requirements (PIR) from the raid site. 7. Sustains only light casualties from enemy fire.

**TASK:** Defeat Obstacles (5-OPFOR-0009)

**CONDITION:** The opposing forces (OPFOR) element encounters an obstacle that blocks the avenue of approach as it advances upon the enemy forces.

**STANDARD:** The OPFOR element bypasses or breaches the enemy obstacle. 1. Detects the obstacle before halting its main body. 2. Defeats the obstacle. a. Bypasses the obstacle without entering the engagement areas. b. Breaches the obstacle within 45 minutes and passes its entire force through the obstacle. 3. Does not incur degradation to the point that the mission must be discontinued.

**TASK:** Conduct an Attack (5-OPFOR-0008)

**CONDITION:** The enemy is conducting tactical operations. The opposing forces (OPFOR) element receives orders to attack the enemy, the area of occupation, or the main supply route (MSR) with smoke.

**STANDARD:** The OPFOR element disrupts the enemy's movement and smoke operations. 1. Determines the delivery method of the smoke attack. 2. Locates the target. 3. Delivers the smoke attack downwind. 4. Attacks the enemy with smoke, and surge attacks when the enemy responds to the smoke.

**TASK:** Disrupt Construction of Vehicle Fighting Positions (5-OPFOR-0020)

**CONDITION:** The opposing forces (OPFOR) element has located the enemy. The priority intelligence requirements (PIR) and other intelligence obtained by OPFOR patrols indicate the enemy is constructing vehicle fighting positions within its defensive area. The OPFOR element has automatic and antiarmor weapons and light mortars.

**STANDARD:** The OPFOR element attempts to disrupt the enemy's efforts to establish vehicle fighting positions. 1. Locates the defensive area. 2. Surprises the main body. 3. Penetrates the defensive area with squad-size probes. 4. Inflicts casualties on the unit. 5. Destroys vehicles. 6. Disrupts the unit's preparations (prevents or delays beyond the unit's allotted time).

**TASK:** Disrupt an Engineer Reconnaissance (5-OPFOR-0022)

**CONDITION:** The enemy is conducting an engineer reconnaissance. The opposing forces (OPFOR) element is positioned along the enemy's route.

**STANDARD:** The OPFOR element disrupts an engineer reconnaissance. 1. Prevents the unit from meeting its specified time schedule. 2. Forces the unit to deviate from its specified route. 3. Prevents the unit from accomplishing its assigned engineer reconnaissance. 4. Surprises the unit conducting the reconnaissance.

**TASK:** Conduct Terrorist and Saboteur Attacks (5-OPFOR-0005)

**CONDITION:** The opposing forces (OPFOR) element dispatches small teams into the enemy's rear area to disrupt combat service support (CSS) operations.

**STANDARD:** The enemy sustains disrupted command and control (C2), destroyed equipment and supplies, and light casualties. 1. Locates rear support bases and C2 facilities. 2. Delays and disrupts CSS operations through probes. 3. Infiltrates CSS bases to conduct sabotage and terrorist activities. 4. Inflicts light casualties. 5. Destroys supplies and equipment.

**TASK:** Defend a Minefield (5-OPFOR-0023)

**CONDITION:** The enemy is conducting a minefield sweeping operation. The opposing forces (OPFOR) element has a minefield placed in the enemy's path. The minefield is under constant observation and fire.

**STANDARD:** The OPFOR element defends a minefield against an enemy element conducting a minefield sweeping operation. 1. Prevents the unit from detecting the obstacle. 2. Disrupts the minefield sweeping operation. 3. Prevents the unit from conducting the minefield sweeping operation, prevents the unit from moving all personnel through the breach or delays the completion of the minefield sweeping operation for more than 45 minutes.

**TASK:** Conduct an Ambush (5-OPFOR-0007)

**CONDITION:** The enemy is moving in a convoy. The opposing forces (OPFOR) element is positioned along the enemy's route.



**STANDARD:** The OPFOR element inflicts casualties on the enemy and causes vehicle and equipment damage. 1. Prepares an ambush site before the element arrives. 2. Surprises march element forces. 3. Inflicts heavy casualties within the designated kill zone. 4. Inflicts heavy damage to vehicles and equipment within the designated kill zone. 5. Delays the march element from reaching a specified destination for a specified period of time. 6. Withdraws on order. 7. Sustains no casualties. 8. Reports actions to superiors.

**TASK:** Maintain Contact (5-OPFOR-0003)

**CONDITION:** The opposing forces (OPFOR) element is engaged with enemy base defense forces. The enemy forces are withdrawing under pressure.

**STANDARD:** The OPFOR element maintains enemy contact while the enemy withdraws. 1. Engages the enemy forces decisively. 2. Advances the OPFOR as the enemy forces withdraw. 3. Inflicts heavy casualties. 4. Captures the members of the enemy force. 5. Captures documents and equipment. 6. Safeguards captured documents, equipment, and personnel.

**TASK:** Disrupt a Net Control Station (NCS) (5-OPFOR-0019)

**CONDITION:** The enemy has established a NCS. The opposing forces (OPFOR) element has radio and jamming equipment.

**STANDARD:** The OPFOR element attempts to disrupt an NCS. 1. Attempts to locate the radio frequency that the unit is operating on. 2. Attempts to enter the radio net. 3. Attempts to issue "bogus" orders to a unit on the net. 4. Jams the radio frequency and forces the unit to go to an alternate frequency.

**TASK:** Disrupt Defensive Preparations (5-OPFOR-0018)

**CONDITION:** The opposing forces (OPFOR) element has located the enemy. Priority intelligence requirements (PIR) and other intelligence requirements obtained by OPFOR patrols indicate that the enemy elements are establishing defensive positions. The OPFOR element has automatic and antiarmor weapons and light mortars.

**STANDARD:** The OPFOR element disrupts and delays the enemy's defensive preparations. 1. Locates and penetrates the enemy's security system. 2. Forces the enemy to delay defensive preparations. 3. Disrupts the enemy's obstacle preparations.

**TASK:** Disrupt Enemy Movement and Operations Using Tactical Nuclear Weapons (5-OPFOR-0016)

**CONDITION:** The opposing forces (OPFOR) element has located the enemy. Priority intelligence requirements (PIR) and other intelligence requirements have been obtained by OPFOR patrols. Tactical nuclear weapons are employed against key locations in the rear area.

**STANDARD:** The OPFOR element disrupts enemy movement and operations. 1. Disrupts or delays the movement of the enemy's equipment and supplies to the forward areas. 2. Destroys enemy equipment and supplies. 3. Inflicts a high rate of nuclear casualties among the enemy forces. 4. Denies the enemy the use of specified areas. 5. Contaminates the enemy's equipment and supplies.

**TASK:** Disrupt Quartering Party Operations (5-OPFOR-0017)

**CONDITION:** The enemy is conducting quartering party operations. It has established an assembly area (AA) but has not moved in the main body.

**STANDARD:** The opposing forces (OPFOR) element attempts to disrupt quartering party operations and infiltrate the enemy's AA. 1. Locates the quartering party and the AA. 2. Surprises the main body. 3. Penetrates the AA with squad-size probes. 4. Inflicts personnel casualties and vehicle damage. 5. Disrupts the unit's preparations (prevents or delays beyond the unit's allotted time).

**TASK:** Disrupt Enemy Movement and Operations Using Persistent and Nonpersistent Chemical Weapons (5-OPFOR-0015)

**CONDITION:** The opposing forces (OPFOR) element has located the enemy. Priority intelligence requirements (PIR) and other intelligence requirements have been obtained by OPFOR patrols. The OPFOR units deliver chemical agents, by means of conventional artillery weapons or aircraft, along selected supply routes and key bases in the rear area.

**STANDARD:** The OPFOR element disrupts enemy movement and operations using persistent and nonpersistent chemical weapons. 1. Delivers chemical agents in low and densely wooded areas. 2. Delays the movement of enemy supplies and equipment to the forward areas. 3. Restricts the movement of the enemy units in the rear area. 4. Channels the movement of enemy units into predesignated ambush areas. 5. Contaminates enemy supplies and equipment. 6. Inflicts a high rate of casualties on enemy forces.

**TASK:** Disrupt Movement (5-OPFOR-0014)

**CONDITION:** The enemy is expected to move through the opposing forces (OPFOR) element's area of operations. The OPFOR element has received an operation order (OPORD) or fragmentary order (FRAGO) to disrupt enemy movement. The enemy has the capability to defend with direct fire and antiarmor weapons.

**STANDARD:** The OPFOR element delays enemy movement. 1. Delays the element. 2. Forces the element to deviate from its route. 3. Prevents the element from reaching its destination. 4. Surprises the element's main body.

**TASK:** Counter Passage of Lines (5-OPFOR-0012)

**CONDITION:** Enemy forces are in defensive positions, but they are expected to attempt passage-of-lines operations. The opposing forces (OPFOR) received orders to disrupt enemy passage-of-lines operations.

**STANDARD:** The OPFOR element delays or prevents enemy passage of lines. 1. Delays the passage. 2. Prevents the company from moving all personnel through the stationary unit. 3. Engages the main body of either the moving or the stationary unit.

**TASK:** Disrupt Assembly Area (AA) Activities (5-OPFOR-0013)

**CONDITION:** Intelligence reports indicate that platoon- and company-size enemy units are operating in the opposing forces (OPFOR) area of operations. Enemy units can defend from AAs with direct fire, antiarmor weapons, and indirect fire. The enemy has close air support (CAS) and nuclear, biological, and chemical (NBC) capabilities.

**STANDARD:** The OPFOR element locates and disrupts the enemy's AA activities. 1. Locates the element's AA. 2. Probes the AA with squad- or team-size elements. 3. Inflicts more than 5 percent casualties on the element. 4. Disrupts the element's preparations (prevents or delays beyond the element's allotted time).

**TASK:** Attack (5-OPFOR-0001)

**CONDITION:** The opposing forces (OPFOR) element has located the enemy. The priority intelligence requirements (PIR) and other intelligence requirements have been obtained by OPFOR patrols. The OPFOR element has automatic and antiarmor weapons and light mortars.

**STANDARD:** The OPFOR element attempts to seize the terrain, vehicles, or equipment. 1. Develops an attack plan. 2. Surprises the enemy unit's main body. 3. Initiates the attack using a scheme of maneuver that exploits the enemy's flanks, gaps, and weaknesses. 4. Uses covered and concealed routes to approach the enemy forces' flanks, gaps, or weakly held areas. 5. Employs indirect fire to support the attack. 6. Penetrates enemy defenses. 7. Destroys equipment and supplies. 8. Inflicts heavy casualties. 9. Isolates the combat service support (CSS) base by blocking reinforcements. 10. Forces enemy units to displace. 11. Avoids being fixed in one position. 12. Withdraws before the CSS base is reinforced with tactical combat forces.

**TASK:** Conduct Air Attacks (5-OPFOR-0002)

**CONDITION:** The opposing forces (OPFOR) element in the rear area has forwarded the positions of the enemy support sites or the locations of moving elements. The OPFOR aircraft have been dispatched to attack enemy installations or convoys.

**STANDARD:** The OPFOR element attempts to delay, disrupt, or damage the enemy targets by air. 1. Locates the target (support sites or convoys). 2. Makes attack runs on the designated targets. 3. Inflicts heavy damage to the selected target. 4. Sustains no loss of aircraft. 5. Delays moving the force for more than one hour.

**TASK:** Conduct Sniper Operations (5-OPFOR-0006)

**CONDITION:** The opposing forces (OPFOR) element has assigned snipers (regular or irregular elements) in the enemy's rear area along the main supply route (MSR) and near support sites.

**STANDARD:** The OPFOR element kills or wounds targets. 1. Sets up a well-concealed location. 2. Engages vehicle drivers or personnel on foot with short bursts of semiautomatic fire. 3. Kills or wounds selected targets. 4. Prevents the position from being discovered by enemy forces. 5. Evacuates the area without being spotted. 6. Reports all specified priority intelligence requirements (PIR) and other intelligence requirements to the OPFOR headquarters (HQ).

**ELEMENTS:** Team Headquarters  
Heavy Diving Section

**TASK:** Handle Enemy Prisoners of War (EPWs) (19-3-3106.05-T01A)  
(FM 3-19.40 (FM 19-40)) (AR 190-8)

**ITERATION:** 1 2 3 4 5 M (Circle)

**COMMANDER/LEADER ASSESSMENT:** T P U (Circle)

**CONDITIONS:** The enemy soldiers surrendered or were captured. Some iterations of this task should be performed in MOPP4.

**TASK STANDARDS:** The capturing element takes charge of and evacuates EPWs according to the unit's standing operating procedure (SOP) and the search, silence, segregate, speed, safeguard, and tag (5 Ss and T) method. The time required to perform this task is increased when conducting it in mission-oriented protection posture (MOPP) 4.

TASK STEPS AND PERFORMANCE MEASURES	GO	NO-GO
<ol style="list-style-type: none"> <li>1. The element searches EPWs.                             <ol style="list-style-type: none"> <li>a. Removed weapons and documents that had intelligence value.</li> <li>b. Returned the personal items of no military intelligence value, such as protective clothing and equipment.</li> <li>c. Furnished receipts to the prisoners for their personal property taken.</li> </ol> </li> <li>2. The element segregates EPWs.                             <ol style="list-style-type: none"> <li>a. Segregated EPWs by rank, sex, deserters, civilians, nationality, and ideology, when possible.</li> <li>b. Turned the wounded EPWs over to the medical personnel for evacuation through the medical channels.</li> </ol> </li> <li>3. The element silences EPWs.                             <ol style="list-style-type: none"> <li>a. Prevented the EPW leaders from giving orders.</li> <li>b. Prevented EPWs from planning escape.</li> <li>c. Did not talk in front of EPWs except to issue orders and maintain discipline.</li> </ol> </li> <li>4. The element safeguards EPWs.                             <ol style="list-style-type: none"> <li>a. Removed EPWs from the dangers of the battlefield.</li> <li>b. Did not allow anyone to abuse EPWs.</li> <li>c. Treated EPWs humanely.</li> </ol> </li> <li>5. The element tags EPWs with a Department of Defense (DD) Form 2745.                             <ol style="list-style-type: none"> <li>a. Annotated the date and time of the capture, the capturing unit, the grid coordinates of the capture, and the circumstances of the capture.</li> <li>b. Attached Part A to EPWs.</li> <li>c. Retained Part B for the unit records.</li> <li>d. Attached Part C to the property.</li> </ol> </li> <li>6. The element speeds EPWs to the rear.                             <ol style="list-style-type: none"> <li>a. Notified higher headquarters (HQ) that the company had EPWs.</li> <li>b. Removed EPWs rearward to the nearest military police (MP) collecting point.</li> <li>c. Exploited the intelligence information.</li> </ol> </li> </ol>		

TASK PERFORMANCE / EVALUATION SUMMARY BLOCK							
ITERATION	1	2	3	4	5	M	TOTAL
TOTAL TASK STEPS EVALUATED							
TOTAL TASK STEPS "GO"							
TRAINING STATUS "GO"/"NO-GO"							

"\*" indicates a leader task step.

**SUPPORTING INDIVIDUAL TASKS: NONE**

**SUPPORTING COLLECTIVE TASKS**

Task Number	Task Title	References
05-2-1218	Conduct Report Procedures	ARTEP 5-026-34-MTP ARTEP 5-027-10-MTP ARTEP 5-053-11-MTP ARTEP 5-053-12-MTP ARTEP 5-053-35-MTP ARTEP 5-063-10-MTP ARTEP 5-063-11-MTP ARTEP 5-063-35-MTP ARTEP 5-113-11-MTP ARTEP 5-113-12-MTP ARTEP 5-113-35-MTP ARTEP 5-156-34-MTP ARTEP 5-157-10-MTP ARTEP 5-216-34-MTP ARTEP 5-217-10-MTP ARTEP 5-335-60-MTP ARTEP 5-335-65-MTP ARTEP 5-337-10-MTP ARTEP 5-337-35-MTP ARTEP 5-423-11-MTP ARTEP 5-424-35-MTP ARTEP 5-426-34-MTP ARTEP 5-427-10-MTP ARTEP 5-434-35-MTP ARTEP 5-435-67-MTP ARTEP 5-437-10-MTP ARTEP 5-437-11-MTP ARTEP 5-437-36-MTP ARTEP 5-437-38-MTP ARTEP 5-446-34-MTP ARTEP 5-446-36-MTP ARTEP 5-447-10-MTP ARTEP 5-447-11-MTP ARTEP 5-463-10-MTP ARTEP 5-463-12-MTP ARTEP 5-463-15-MTP ARTEP 5-463-17-MTP

## SUPPORTING COLLECTIVE TASKS

Task Number	Task Title	References
		ARTEP 5-473-35-MTP
		ARTEP 5-603-35-MTP
		ARTEP 5-605-66-MTP

### OPFOR TASKS AND STANDARDS

**TASK:** Surrender to the Capturing Unit on the Battlefield (5-OPFOR-0024)

**CONDITION:** The enemy has captured the opposing forces (OPFOR) element's soldiers, documents, and equipment sensitive to the OPFOR tactical operations.

**STANDARD:** The OPFOR soldiers retain or destroy documents and equipment. The OPFOR element surrenders documents and equipment of no tactical use to the enemy and attempts to conceal or destroy items of tactical value. The OPFOR element attempts escape and evasion. 1. Prevents the successful capture of documents and equipment. 2. Destroys documents and equipment. 3. Removes identifying markings from equipment. 4. Removes unit-identifying insignia. 5. Provides misleading information. 6. Plans an escape. 7. Delays movement to the nearest collection point. 8. Prevents safeguarding of enemy prisoners of war (EPWs) in order to cause embarrassment to the United States (US).

**TASK:** Disrupt a Route Reconnaissance (5-OPFOR-0021)

**CONDITION:** The enemy is conducting a route reconnaissance. The opposing forces (OPFOR) element is positioned along the enemy's route.

**STANDARD:** The OPFOR element attempts to disrupt a squad/section conducting a route reconnaissance. 1. Prevents the unit from meeting its specified time schedule. 2. Forces the unit to deviate from its specified route. 3. Prevents the unit from reaching its assigned destination. 4. Surprises the squad/section. 5. Inflicts casualties on the unit.

**TASK:** Conduct an Attack (5-OPFOR-0008)

**CONDITION:** The enemy is conducting tactical operations. The opposing forces (OPFOR) element receives orders to attack the enemy, the area of occupation, or the main supply route (MSR) with smoke.

**STANDARD:** The OPFOR element disrupts the enemy's movement and smoke operations. 1. Determines the delivery method of the smoke attack. 2. Locates the target. 3. Delivers the smoke attack downwind. 4. Attacks the enemy with smoke, and surge attacks when the enemy responds to the smoke.

**TASK:** Conduct a Raid (5-OPFOR-0004)

**CONDITION:** The opposing forces (OPFOR) element has occupied an objective rally point and has orders to conduct a raid on a combat service support (CSS) base.

**STANDARD:** The OPFOR element infiltrates the enemy's base and destroys all of the targets. 1. Surprises the enemy forces. 2. Assaults the support base and accomplishes the assigned tasks. 3. Destroys the specified equipment and supplies. 4. Avoids being decisively engaged. 5. Withdraws all personnel from the objective areas within the time prescribed. 6. Obtains all priority intelligence requirements (PIR) from the raid site. 7. Sustains only light casualties from enemy fire.

**TASK:** Conduct an Aerial Reconnaissance (5-OPFOR-0010)

**CONDITION:** The opposing forces (OPFOR) headquarters (HQ) element requires intelligence on the locations and identification of enemy elements. An aircraft is dispatched to take photographs and make a visual inspection of the enemy rear area.

**STANDARD:** The OPFOR element gathers photograph intelligence of the enemy. 1. Photographs the assigned sectors. 2. Makes quick visual checks where the ceiling is low. 3. Locates enemy positions in the area, particularly support and storage bases, and command and control (C2) facilities. 4. Sustains no loss of aircraft. 5. Reports priority intelligence requirements (PIR) and other information requirements to the OPFOR HQ.

**TASK:** Defeat Obstacles (5-OPFOR-0009)

**CONDITION:** The opposing forces (OPFOR) element encounters an obstacle that blocks the avenue of approach as it advances upon the enemy forces.

**STANDARD:** The OPFOR element bypasses or breaches the enemy obstacle. 1. Detects the obstacle before halting its main body. 2. Defeats the obstacle. a. Bypasses the obstacle without entering the engagement areas. b. Breaches the obstacle within 45 minutes and passes its entire force through the obstacle. 3. Does not incur degradation to the point that the mission must be discontinued.

**TASK:** Disrupt Construction of Vehicle Fighting Positions (5-OPFOR-0020)

**CONDITION:** The opposing forces (OPFOR) element has located the enemy. The priority intelligence requirements (PIR) and other intelligence obtained by OPFOR patrols indicate the enemy is constructing vehicle fighting positions within its defensive area. The OPFOR element has automatic and antiarmor weapons and light mortars.

**STANDARD:** The OPFOR element attempts to disrupt the enemy's efforts to establish vehicle fighting positions. 1. Locates the defensive area. 2. Surprises the main body. 3. Penetrates the defensive area with squad-size probes. 4. Inflicts casualties on the unit. 5. Destroys vehicles. 6. Disrupts the unit's preparations (prevents or delays beyond the unit's allotted time).

**TASK:** Disrupt an Engineer Reconnaissance (5-OPFOR-0022)

**CONDITION:** The enemy is conducting an engineer reconnaissance. The opposing forces (OPFOR) element is positioned along the enemy's route.

**STANDARD:** The OPFOR element disrupts an engineer reconnaissance. 1. Prevents the unit from meeting its specified time schedule. 2. Forces the unit to deviate from its specified route. 3. Prevents the unit from accomplishing its assigned engineer reconnaissance. 4. Surprises the unit conducting the reconnaissance.

**TASK:** Defend a Minefield (5-OPFOR-0023)

**CONDITION:** The enemy is conducting a minefield sweeping operation. The opposing forces (OPFOR) element has a minefield placed in the enemy's path. The minefield is under constant observation and fire.

**STANDARD:** The OPFOR element defends a minefield against an enemy element conducting a minefield sweeping operation. 1. Prevents the unit from detecting the obstacle. 2. Disrupts the minefield sweeping operation. 3. Prevents the unit from conducting the minefield sweeping operation, prevents the unit from moving all personnel through the breach or delays the completion of the minefield sweeping operation for more than 45 minutes.

**TASK:** Conduct Terrorist and Saboteur Attacks (5-OPFOR-0005)

**CONDITION:** The opposing forces (OPFOR) element dispatches small teams into the enemy's rear area to disrupt combat service support (CSS) operations.

**STANDARD:** The enemy sustains disrupted command and control (C2), destroyed equipment and supplies, and light casualties. 1. Locates rear support bases and C2 facilities. 2. Delays and disrupts CSS operations through probes. 3. Infiltrates CSS bases to conduct sabotage and terrorist activities. 4. Inflicts light casualties. 5. Destroys supplies and equipment.

**TASK:** Conduct Sniper Operations (5-OPFOR-0006)

**CONDITION:** The opposing forces (OPFOR) element has assigned snipers (regular or irregular elements) in the enemy's rear area along the main supply route (MSR) and near support sites.

**STANDARD:** The OPFOR element kills or wounds targets. 1. Sets up a well-concealed location. 2. Engages vehicle drivers or personnel on foot with short bursts of semiautomatic fire. 3. Kills or wounds selected targets. 4. Prevents the position from being discovered by enemy forces. 5. Evacuates the area without being spotted. 6. Reports all specified priority intelligence requirements (PIR) and other intelligence requirements to the OPFOR headquarters (HQ).

**TASK:** Maintain Contact (5-OPFOR-0003)

**CONDITION:** The opposing forces (OPFOR) element is engaged with enemy base defense forces. The enemy forces are withdrawing under pressure.

**STANDARD:** The OPFOR element maintains enemy contact while the enemy withdraws. 1. Engages the enemy forces decisively. 2. Advances the OPFOR as the enemy forces withdraw. 3. Inflicts heavy casualties. 4. Captures the members of the enemy force. 5. Captures documents and equipment. 6. Safeguards captured documents, equipment, and personnel.

**TASK:** Conduct an Ambush (5-OPFOR-0007)

**CONDITION:** The enemy is moving in a convoy. The opposing forces (OPFOR) element is positioned along the enemy's route.

**STANDARD:** The OPFOR element inflicts casualties on the enemy and causes vehicle and equipment damage. 1. Prepares an ambush site before the element arrives. 2. Surprises march element forces. 3. Inflicts heavy casualties within the designated kill zone. 4. Inflicts heavy damage to vehicles and equipment within the designated kill zone. 5. Delays the march element from reaching a specified destination for a specified period of time. 6. Withdraws on order. 7. Sustains no casualties. 8. Reports actions to superiors.

**TASK:** Disrupt a Net Control Station (NCS) (5-OPFOR-0019)

**CONDITION:** The enemy has established a NCS. The opposing forces (OPFOR) element has radio and jamming equipment.

**STANDARD:** The OPFOR element attempts to disrupt an NCS. 1. Attempts to locate the radio frequency that the unit is operating on. 2. Attempts to enter the radio net. 3. Attempts to issue "bogus" orders to a unit on the net. 4. Jams the radio frequency and forces the unit to go to an alternate frequency.

**TASK:** Disrupt Defensive Preparations (5-OPFOR-0018)



**CONDITION:** The opposing forces (OPFOR) element has located the enemy. Priority intelligence requirements (PIR) and other intelligence requirements obtained by OPFOR patrols indicate that the enemy elements are establishing defensive positions. The OPFOR element has automatic and antiarmor weapons and light mortars.

**STANDARD:** The OPFOR element disrupts and delays the enemy's defensive preparations. 1. Locates and penetrates the enemy's security system. 2. Forces the enemy to delay defensive preparations. 3. Disrupts the enemy's obstacle preparations.

**TASK:** Disrupt Enemy Movement and Operations Using Tactical Nuclear Weapons (5-OPFOR-0016)

**CONDITION:** The opposing forces (OPFOR) element has located the enemy. Priority intelligence requirements (PIR) and other intelligence requirements have been obtained by OPFOR patrols. Tactical nuclear weapons are employed against key locations in the rear area.

**STANDARD:** The OPFOR element disrupts enemy movement and operations. 1. Disrupts or delays the movement of the enemy's equipment and supplies to the forward areas. 2. Destroys enemy equipment and supplies. 3. Inflicts a high rate of nuclear casualties among the enemy forces. 4. Denies the enemy the use of specified areas. 5. Contaminates the enemy's equipment and supplies.

**TASK:** Disrupt Quartering Party Operations (5-OPFOR-0017)

**CONDITION:** The enemy is conducting quartering party operations. It has established an assembly area (AA) but has not moved in the main body.

**STANDARD:** The opposing forces (OPFOR) element attempts to disrupt quartering party operations and infiltrate the enemy's AA. 1. Locates the quartering party and the AA. 2. Surprises the main body. 3. Penetrates the AA with squad-size probes. 4. Inflicts personnel casualties and vehicle damage. 5. Disrupts the unit's preparations (prevents or delays beyond the unit's allotted time).

**TASK:** Disrupt Enemy Movement and Operations Using Persistent and Nonpersistent Chemical Weapons (5-OPFOR-0015)

**CONDITION:** The opposing forces (OPFOR) element has located the enemy. Priority intelligence requirements (PIR) and other intelligence requirements have been obtained by OPFOR patrols. The OPFOR units deliver chemical agents, by means of conventional artillery weapons or aircraft, along selected supply routes and key bases in the rear area.

**STANDARD:** The OPFOR element disrupts enemy movement and operations using persistent and nonpersistent chemical weapons. 1. Delivers chemical agents in low and densely wooded areas. 2. Delays the movement of enemy supplies and equipment to the forward areas. 3. Restricts the movement of the enemy units in the rear area. 4. Channels the movement of enemy units into predesignated ambush areas. 5. Contaminates enemy supplies and equipment. 6. Inflicts a high rate of casualties on enemy forces.

**TASK:** Disrupt Movement (5-OPFOR-0014)

**CONDITION:** The enemy is expected to move through the opposing forces (OPFOR) element's area of operations. The OPFOR element has received an operation order (OPORD) or fragmentary order (FRAGO) to disrupt enemy movement. The enemy has the capability to defend with direct fire and antiarmor weapons.

**STANDARD:** The OPFOR element delays enemy movement. 1. Delays the element. 2. Forces the element to deviate from its route. 3. Prevents the element from reaching its destination. 4. Surprises the element's main body.

**TASK:** Counter Passage of Lines (5-OPFOR-0012)

**CONDITION:** Enemy forces are in defensive positions, but they are expected to attempt passage-of-lines operations. The opposing forces (OPFOR) received orders to disrupt enemy passage-of-lines operations.

**STANDARD:** The OPFOR element delays or prevents enemy passage of lines. 1. Delays the passage. 2. Prevents the company from moving all personnel through the stationary unit. 3. Engages the main body of either the moving or the stationary unit.

**TASK:** Disrupt Assembly Area (AA) Activities (5-OPFOR-0013)

**CONDITION:** Intelligence reports indicate that platoon- and company-size enemy units are operating in the opposing forces (OPFOR) area of operations. Enemy units can defend from AAs with direct fire, antiarmor weapons, and indirect fire. The enemy has close air support (CAS) and nuclear, biological, and chemical (NBC) capabilities.

**STANDARD:** The OPFOR element locates and disrupts the enemy's AA activities. 1. Locates the element's AA. 2. Probes the AA with squad- or team-size elements. 3. Inflicts more than 5 percent casualties on the element. 4. Disrupts the element's preparations (prevents or delays beyond the element's allotted time).

**TASK:** Attack (5-OPFOR-0001)

**CONDITION:** The opposing forces (OPFOR) element has located the enemy. The priority intelligence requirements (PIR) and other intelligence requirements have been obtained by OPFOR patrols. The OPFOR element has automatic and antiarmor weapons and light mortars.

**STANDARD:** The OPFOR element attempts to seize the terrain, vehicles, or equipment. 1. Develops an attack plan. 2. Surprises the enemy unit's main body. 3. Initiates the attack using a scheme of maneuver that exploits the enemy's flanks, gaps, and weaknesses. 4. Uses covered and concealed routes to approach the enemy forces' flanks, gaps, or weakly held areas. 5. Employs indirect fire to support the attack. 6. Penetrates enemy defenses. 7. Destroys equipment and supplies. 8. Inflicts heavy casualties. 9. Isolates the combat service support (CSS) base by blocking reinforcements. 10. Forces enemy units to displace. 11. Avoids being fixed in one position. 12. Withdraws before the CSS base is reinforced with tactical combat forces.

**TASK:** Conduct Air Attacks (5-OPFOR-0002)

**CONDITION:** The opposing forces (OPFOR) element in the rear area has forwarded the positions of the enemy support sites or the locations of moving elements. The OPFOR aircraft have been dispatched to attack enemy installations or convoys.

**STANDARD:** The OPFOR element attempts to delay, disrupt, or damage the enemy targets by air. 1. Locates the target (support sites or convoys). 2. Makes attack runs on the designated targets. 3. Inflicts heavy damage to the selected target. 4. Sustains no loss of aircraft. 5. Delays moving the force for more than one hour.

**ELEMENTS:** Team Headquarters  
Heavy Diving Section

**TASK:** Plan/Control Augmentation Support (05-1-0721)  
(FM 5-100)

**ITERATION:** 1 2 3 4 5 M (Circle)

**COMMANDER/LEADER ASSESSMENT:** T P U (Circle)

**CONDITIONS:** The unit has been tasked with a mission that requires additional resources. Augmentation support is available. Digital units have performed functionality checks, and systems are operational. Some iterations of this task should be performed in MOPP4.

**TASK STANDARDS:** The battalion staff determines the augmentation support necessary to accomplish the mission, submits the request immediately after the estimate process, and effects coordination and logistical support that provides for unhindered mission execution by the attached unit. Digital units perform collaborative planning; send requests, reports and orders; and perform Digital Topographic Support System (DTSS) functions, using frequency-modulated (FM) or digital means. The time required to perform this task is increased when conducting it in mission-oriented protection posture (MOPP) 4.

TASK STEPS AND PERFORMANCE MEASURES	GO	NO-GO
<p>NOTE: Digital units perform collaborative planning, make requests, and send or receive reports using digital systems.</p> <ol style="list-style-type: none"> <li>1. The battalion staff conducts mission analysis and determines resource requirements and availability during the estimate process.               <ol style="list-style-type: none"> <li>a. Determined resources required in time to accomplish the mission.</li> <li>b. Determined the availability of organic resources.</li> <li>c. Included requirements for rations, maintenance, fuel, and lubricants to support augmentation unit(s), to include shortfalls such as equipment maintenance.</li> </ol> </li> <li>2. The Operations and Training Officer (US Army) (S3) submits a request for augmentation support.               <ol style="list-style-type: none"> <li>a. Requested augmentation support from higher headquarters (HQ) if not supporting a maneuver unit.</li> <li>b. Requested augmentation support from higher HQ and the maneuver commander when supporting a maneuver unit.</li> <li>c. Submitted the request immediately after the estimate process was complete.</li> <li>d. Included the following information in the request:                   <ol style="list-style-type: none"> <li>(1) Type of relationship (command or support).</li> <li>(2) Amount and type of personnel and equipment needed.</li> <li>(3) Length of time needed to accomplish the mission.</li> <li>(4) Mission of the battalion.</li> <li>(5) Mission of the augmentation support unit.</li> </ol> </li> </ol> </li> <li>3. The battalion staff modifies the estimate process based on actual augmentation support received and--               <ol style="list-style-type: none"> <li>a. Prioritizes the effort for the supporting unit.</li> <li>b. Effects the coordination for logistical support based on the command or support relationship, such as food, fuel, and maintenance.</li> </ol> </li> <li>4. The S3 coordinates the liaison of the augmentation unit with the engineer company(s).</li> </ol>		

TASK STEPS AND PERFORMANCE MEASURES	GO	NO-GO
a. Determined time, place, and attendance requirements for issuing the battalion operation order (OPORD) if not already issued. b. Determined the time and place for the liaison between the augmentation unit and the engineer company.  5. The battalion staff monitors the attached units. a. Received personnel strength, maintenance status, mission status, and updates as required. b. Shifted assets as necessary. c. Inspected the quality of workmanship. d. Visited the unit to maintain high morale.  6. The augmented commander/ battalion staff terminates augmentation support. a. Accounted for equipment and personnel. b. Reported mission accomplishment to higher and receiving HQ. Note: Reports are sent via FM or digital means in accordance with the unit standing operating procedure (SOP).		

TASK PERFORMANCE / EVALUATION SUMMARY BLOCK							
ITERATION	1	2	3	4	5	M	TOTAL
TOTAL TASK STEPS EVALUATED							
TOTAL TASK STEPS "GO"							
TRAINING STATUS "GO"/"NO-GO"							

"\*\*" indicates a leader task step.

**SUPPORTING INDIVIDUAL TASKS: NONE**

**SUPPORTING COLLECTIVE TASKS**

Task Number	Task Title	References
05-1-0008	Prepare an Operation Order (OPORD)	ARTEP 5-025-66-MTP ARTEP 5-155-66-MTP ARTEP 5-156-34-MTP ARTEP 5-215-66-MTP ARTEP 5-216-34-MTP ARTEP 5-332-68-MTP ARTEP 5-335-60-MTP ARTEP 5-335-66-MTP ARTEP 5-336-34-MTP ARTEP 5-402-33-MTP ARTEP 5-402-68-MTP ARTEP 5-412-68-MTP ARTEP 5-412-69-MTP ARTEP 5-415-66-MTP ARTEP 5-417-35-MTP ARTEP 5-425-66-MTP ARTEP 5-426-34-MTP ARTEP 5-435-66-MTP

**SUPPORTING COLLECTIVE TASKS**

<b>Task Number</b>	<b>Task Title</b>	<b>References</b>
		ARTEP 5-435-67-MTP
		ARTEP 5-436-35-MTP
		ARTEP 5-436-37-MTP
		ARTEP 5-445-64-MTP
		ARTEP 5-445-66-MTP
		ARTEP 5-446-34-MTP
		ARTEP 5-446-36-MTP
		ARTEP 5-601-70-MTP
		ARTEP 5-602-68-MTP
		ARTEP 5-605-66-MTP
		ARTEP 5-615-66-MTP
		ARTEP 5-616-34-MTP

**OPFOR TASKS AND STANDARDS**

**TASK:** Conduct a Raid (5-OPFOR-0004)

**CONDITION:** The opposing forces (OPFOR) element has occupied an objective rally point and has orders to conduct a raid on a combat service support (CSS) base.

**STANDARD:** The OPFOR element infiltrates the enemy's base and destroys all of the targets. 1. Surprises the enemy forces. 2. Assaults the support base and accomplishes the assigned tasks. 3. Destroys the specified equipment and supplies. 4. Avoids being decisively engaged. 5. Withdraws all personnel from the objective areas within the time prescribed. 6. Obtains all priority intelligence requirements (PIR) from the raid site. 7. Sustains only light casualties from enemy fire.

**TASK:** Conduct an Aerial Reconnaissance (5-OPFOR-0010)

**CONDITION:** The opposing forces (OPFOR) headquarters (HQ) element requires intelligence on the locations and identification of enemy elements. An aircraft is dispatched to take photographs and make a visual inspection of the enemy rear area.

**STANDARD:** The OPFOR element gathers photograph intelligence of the enemy. 1. Photographs the assigned sectors. 2. Makes quick visual checks where the ceiling is low. 3. Locates enemy positions in the area, particularly support and storage bases, and command and control (C2) facilities. 4. Sustains no loss of aircraft. 5. Reports priority intelligence requirements (PIR) and other information requirements to the OPFOR HQ.

**TASK:** Gather Intelligence (5-OPFOR-0011)

**CONDITION:** The opposing forces (OPFOR) small element, operating in the rear area, is planning attacks on enemy bases. Information is needed to complete the plans.

**STANDARD:** The OPFOR element infiltrates, gathers intelligence information, and submits its findings to the command. 1. Identifies all priority intelligence requirements (PIR) and other intelligence requirements. 2. Passes through any outpost, defensive wire, or warning devices undetected. 3. Moves to an observation point that offers cover and concealment and is clear enough to gather PIR and other intelligence requirements. 4. Gathers all PIR and other intelligence requirements. 5. Withdraws from the area undetected. 6. Reports all information to the OPFOR headquarters (HQ).

**TASK:** Conduct Sniper Operations (5-OPFOR-0006)

**CONDITION:** The opposing forces (OPFOR) element has assigned snipers (regular or irregular elements) in the enemy's rear area along the main supply route (MSR) and near support sites.

**STANDARD:** The OPFOR element kills or wounds targets. 1. Sets up a well-concealed location. 2. Engages vehicle drivers or personnel on foot with short bursts of semiautomatic fire. 3. Kills or wounds selected targets. 4. Prevents the position from being discovered by enemy forces. 5. Evacuates the area without being spotted. 6. Reports all specified priority intelligence requirements (PIR) and other intelligence requirements to the OPFOR headquarters (HQ).

**TASK:** Defeat Obstacles (5-OPFOR-0009)

**CONDITION:** The opposing forces (OPFOR) element encounters an obstacle that blocks the avenue of approach as it advances upon the enemy forces.

**STANDARD:** The OPFOR element bypasses or breaches the enemy obstacle. 1. Detects the obstacle before halting its main body. 2. Defeats the obstacle. a. Bypasses the obstacle without entering the engagement areas. b. Breaches the obstacle within 45 minutes and passes its entire force through the obstacle. 3. Does not incur degradation to the point that the mission must be discontinued.

**TASK:** Disrupt a Route Reconnaissance (5-OPFOR-0021)

**CONDITION:** The enemy is conducting a route reconnaissance. The opposing forces (OPFOR) element is positioned along the enemy's route.

**STANDARD:** The OPFOR element attempts to disrupt a squad/section conducting a route reconnaissance. 1. Prevents the unit from meeting its specified time schedule. 2. Forces the unit to deviate from its specified route. 3. Prevents the unit from reaching its assigned destination. 4. Surprises the squad/section. 5. Inflicts casualties on the unit.

**TASK:** Conduct Terrorist and Saboteur Attacks (5-OPFOR-0005)

**CONDITION:** The opposing forces (OPFOR) element dispatches small teams into the enemy's rear area to disrupt combat service support (CSS) operations.

**STANDARD:** The enemy sustains disrupted command and control (C2), destroyed equipment and supplies, and light casualties. 1. Locates rear support bases and C2 facilities. 2. Delays and disrupts CSS operations through probes. 3. Infiltrates CSS bases to conduct sabotage and terrorist activities. 4. Inflicts light casualties. 5. Destroys supplies and equipment.

**TASK:** Disrupt a Net Control Station (NCS) (5-OPFOR-0019)

**CONDITION:** The enemy has established a NCS. The opposing forces (OPFOR) element has radio and jamming equipment.

**STANDARD:** The OPFOR element attempts to disrupt an NCS. 1. Attempts to locate the radio frequency that the unit is operating on. 2. Attempts to enter the radio net. 3. Attempts to issue "bogus" orders to a unit on the net. 4. Jams the radio frequency and forces the unit to go to an alternate frequency.

**TASK:** Disrupt Construction of Vehicle Fighting Positions (5-OPFOR-0020)

**CONDITION:** The opposing forces (OPFOR) element has located the enemy. The priority intelligence requirements (PIR) and other intelligence obtained by OPFOR patrols indicate the enemy is constructing vehicle fighting positions within its defensive area. The OPFOR element has automatic and antiarmor weapons and light mortars.

**STANDARD:** The OPFOR element attempts to disrupt the enemy's efforts to establish vehicle fighting positions. 1. Locates the defensive area. 2. Surprises the main body. 3. Penetrates the defensive area with squad-size probes. 4. Inflicts casualties on the unit. 5. Destroys vehicles. 6. Disrupts the unit's preparations (prevents or delays beyond the unit's allotted time).

**TASK:** Disrupt Defensive Preparations (5-OPFOR-0018)

**CONDITION:** The opposing forces (OPFOR) element has located the enemy. Priority intelligence requirements (PIR) and other intelligence requirements obtained by OPFOR patrols indicate that the enemy elements are establishing defensive positions. The OPFOR element has automatic and antiarmor weapons and light mortars.

**STANDARD:** The OPFOR element disrupts and delays the enemy's defensive preparations. 1. Locates and penetrates the enemy's security system. 2. Forces the enemy to delay defensive preparations. 3. Disrupts the enemy's obstacle preparations.

**TASK:** Disrupt Quartering Party Operations (5-OPFOR-0017)

**CONDITION:** The enemy is conducting quartering party operations. It has established an assembly area (AA) but has not moved in the main body.

**STANDARD:** The opposing forces (OPFOR) element attempts to disrupt quartering party operations and infiltrate the enemy's AA. 1. Locates the quartering party and the AA. 2. Surprises the main body. 3. Penetrates the AA with squad-size probes. 4. Inflicts personnel casualties and vehicle damage. 5. Disrupts the unit's preparations (prevents or delays beyond the unit's allotted time).

**TASK:** Disrupt Movement (5-OPFOR-0014)

**CONDITION:** The enemy is expected to move through the opposing forces (OPFOR) element's area of operations. The OPFOR element has received an operation order (OPORD) or fragmentary order (FRAGO) to disrupt enemy movement. The enemy has the capability to defend with direct fire and antiarmor weapons.

**STANDARD:** The OPFOR element delays enemy movement. 1. Delays the element. 2. Forces the element to deviate from its route. 3. Prevents the element from reaching its destination. 4. Surprises the element's main body.

**TASK:** Disrupt Enemy Movement and Operations Using Tactical Nuclear Weapons (5-OPFOR-0016)

**CONDITION:** The opposing forces (OPFOR) element has located the enemy. Priority intelligence requirements (PIR) and other intelligence requirements have been obtained by OPFOR patrols. Tactical nuclear weapons are employed against key locations in the rear area.

**STANDARD:** The OPFOR element disrupts enemy movement and operations. 1. Disrupts or delays the movement of the enemy's equipment and supplies to the forward areas. 2. Destroys enemy equipment and supplies. 3. Inflicts a high rate of nuclear casualties among the enemy forces. 4. Denies the enemy the use of specified areas. 5. Contaminates the enemy's equipment and supplies.

**TASK:** Disrupt Assembly Area (AA) Activities (5-OPFOR-0013)

**CONDITION:** Intelligence reports indicate that platoon- and company-size enemy units are operating in the opposing forces (OPFOR) area of operations. Enemy units can defend from AAs with direct fire, antiarmor weapons, and indirect fire. The enemy has close air support (CAS) and nuclear, biological, and chemical (NBC) capabilities.

**STANDARD:** The OPFOR element locates and disrupts the enemy's AA activities. 1. Locates the element's AA. 2. Probes the AA with squad- or team-size elements. 3. Inflicts more than 5 percent casualties on the element. 4. Disrupts the element's preparations (prevents or delays beyond the element's allotted time).

**TASK:** Disrupt Enemy Movement and Operations Using Persistent and Nonpersistent Chemical Weapons (5-OPFOR-0015)

**CONDITION:** The opposing forces (OPFOR) element has located the enemy. Priority intelligence requirements (PIR) and other intelligence requirements have been obtained by OPFOR patrols. The OPFOR units deliver chemical agents, by means of conventional artillery weapons or aircraft, along selected supply routes and key bases in the rear area.

**STANDARD:** The OPFOR element disrupts enemy movement and operations using persistent and nonpersistent chemical weapons. 1. Delivers chemical agents in low and densely wooded areas. 2. Delays the movement of enemy supplies and equipment to the forward areas. 3. Restricts the movement of the enemy units in the rear area. 4. Channels the movement of enemy units into predesignated ambush areas. 5. Contaminates enemy supplies and equipment. 6. Inflicts a high rate of casualties on enemy forces.

**TASK:** Counter Passage of Lines (5-OPFOR-0012)

**CONDITION:** Enemy forces are in defensive positions, but they are expected to attempt passage-of-lines operations. The opposing forces (OPFOR) received orders to disrupt enemy passage-of-lines operations.

**STANDARD:** The OPFOR element delays or prevents enemy passage of lines. 1. Delays the passage. 2. Prevents the company from moving all personnel through the stationary unit. 3. Engages the main body of either the moving or the stationary unit.

**TASK:** Conduct Air Attacks (5-OPFOR-0002)

**CONDITION:** The opposing forces (OPFOR) element in the rear area has forwarded the positions of the enemy support sites or the locations of moving elements. The OPFOR aircraft have been dispatched to attack enemy installations or convoys.

**STANDARD:** The OPFOR element attempts to delay, disrupt, or damage the enemy targets by air. 1. Locates the target (support sites or convoys). 2. Makes attack runs on the designated targets. 3. Inflicts heavy damage to the selected target. 4. Sustains no loss of aircraft. 5. Delays moving the force for more than one hour.

**TASK:** Surrender to the Capturing Unit on the Battlefield (5-OPFOR-0024)

**CONDITION:** The enemy has captured the opposing forces (OPFOR) element's soldiers, documents, and equipment sensitive to the OPFOR tactical operations.

**STANDARD:** The OPFOR soldiers retain or destroy documents and equipment. The OPFOR element surrenders documents and equipment of no tactical use to the enemy and attempts to conceal or destroy items of tactical value. The OPFOR element attempts escape and evasion. 1. Prevents the successful capture of documents and equipment. 2. Destroys documents and equipment. 3. Removes identifying markings from equipment. 4. Removes unit-identifying insignia. 5. Provides misleading information. 6. Plans an escape. 7. Delays movement to the nearest collection point. 8. Prevents safeguarding of enemy prisoners of war (EPWs) in order to cause embarrassment to the United States (US).

**TASK:** Attack (5-OPFOR-0001)



**CONDITION:** The opposing forces (OPFOR) element has located the enemy. The priority intelligence requirements (PIR) and other intelligence requirements have been obtained by OPFOR patrols. The OPFOR element has automatic and antiarmor weapons and light mortars.

**STANDARD:** The OPFOR element attempts to seize the terrain, vehicles, or equipment. 1. Develops an attack plan. 2. Surprises the enemy unit's main body. 3. Initiates the attack using a scheme of maneuver that exploits the enemy's flanks, gaps, and weaknesses. 4. Uses covered and concealed routes to approach the enemy forces' flanks, gaps, or weakly held areas. 5. Employs indirect fire to support the attack. 6. Penetrates enemy defenses. 7. Destroys equipment and supplies. 8. Inflicts heavy casualties. 9. Isolates the combat service support (CSS) base by blocking reinforcements. 10. Forces enemy units to displace. 11. Avoids being fixed in one position. 12. Withdraws before the CSS base is reinforced with tactical combat forces.

**TASK:** Defend a Minefield (5-OPFOR-0023)

**CONDITION:** The enemy is conducting a minefield sweeping operation. The opposing forces (OPFOR) element has a minefield placed in the enemy's path. The minefield is under constant observation and fire.

**STANDARD:** The OPFOR element defends a minefield against an enemy element conducting a minefield sweeping operation. 1. Prevents the unit from detecting the obstacle. 2. Disrupts the minefield sweeping operation. 3. Prevents the unit from conducting the minefield sweeping operation, prevents the unit from moving all personnel through the breach or delays the completion of the minefield sweeping operation for more than 45 minutes.

**TASK:** Maintain Contact (5-OPFOR-0003)

**CONDITION:** The opposing forces (OPFOR) element is engaged with enemy base defense forces. The enemy forces are withdrawing under pressure.

**STANDARD:** The OPFOR element maintains enemy contact while the enemy withdraws. 1. Engages the enemy forces decisively. 2. Advances the OPFOR as the enemy forces withdraw. 3. Inflicts heavy casualties. 4. Captures the members of the enemy force. 5. Captures documents and equipment. 6. Safeguards captured documents, equipment, and personnel.

**TASK:** Disrupt an Engineer Reconnaissance (5-OPFOR-0022)

**CONDITION:** The enemy is conducting an engineer reconnaissance. The opposing forces (OPFOR) element is positioned along the enemy's route.

**STANDARD:** The OPFOR element disrupts an engineer reconnaissance. 1. Prevents the unit from meeting its specified time schedule. 2. Forces the unit to deviate from its specified route. 3. Prevents the unit from accomplishing its assigned engineer reconnaissance. 4. Surprises the unit conducting the reconnaissance.

**TASK:** Conduct an Ambush (5-OPFOR-0007)

**CONDITION:** The enemy is moving in a convoy. The opposing forces (OPFOR) element is positioned along the enemy's route.

**STANDARD:** The OPFOR element inflicts casualties on the enemy and causes vehicle and equipment damage. 1. Prepares an ambush site before the element arrives. 2. Surprises march element forces. 3. Inflicts heavy casualties within the designated kill zone. 4. Inflicts heavy damage to vehicles and equipment within the designated kill zone. 5. Delays the march element from reaching a specified destination for a specified period of time. 6. Withdraws on order. 7. Sustains no casualties. 8. Reports actions to superiors.

**TASK:** Conduct an Attack (5-OPFOR-0008)

**CONDITION:** The enemy is conducting tactical operations. The opposing forces (OPFOR) element receives orders to attack the enemy, the area of occupation, or the main supply route (MSR) with smoke.

**STANDARD:** The OPFOR element disrupts the enemy's movement and smoke operations. 1. Determines the delivery method of the smoke attack. 2. Locates the target. 3. Delivers the smoke attack downwind. 4. Attacks the enemy with smoke, and surge attacks when the enemy responds to the smoke.

**ELEMENTS:** Team Headquarters  
Heavy Diving Section

**TASK:** Control Theater Diving Assets (05-5-0937)  
(AR 611-75) (FM 20-11) (FM 5-100)  
(FM 5-34) (FM 5-490)

**ITERATION:** 1 2 3 4 5 (Circle)

**COMMANDER/LEADER ASSESSMENT:** T P U (Circle)

**CONDITIONS:** The team is tactically deployed in a secured area and is tasked to conduct multiple diving missions. The team leader has conducted mission analysis and planning. This task should not be trained in MOPP4.

**TASK STANDARDS:** Theater diving assets are deployed. The commander deploys diving assets according to Engineer Command (ENCOM) directives to complete the assigned missions.

TASK STEPS AND PERFORMANCE MEASURES	GO	NO-GO
<ul style="list-style-type: none"> <li>* 1. The heavy team commander organizes the mission.                             <ul style="list-style-type: none"> <li>a. Prepared an operation order (OPORD), assisted by the team supervisor.</li> <li>b. Established the priority of missions according to ENCOM directives and mission, enemy, troops, terrain, time available and civilian considerations (METT-TC) factors.</li> <li>c. Performed a pre-mission assessment (site reconnaissance).</li> <li>d. Conducted mission analysis and planning.</li> <li>e. Selected the element/team to perform the mission.</li> <li>f. Coordinated augmentation for the lightweight teams with manpower, special diving equipment, repair parts, and supplies, as required.</li> </ul> </li> <li>* 2. The team leader prepares an OPORD.                             <ul style="list-style-type: none"> <li>a. Used the five-paragraph OPORD format.</li> <li>b. Presented the OPORD to the team.</li> </ul> </li> <li>* 3. The heavy/light team commander provides assistance and submits status reports.                             <ul style="list-style-type: none"> <li>a. Provided assistance/support to the team as requested.</li> <li>b. Submitted status reports to higher headquarters (HQ) according to the unit standing operating procedure (SOP).</li> </ul> </li> </ul>		

TASK PERFORMANCE / EVALUATION SUMMARY BLOCK							
ITERATION	1	2	3	4	5		TOTAL
TOTAL TASK STEPS EVALUATED							
TOTAL TASK STEPS "GO"							
TRAINING STATUS "GO"/"NO-GO"							

"\*" indicates a leader task step.

**SUPPORTING INDIVIDUAL TASKS: NONE**

**SUPPORTING COLLECTIVE TASKS**

<b>Task Number</b>	<b>Task Title</b>	<b>References</b>
05-2-7008	Prepare an Operation Order (OPORD) (Company/Platoon)	ARTEP 5-026-34-MTP  ARTEP 5-027-10-MTP ARTEP 5-027-35-MTP ARTEP 5-053-11-MTP ARTEP 5-053-12-MTP ARTEP 5-053-35-MTP ARTEP 5-063-10-MTP ARTEP 5-063-11-MTP ARTEP 5-063-35-MTP ARTEP 5-113-11-MTP ARTEP 5-113-12-MTP ARTEP 5-113-35-MTP ARTEP 5-145-12-MTP ARTEP 5-145-32-MTP ARTEP 5-156-34-MTP ARTEP 5-157-10-MTP ARTEP 5-157-35-MTP ARTEP 5-216-34-MTP ARTEP 5-217-10-MTP ARTEP 5-217-35-MTP ARTEP 5-335-60-MTP ARTEP 5-335-65-MTP ARTEP 5-335-70-MTP ARTEP 5-336-34-MTP ARTEP 5-337-10-MTP ARTEP 5-337-35-MTP ARTEP 5-413-35-MTP ARTEP 5-416-14-MTP ARTEP 5-416-34-MTP ARTEP 5-417-13-MTP ARTEP 5-423-11-MTP ARTEP 5-423-35-MTP ARTEP 5-424-35-MTP ARTEP 5-426-34-MTP ARTEP 5-427-10-MTP ARTEP 5-427-35-MTP ARTEP 5-434-35-MTP ARTEP 5-436-35-MTP ARTEP 5-436-37-MTP ARTEP 5-437-10-MTP ARTEP 5-437-11-MTP ARTEP 5-437-36-MTP ARTEP 5-437-38-MTP ARTEP 5-443-10-MTP ARTEP 5-443-12-MTP ARTEP 5-443-14-MTP ARTEP 5-446-34-MTP ARTEP 5-446-36-MTP ARTEP 5-447-10-MTP ARTEP 5-447-11-MTP

**SUPPORTING COLLECTIVE TASKS**

<b>Task Number</b>	<b>Task Title</b>	<b>References</b>
		ARTEP 5-447-35-MTP
		ARTEP 5-447-37-MTP
		ARTEP 5-463-10-MTP
		ARTEP 5-463-12-MTP
		ARTEP 5-463-15-MTP
		ARTEP 5-463-17-MTP
		ARTEP 5-463-35-MTP
		ARTEP 5-463-36-MTP
		ARTEP 5-473-35-MTP
		ARTEP 5-493-38-MTP
		ARTEP 5-500-66-MTP
		ARTEP 5-520-10-MTP
		ARTEP 5-520-12-MTP
		ARTEP 5-520-14-MTP
		ARTEP 5-530-14-MTP
		ARTEP 5-530-16-MTP
		ARTEP 5-540-14-MTP
		ARTEP 5-603-35-MTP
		ARTEP 5-606-34-MTP
		ARTEP 5-607-35-MTP
		ARTEP 5-608-35-MTP
		ARTEP 5-616-34-MTP
		ARTEP 5-617-10-MTP
		ARTEP 5-617-11-MTP
		ARTEP 5-617-35-MTP

**OPFOR TASKS AND STANDARDS**

**TASK:** Surrender to the Capturing Unit on the Battlefield (5-OPFOR-0024)

**CONDITION:** The enemy has captured the opposing forces (OPFOR) element's soldiers, documents, and equipment sensitive to the OPFOR tactical operations.

**STANDARD:** The OPFOR soldiers retain or destroy documents and equipment. The OPFOR element surrenders documents and equipment of no tactical use to the enemy and attempts to conceal or destroy items of tactical value. The OPFOR element attempts escape and evasion. 1. Prevents the successful capture of documents and equipment. 2. Destroys documents and equipment. 3. Removes identifying markings from equipment. 4. Removes unit-identifying insignia. 5. Provides misleading information. 6. Plans an escape. 7. Delays movement to the nearest collection point. 8. Prevents safeguarding of enemy prisoners of war (EPWs) in order to cause embarrassment to the United States (US).

**TASK:** Conduct a Raid (5-OPFOR-0004)

**CONDITION:** The opposing forces (OPFOR) element has occupied an objective rally point and has orders to conduct a raid on a combat service support (CSS) base.

**STANDARD:** The OPFOR element infiltrates the enemy's base and destroys all of the targets. 1. Surprises the enemy forces. 2. Assaults the support base and accomplishes the assigned tasks. 3. Destroys the specified equipment and supplies. 4. Avoids being decisively engaged. 5. Withdraws all personnel from the objective areas within the time prescribed. 6. Obtains all priority intelligence requirements (PIR) from the raid site. 7. Sustains only light casualties from enemy fire.

**TASK:** Conduct an Aerial Reconnaissance (5-OPFOR-0010)

**CONDITION:** The opposing forces (OPFOR) headquarters (HQ) element requires intelligence on the locations and identification of enemy elements. An aircraft is dispatched to take photographs and make a visual inspection of the enemy rear area.

**STANDARD:** The OPFOR element gathers photograph intelligence of the enemy. 1. Photographs the assigned sectors. 2. Makes quick visual checks where the ceiling is low. 3. Locates enemy positions in the area, particularly support and storage bases, and command and control (C2) facilities. 4. Sustains no loss of aircraft. 5. Reports priority intelligence requirements (PIR) and other information requirements to the OPFOR HQ.

**TASK:** Defeat Obstacles (5-OPFOR-0009)

**CONDITION:** The opposing forces (OPFOR) element encounters an obstacle that blocks the avenue of approach as it advances upon the enemy forces.

**STANDARD:** The OPFOR element bypasses or breaches the enemy obstacle. 1. Detects the obstacle before halting its main body. 2. Defeats the obstacle. a. Bypasses the obstacle without entering the engagement areas. b. Breaches the obstacle within 45 minutes and passes its entire force through the obstacle. 3. Does not incur degradation to the point that the mission must be discontinued.

**TASK:** Conduct an Attack (5-OPFOR-0008)

**CONDITION:** The enemy is conducting tactical operations. The opposing forces (OPFOR) element receives orders to attack the enemy, the area of occupation, or the main supply route (MSR) with smoke.

**STANDARD:** The OPFOR element disrupts the enemy's movement and smoke operations. 1. Determines the delivery method of the smoke attack. 2. Locates the target. 3. Delivers the smoke attack downwind. 4. Attacks the enemy with smoke, and surge attacks when the enemy responds to the smoke.

**TASK:** Disrupt Construction of Vehicle Fighting Positions (5-OPFOR-0020)

**CONDITION:** The opposing forces (OPFOR) element has located the enemy. The priority intelligence requirements (PIR) and other intelligence obtained by OPFOR patrols indicate the enemy is constructing vehicle fighting positions within its defensive area. The OPFOR element has automatic and antiarmor weapons and light mortars.

**STANDARD:** The OPFOR element attempts to disrupt the enemy's efforts to establish vehicle fighting positions. 1. Locates the defensive area. 2. Surprises the main body. 3. Penetrates the defensive area with squad-size probes. 4. Inflicts casualties on the unit. 5. Destroys vehicles. 6. Disrupts the unit's preparations (prevents or delays beyond the unit's allotted time).

**TASK:** Disrupt an Engineer Reconnaissance (5-OPFOR-0022)

**CONDITION:** The enemy is conducting an engineer reconnaissance. The opposing forces (OPFOR) element is positioned along the enemy's route.

**STANDARD:** The OPFOR element disrupts an engineer reconnaissance. 1. Prevents the unit from meeting its specified time schedule. 2. Forces the unit to deviate from its specified route. 3. Prevents the unit from accomplishing its assigned engineer reconnaissance. 4. Surprises the unit conducting the reconnaissance.

**TASK:** Conduct an Ambush (5-OPFOR-0007)

**CONDITION:** The enemy is moving in a convoy. The opposing forces (OPFOR) element is positioned along the enemy's route.

**STANDARD:** The OPFOR element inflicts casualties on the enemy and causes vehicle and equipment damage. 1. Prepares an ambush site before the element arrives. 2. Surprises march element forces. 3. Inflicts heavy casualties within the designated kill zone. 4. Inflicts heavy damage to vehicles and equipment within the designated kill zone. 5. Delays the march element from reaching a specified destination for a specified period of time. 6. Withdraws on order. 7. Sustains no casualties. 8. Reports actions to superiors.

**TASK:** Conduct Terrorist and Saboteur Attacks (5-OPFOR-0005)

**CONDITION:** The opposing forces (OPFOR) element dispatches small teams into the enemy's rear area to disrupt combat service support (CSS) operations.

**STANDARD:** The enemy sustains disrupted command and control (C2), destroyed equipment and supplies, and light casualties. 1. Locates rear support bases and C2 facilities. 2. Delays and disrupts CSS operations through probes. 3. Infiltrates CSS bases to conduct sabotage and terrorist activities. 4. Inflicts light casualties. 5. Destroys supplies and equipment.

**TASK:** Defend a Minefield (5-OPFOR-0023)

**CONDITION:** The enemy is conducting a minefield sweeping operation. The opposing forces (OPFOR) element has a minefield placed in the enemy's path. The minefield is under constant observation and fire.

**STANDARD:** The OPFOR element defends a minefield against an enemy element conducting a minefield sweeping operation. 1. Prevents the unit from detecting the obstacle. 2. Disrupts the minefield sweeping operation. 3. Prevents the unit from conducting the minefield sweeping operation, prevents the unit from moving all personnel through the breach or delays the completion of the minefield sweeping operation for more than 45 minutes.

**TASK:** Maintain Contact (5-OPFOR-0003)

**CONDITION:** The opposing forces (OPFOR) element is engaged with enemy base defense forces. The enemy forces are withdrawing under pressure.

**STANDARD:** The OPFOR element maintains enemy contact while the enemy withdraws. 1. Engages the enemy forces decisively. 2. Advances the OPFOR as the enemy forces withdraw. 3. Inflicts heavy casualties. 4. Captures the members of the enemy force. 5. Captures documents and equipment. 6. Safeguards captured documents, equipment, and personnel.

**TASK:** Disrupt a Route Reconnaissance (5-OPFOR-0021)

**CONDITION:** The enemy is conducting a route reconnaissance. The opposing forces (OPFOR) element is positioned along the enemy's route.

**STANDARD:** The OPFOR element attempts to disrupt a squad/section conducting a route reconnaissance. 1. Prevents the unit from meeting its specified time schedule. 2. Forces the unit to deviate from its specified route. 3. Prevents the unit from reaching its assigned destination. 4. Surprises the squad/section. 5. Inflicts casualties on the unit.

**TASK:** Disrupt a Net Control Station (NCS) (5-OPFOR-0019)

**CONDITION:** The enemy has established a NCS. The opposing forces (OPFOR) element has radio and jamming equipment.

**STANDARD:** The OPFOR element attempts to disrupt an NCS. 1. Attempts to locate the radio frequency that the unit is operating on. 2. Attempts to enter the radio net. 3. Attempts to issue "bogus" orders to a unit on the net. 4. Jams the radio frequency and forces the unit to go to an alternate frequency.

**TASK:** Disrupt Defensive Preparations (5-OPFOR-0018)

**CONDITION:** The opposing forces (OPFOR) element has located the enemy. Priority intelligence requirements (PIR) and other intelligence requirements obtained by OPFOR patrols indicate that the enemy elements are establishing defensive positions. The OPFOR element has automatic and antiarmor weapons and light mortars.

**STANDARD:** The OPFOR element disrupts and delays the enemy's defensive preparations. 1. Locates and penetrates the enemy's security system. 2. Forces the enemy to delay defensive preparations. 3. Disrupts the enemy's obstacle preparations.

**TASK:** Disrupt Enemy Movement and Operations Using Tactical Nuclear Weapons (5-OPFOR-0016)

**CONDITION:** The opposing forces (OPFOR) element has located the enemy. Priority intelligence requirements (PIR) and other intelligence requirements have been obtained by OPFOR patrols. Tactical nuclear weapons are employed against key locations in the rear area.

**STANDARD:** The OPFOR element disrupts enemy movement and operations. 1. Disrupts or delays the movement of the enemy's equipment and supplies to the forward areas. 2. Destroys enemy equipment and supplies. 3. Inflicts a high rate of nuclear casualties among the enemy forces. 4. Denies the enemy the use of specified areas. 5. Contaminates the enemy's equipment and supplies.

**TASK:** Disrupt Quartering Party Operations (5-OPFOR-0017)

**CONDITION:** The enemy is conducting quartering party operations. It has established an assembly area (AA) but has not moved in the main body.

**STANDARD:** The opposing forces (OPFOR) element attempts to disrupt quartering party operations and infiltrate the enemy's AA. 1. Locates the quartering party and the AA. 2. Surprises the main body. 3. Penetrates the AA with squad-size probes. 4. Inflicts personnel casualties and vehicle damage. 5. Disrupts the unit's preparations (prevents or delays beyond the unit's allotted time).

**TASK:** Disrupt Enemy Movement and Operations Using Persistent and Nonpersistent Chemical Weapons (5-OPFOR-0015)

**CONDITION:** The opposing forces (OPFOR) element has located the enemy. Priority intelligence requirements (PIR) and other intelligence requirements have been obtained by OPFOR patrols. The OPFOR units deliver chemical agents, by means of conventional artillery weapons or aircraft, along selected supply routes and key bases in the rear area.

**STANDARD:** The OPFOR element disrupts enemy movement and operations using persistent and nonpersistent chemical weapons. 1. Delivers chemical agents in low and densely wooded areas. 2. Delays the movement of enemy supplies and equipment to the forward areas. 3. Restricts the movement of the enemy units in the rear area. 4. Channels the movement of enemy units into predesignated ambush areas. 5. Contaminates enemy supplies and equipment. 6. Inflicts a high rate of casualties on enemy forces.

**TASK:** Disrupt Movement (5-OPFOR-0014)



**CONDITION:** The enemy is expected to move through the opposing forces (OPFOR) element's area of operations. The OPFOR element has received an operation order (OPORD) or fragmentary order (FRAGO) to disrupt enemy movement. The enemy has the capability to defend with direct fire and antiarmor weapons.

**STANDARD:** The OPFOR element delays enemy movement. 1. Delays the element. 2. Forces the element to deviate from its route. 3. Prevents the element from reaching its destination. 4. Surprises the element's main body.

**TASK:** Disrupt Assembly Area (AA) Activities (5-OPFOR-0013)

**CONDITION:** Intelligence reports indicate that platoon- and company-size enemy units are operating in the opposing forces (OPFOR) area of operations. Enemy units can defend from AAs with direct fire, antiarmor weapons, and indirect fire. The enemy has close air support (CAS) and nuclear, biological, and chemical (NBC) capabilities.

**STANDARD:** The OPFOR element locates and disrupts the enemy's AA activities. 1. Locates the element's AA. 2. Probes the AA with squad- or team-size elements. 3. Inflicts more than 5 percent casualties on the element. 4. Disrupts the element's preparations (prevents or delays beyond the element's allotted time).

**TASK:** Counter Passage of Lines (5-OPFOR-0012)

**CONDITION:** Enemy forces are in defensive positions, but they are expected to attempt passage-of-lines operations. The opposing forces (OPFOR) received orders to disrupt enemy passage-of-lines operations.

**STANDARD:** The OPFOR element delays or prevents enemy passage of lines. 1. Delays the passage. 2. Prevents the company from moving all personnel through the stationary unit. 3. Engages the main body of either the moving or the stationary unit.

**TASK:** Attack (5-OPFOR-0001)

**CONDITION:** The opposing forces (OPFOR) element has located the enemy. The priority intelligence requirements (PIR) and other intelligence requirements have been obtained by OPFOR patrols. The OPFOR element has automatic and antiarmor weapons and light mortars.

**STANDARD:** The OPFOR element attempts to seize the terrain, vehicles, or equipment. 1. Develops an attack plan. 2. Surprises the enemy unit's main body. 3. Initiates the attack using a scheme of maneuver that exploits the enemy's flanks, gaps, and weaknesses. 4. Uses covered and concealed routes to approach the enemy forces' flanks, gaps, or weakly held areas. 5. Employs indirect fire to support the attack. 6. Penetrates enemy defenses. 7. Destroys equipment and supplies. 8. Inflicts heavy casualties. 9. Isolates the combat service support (CSS) base by blocking reinforcements. 10. Forces enemy units to displace. 11. Avoids being fixed in one position. 12. Withdraws before the CSS base is reinforced with tactical combat forces.

**TASK:** Conduct Air Attacks (5-OPFOR-0002)

**CONDITION:** The opposing forces (OPFOR) element in the rear area has forwarded the positions of the enemy support sites or the locations of moving elements. The OPFOR aircraft have been dispatched to attack enemy installations or convoys.

**STANDARD:** The OPFOR element attempts to delay, disrupt, or damage the enemy targets by air. 1. Locates the target (support sites or convoys). 2. Makes attack runs on the designated targets. 3. Inflicts heavy damage to the selected target. 4. Sustains no loss of aircraft. 5. Delays moving the force for more than one hour.

**TASK:** Conduct Sniper Operations (5-OPFOR-0006)

**CONDITION:** The opposing forces (OPFOR) element has assigned snipers (regular or irregular elements) in the enemy's rear area along the main supply route (MSR) and near support sites.

**STANDARD:** The OPFOR element kills or wounds targets. 1. Sets up a well-concealed location. 2. Engages vehicle drivers or personnel on foot with short bursts of semiautomatic fire. 3. Kills or wounds selected targets. 4. Prevents the position from being discovered by enemy forces. 5. Evacuates the area without being spotted. 6. Reports all specified priority intelligence requirements (PIR) and other intelligence requirements to the OPFOR headquarters (HQ).

## CHAPTER 6

### External Evaluation

6-1. General. An external evaluation assesses the unit's ability to perform its mission. Using units may modify this evaluation based on the METT-TC and other considerations as deemed appropriate by the commander. Selected T&EOs from Chapter 5 that involve the total unit and employ a realistic OPFOR and the use of the MILES are used for the evaluation. At the completion of the evaluation, the commander can identify the strengths and weaknesses of his unit. These strengths and weakness are the basis for future training and resource allocations.

6-2. Preparing the Evaluation. The commander must standardize evaluation procedures to accurately measure the unit's capabilities. Table 6-1 is a sample evaluation scenario that contains the mission as well as the appropriate tasks necessary to develop the scenario and execute the evaluation. Figure 6-1 is a graphic representation of the scenario. Selective tailoring is required because it is not possible to evaluate every task. The following procedures are suggested for developing the evaluation:

**Table 6-1. Sample Evaluation Scenario**

Event	Action	Proposed Time Frame	Estimated Time Allotted
1	Conduct Preevaluation Operations	Before start time	
2	Conduct Troop-Leading Procedures		
3	Issue a Road March Order	Day 1 - 0200 hours	2 hours
4	Conduct a Tactical Road March	0400 hours	5 hours
5	Occupy an Assembly Area	0900 hours	3 hours
<b>Module 1</b>			
6	Receive a Warning Order (WO)	1200 hours	2 hours
7	Support Combat Operations (Mobility)		
8	Conduct Unit Support Operations		
9	Perform Unit Maintenance Operations		
10	Conduct Administrative Operations		
11	Conduct Intelligence Operations		
<b>Module 2</b>			
12	Conduct Unit Support Operations	Day 2 - 1400 hours	
13	Receive a Warning Order		
14	Support Combat Operations (Counter-mobility)		
15	Perform Unit Maintenance Operations		
16	Move to an AAR Site and Conduct an AAR		
17	End Exercise (ENDEX)		

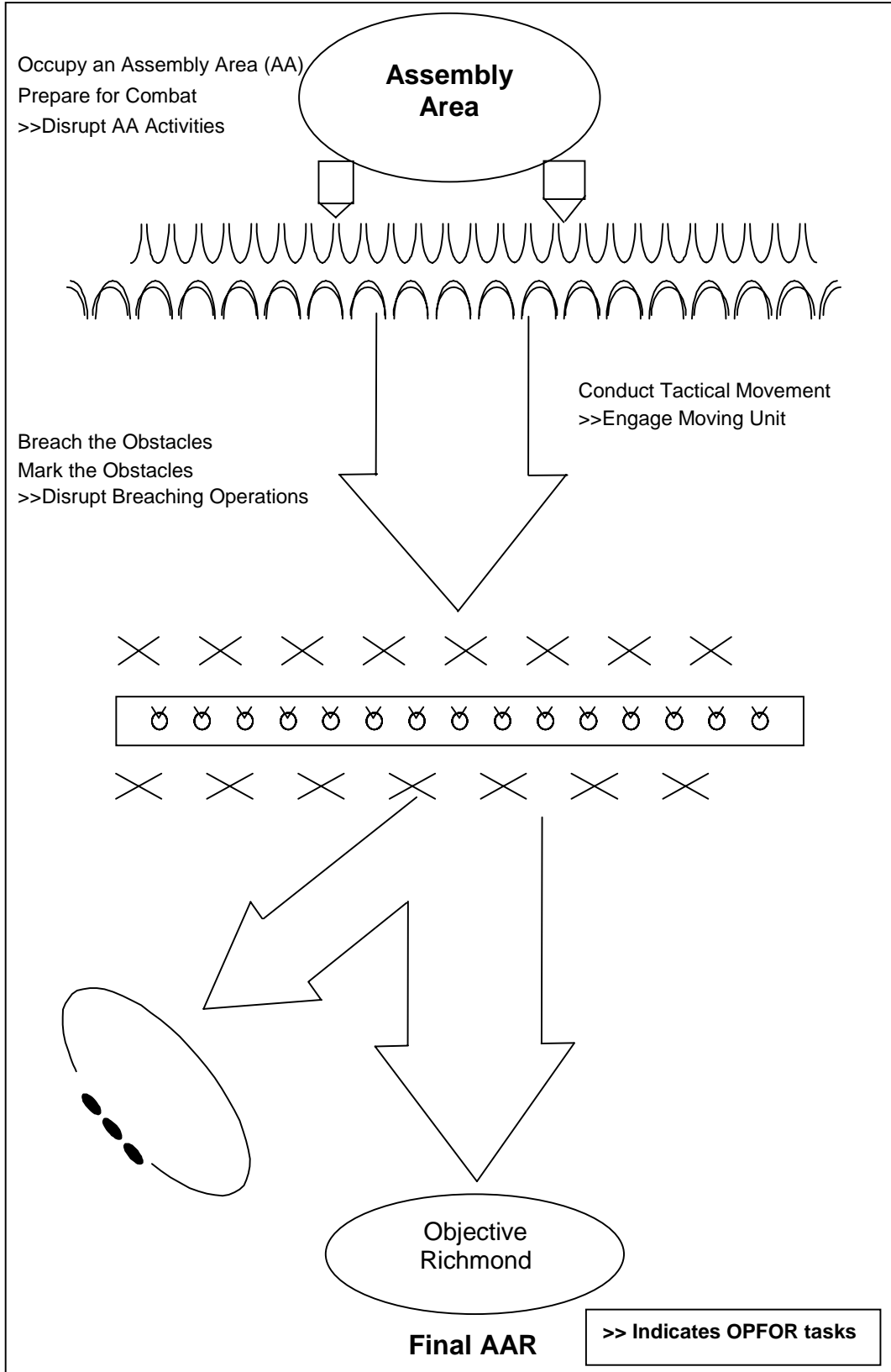


Figure 6-1. General Scenario Illustration

a. Identify the missions to be evaluated for each echelon, using Figure 2-2 in Chapter 2. Record the selected missions on the unit proficiency work sheet(UPW) in Figure 6-2.

Unit: _____		Date: _____				
No.	Unit Mission/Task	Section/ Squad	Section/ Squad	Section/ Squad	Section/ Squad	Unit Overall Rating and Remarks
		GO	GO	GO	GO	
		NO-GO	NO-GO	NO-GO	NO-GO	
		GO	GO	GO	GO	
		NO-GO	NO-GO	NO-GO	NO-GO	
		GO	GO	GO	GO	
		NO-GO	NO-GO	NO-GO	NO-GO	
		GO	GO	GO	GO	
		NO-GO	NO-GO	NO-GO	NO-GO	
		GO-	GO	GO	GO	
		NO-GO	NO-GO	NO-GO	NO-GO	
		GO	GO	GO	GO	
		NO-GO	NO-GO	NO-GO	NO-GO	
		GO	GO	GO	GO	
		NO-GO	NO-GO	NO-GO	NO-GO	
		GO	GO	GO	GO-	
		NO-GO	NO-GO	NO-GO	NO-GO	
		GO	GO	GO	GO	
		NO-GO	NO-GO	NO-GO	NO-GO	
		GO	GO	GO	GO	
		NO-GO	NO-GO	NO-GO	NO-GO	
		GO	GO	GO	GO	
		NO-GO	NO-GO	NO-GO	NO-GO	
		GO	GO	GO	GO	
		NO-GO	NO-GO	NO-GO	NO-GO	
		GO	GO	GO	GO	
		NO-GO	NO-GO	NO-GO	NO-GO	
		GO	GO	GO	GO	
		NO-GO	NO-GO	NO-GO	NO-GO	
		GO	GO	GO	GO	
		NO-GO	NO-GO	NO-GO	NO-GO	
		GO	GO	GO	GO	
		NO-GO	NO-GO	NO-GO	NO-GO	

**NOTE: If more space is required for remarks, use the back side of this form.**

Figure 6-2. Sample Unit Proficiency Work Sheet



c. Select the tasks for the evaluation of every mission. List the selected tasks on the task summary sheet, which is used for recording the results of the evaluation.

d. Compile the selected missions and tasks in the order that they logically occur in the detailed scenario (Table 6-1). Group the selected missions and tasks in parts for continuous operations. The parts can be interrupted at logical points to assess the MILES casualties and to conduct in-process AARs.

6-3. Resource Requirements and Planning Considerations. Adequate training ammunition, equipment, and supplies must be forecasted and requisitioned. Table 6-2 is a consolidated list of the support requirements for this evaluation. It is based on experience with the scenario in Table 6-1. The evaluating HQ must prepare its own consolidated support requirements.

**Table 6-2. Sample Consolidated Support Requirements**

<b>CONSOLIDATED SUPPORT REQUIREMENTS FOR STX 5-2-E0001</b>			
<b>Ammunition</b>	<b>DODIC</b>	<b>Estimated Basic Load</b>	
5.56 mm	A080	150 rounds per rifle	
7.62 mm	A111	400 rounds per M60	
5.56 mm	A075	250 rounds per SAW	
Caliber .50	A598	250 rounds per M2	
ATWESS (AT-4)	L367	15 each per company (inert)	
Hand grenade, body, M69	G811	2 per man	
Hand grenade, fuse (practice)	G878	2 per man	
Simulators, projectile, ground burst	L598	50 per exercise	
Simulator, hand grenade, M116 series	L601	20 per squad (without live demolitions to simulate demolition) or 6 per squad	
<b>Demolitions (See note below.)</b>			
MICLIC		4 per company with 2 reloads	
Bangalore torpedo kit		1 per squad	
Charge, block TNT		50 per squad	
MDI M11, 12, 13, 14		15 each (total 60) per platoon	
MDI igniters		60 each platoon	
Time fuse		500 feet per platoon	
Satchel charge, M183		30 per platoon	
40-pound shape charge		12 per platoon	
Smoke grenades, white		60 per platoon	
Smoke pot, ground		10 per platoon	
<b>Other Items</b>			
Batteries, BA 200 (6-volt)		50 each	
Batteries, BA 3090 (9-volt)		400 each	
<b>Class IV</b>			
Concertina wire			
Mines			
<b>MILES Equipment</b>	<b>Company</b>	<b>Evaluators</b>	<b>OPFOR</b>
APC	13		13/4
Caliber .50 system	15		13/4
M240 system	2		
M19 blank firing adapter	15		13/4
M16 system	120		120/28
M60 machine-gun system	13		13/2
Controller guns		8	
Small-arms alignment fixture		2	
<b>NOTE: Ammunition and demolitions are basic loads and should be restocked (according to their use) during the exercise.</b>			

6-4. Selecting and Training Observers/Controllers. A successful evaluation depends heavily on selecting Os/Cs with the proper experience, training them to fulfill their responsibilities, and supervising them throughout the conduct of the evaluation.

a. The following are minimum rank and experience requirements for Os/Cs:

- (1) The company O/C will be an officer with company command experience.
- (2) Platoon or section Os/Cs will be lieutenant or an NCO with platoon or section experience.
- (3) The recorder will be an officer or an NCO at the evaluation control HQ who receives "kill" information or results and time data from the Os/Cs.

b. A thorough knowledge of the unit's mission, organization, equipment, and doctrine is required by the Os/Cs. They must understand the overall operation of the unit and how it is integrated into and supports the force-protection operations. Team members must have a working knowledge of the common individual and collective tasks in areas such as local-defense convoy procedures, communications, and NBC. One member of the team must have detailed expertise in the NBC and local-defense common task areas. The Os/Cs should be equal in grade to the person in charge of the element they are evaluating and they should have previous experience in the position being evaluated. All team members must be able to make objective evaluations, function effectively as a team member, and state their findings in writing and briefings.

c. O/C training focuses on providing Os/Cs with a general understanding of the overall evaluation, providing each O/C with a detailed understanding of specific duties and responsibilities and on building a spirit of teamwork. The O/C training includes--

(1) The overall evaluation design, general scenario, master-events list, and specific evaluation purposes and objectives.

(2) The unit's METL and its linkage to the T&EOs and other materials contained in this ARTEP MTP.

(3) The O/C team composition and general duties and responsibilities of each team member.

(4) The detailed responsibilities of individual team members with special emphasis on the master-events-list items that are their responsibility. This includes--

(a) A review of written instructions and materials contained in the Os/Cs folders.

(b) A detailed reconnaissance of the area used for the evaluation.

(c) The O/C communications, and command and control (C2) systems.

(d) Safety procedures.

(e) Evaluation data-collection OPLAN and procedures.

(f) AAR procedures and techniques.

(5) A talk-through of the entire evaluation, which includes war-gaming all items of the master-events list in order of their occurrence and a review of each team member's responsibilities and anticipated problems.



d. The senior O/C supervises the operation of the team. He provides the team leadership, focuses his efforts on ensuring that the Os/Cs fulfill their responsibilities and adhere to the evaluation plan, resolves problems, synchronizes the efforts of the team members, ensures close coordination among team members, holds periodic team-coordination meetings, plans and orchestrates the unit's AAR, and conducts specific evaluation-team AARs.

6-5. Selecting and Training Opposing Forces. The OPFOR support for an external evaluation of the unit is limited to two squads of dismounted infantry and two to five individuals who serve as enemy agents. Although OPFOR support is only used for some tasks, proper training and employment of this force is important to ensure a proper assessment of the unit's capabilities.

a. The OPFOR commander should be a company grade officer or senior NCO who is well trained in OPFOR tactics and operations. In addition to the duties and responsibilities in leading various OPFOR elements, the OPFOR commander serves as a part-time member of the O/C team. In order to fulfill O/C responsibilities, the OPFOR commander must participate in O/C planning and training activities. He must be present during AARs.

b. OPFOR elements are trained, organized, and equipped to operate in a manner that depicts threat forces as realistically as possible. Their training includes--

- (1) Threat tactics and rules for engagement.
- (2) OPFOR missions and responsibilities.
- (3) OPFOR tasks and standards.
- (4) Threat weapons and equipment, if available.
- (5) C2.
- (6) Safety.

6-6. Conducting the Evaluation. The senior O/C has overall responsibility for conducting the evaluation. He orchestrates the overall evaluation and the support provided by the various individuals and elements that are specially selected and trained to fulfill designated functions and responsibilities.

a. Os/Cs must be free to observe, report, and record the actions of the unit.

b. The HQ two echelons above the unit being evaluated should select and train the control element for the evaluation. They issue orders, receive reports, provide feeder information, and control the OPFOR.

c. All exercise participants and supporting personnel must ensure that every facet of the evaluation is conducted in a safe manner. Personnel observing unsafe conditions must take prompt action to halt them and advise their superiors of the situation.

6-7. Recording External Evaluation Information.

a. The senior O/C is responsible for implementing the evaluation scoring system. Although the final evaluation is made up by the senior O/C, the full team participates in this process. Their reports reflect the overall ability of the combat engineer unit to accomplish its wartime missions.

b. The evaluation scoring system is based on an evaluation of the unit's performance of each mission-essential task and any other collective task contained in the overall evaluation plan. Use the following four steps for the evaluation:

- (1) Identify the ARTEP MTP T&EOs that correspond to each of the evaluation-plan tasks.
  - (2) Use T&EO standards to evaluate the unit's performances of the tasks. This is done for each evaluation-plan task.
  - (3) Record on the T&EO a GO for each performance measure performed to standard and a NO-GO for each performance measure not performed to standard.
  - (4) Record the unit's overall capability to perform the task by using GO/NO-GO information recorded on each T&EO. Use the following definitions as guidance in making this determination:
    - (a) GO - the unit successfully accomplished the task or performance measure to standards.
    - (b) NO-GO - the unit did not accomplish the task or performance measure to standard.
- c. Use other locally produced reports that are approved by the senior O/C and prescribed in the evaluation plan to collect the evaluation information. These reports assist the team in recording the information concerning the unit's capability to perform its wartime mission according to the established standards. This information will assist the senior O/C to determine the unit's overall final rating. The reports listed below can be used to collect the information.
- (1) Unit data sheet (Figure 6-4). This report records personnel and equipment status.
  - (2) Environmental data sheet (Figure 6-5). This report records information concerning weather and terrain conditions present during the evaluation period.
  - (3) Personnel and equipment loss report (Figure 6-6). This report records information concerning the element's personnel and equipment losses during OPFOR engagements.

<b>UNIT DATA SHEET</b>						
1. Unit designation:				Date:		
2. Unit leaders: (Circle the most correct answer.)						
Position	Rank	Time in unit (months)				
Platoon Leader	2LT/1LT	1-3	4-6	7-12	13-18	>19
Platoon Sergeant	SFC/SSG	1-3	4-6	7-12	13-18	>19
1 <sup>st</sup> Squad Leader	SSG/SGT	1-3	4-6	7-12	13-18	>19
2 <sup>nd</sup> Squad Leader	SSG/SGT	1-3	4-6	7-12	13-18	>19
83 <sup>rd</sup> Squad Leader	SSG/SGT	1-3	4-6	7-12	13-18	>19
		1-3	4-6	7-12	13-18	>19
		1-3	4-6	7-12	13-18	>19
		1-3	4-6	7-12	13-18	>19
		1-3	4-6	7-12	13-18	>19
		1-3	4-6	7-12	13-18	>19
3. Unit strength: (excluding leaders)						
4. Equipment shortages: (major items)						
5. Comments:						
Observer/controller's signature:						

Figure 6-4. Sample Unit Data Sheet

<b>ENVIRONMENTAL DATA SHEET</b>						
Exercise number and description:						
Date and time the exercise started:						
Date and time the exercise ended:						
1. Weather conditions: (Circle the appropriate description.)						
Clear	Partly Cloudy	Cloudy	Hazy	Rain	Snow	Fog
Other:						
Temperature:						
2. Ground conditions: (Circle the appropriate description.)						
Dry	Wet	Ice	Snow			
Other:						
3. Light conditions: (Circle the appropriate description.)						
Day	Night					
Moon phase:	None	1/4	1/2	3/4	Full	
Average range of visibility due to light:						
4. Terrain: (Circle the appropriate description.)						
Flat	Rolling	Mountains	Jungle	Desert	Urban	Artic
Other:						
Top Soil: Sandy    Rocky    Clay    Other:						
Average range of visibility due to terrain:						
5. Remarks:						

**Figure 6-5. Sample Environmental Data Sheet**



6-8. After-Action Reviews. AARs provide direct feedback to unit members by involving them in the diagnosis process and by enabling them to discover for themselves what happened during the evaluation. In this way, participants identify errors and seek solutions that increase the value of the training and reinforce learning.

a. The senior O/C is responsible for the AAR process. He coordinates the entire AAR program from the initial planning of the evaluation through the after-actions phases.

b. Key steps in the AAR process are--

(1) Planning. Planning for AARs is initiated in the exercise preparation activities long before the start of the action evaluation. AARs are integrated into the general scenario at logical break points and into the detailed evaluation scenario that is developed subsequently. Qualified Os/Cs are selected and trained in the AAR process as part of O/C training. This phase also includes the identification of potential AAR sites and the requisition of equipment and supplies needed to conduct the AAR.

(2) Preparation. AAR preparation starts with the beginning of the actual evaluation. In addition to observing the unit performing its critical tasks, this phase includes the review of the training objectives, orders, and doctrine. Final AAR site selection is completed and times and attendance are established. AAR information is gathered from applicable Os/Cs and unit personnel. The AAR is organized and rehearsed.

(3) Conduct. AARs are conducted at logical breakpoints in the exercise and at the end of the evaluation. When AAR participants have assembled, the AAR begins with the senior O/C introducing the session with a statement of the AAR purpose, the establishment of the AAR ground rules and procedures, and a restatement of the training and evaluation objectives. A successful AAR includes the following guidelines:

(a) AARs are not critiques but professional discussions of training events.

(b) The senior O/C guides the discussion in a manner that ensures that participants openly discuss the lessons.

(c) Dialogue is encouraged among Os/Cs and unit personnel.

(d) All individuals who participated in the evaluation are present for the AAR, if possible. As a minimum, every unit or element that participates in the exercise is represented.

(e) Participants discuss not only what happened, but also how it happened and how it could have been done better.

(f) Participants review the sequence of the events associated with the hazards and the risk assessment made before the exercise. As a minimum, the review should address hazards that presented themselves (but were not identified) and each incident of fratricide or near fratricide and how it could be avoided in the future.

(g) Events not directly related to major events are not examined.

(h) Participants do not offer self-serving excuses for inappropriate actions.

(i) The AAR end result is that soldiers and leaders, through discovery learning, gain a better understanding of their individual and collective strengths and weaknesses and become more proficient in training for and performing their critical tasks.

**NOTE: Reference materials for conducting an AAR are Training Circulars (TCs) 25-6 and 25-20, and FM 25-101.**

**APPENDIX A - EXERCISE OPERATION ORDER (OPORD)**

For use of the OPORD, refer to the exercise outlined in Chapter 4 and to Figure A-1.

<b>OPERATION ORDER</b>	
(classification) FOR TRAINING PURPOSES ONLY	
Operation Order _____ 20_____	Copy ___ of ___ copies
Task Organization:	
1. SITUATION.	
<p>a. Enemy Forces. Contact with the enemy has been broken. The enemy has withdrawn deep to the rear. He is being reinforced and is preparing to counterattack within 24 hours. The enemy is expected to use nonpersistent nerve agents. Enemy air is expected to be active in the area. Latest intelligence summary (INTSUM) indicates that the enemy may have a company-size strong point in the brigade sector. Enemy units occupying the combat outpost are half strength. Counterattacking forces are expected to be full strength.</p>	
<p>b. Friendly Forces. 5th Division attacks to secure Objective Richmond, and then assists passage of the exploitation force (24th Division). This operation will rapidly penetrate the main defensive belt to draw the 10th Independent Tank Regiment (ITR) south and fix it in a zone.</p>	
<p>(1) Missions of units on left and right flanks, as required.</p>	
<p>(2) Supporting engineer unit missions, as required.</p>	
<p>(3) Supporting fires. 4th Battalion is in direct support.</p>	
2. MISSION. 25th Brigade conducts a passage of lines and attacks to secure Objective Richmond. On order, the 25th Brigade continues movement forward of Phase Line (PL) Green.	
3. EXECUTION.	
<p>a. Concept of the Operation. See the overlay developed by the trainer.</p>	
<p>(1) Maneuver. 25th Brigade departs AA NK 243567 and conducts a passage of lines through the elements of 3rd Division. It conducts a penetration with two task forces (TFs), with one TF following as the brigade's reserve. TF A will be the main effort and attack along Axis Oak. TF B attacks along Axis Pine and is the supporting attack. On order, TF C (trailing along Axis Oak) becomes the main effort and continues the attack to Objective Richmond. The intent is to gain contact with the enemy, locate, and fix his main body so that the division can conduct envelopments to destroy him. It is necessary to destroy his combat outposts. We must quickly reorganize and continue movement until we find the main body. The TF that makes initial contact will attempt to fight through and destroy the enemy. If they cannot, they will provide a base of fire for maneuver by the remainder of the brigade. Movement will continue to PL Green if no contact is gained, and past PL Green, on order.</p>	
<p>(2) Fire support. The priority of fires is to TF A initially and to the TF in contact once contact is made.</p>	

**Figure A-1. Sample OPORD**

(3) Mines, obstacles, and fortifications. Critical check points and identified obstacles shown on the obstacles overlay.

b. Subunit missions, as required.

c. Engineer. The priority of support is to the two lead TFs. On order, conduct breaching operations in support of the TF in contact. Be prepared to support a hasty defense on order.

d. Coordinating instructions.

(1) Report all enemy contact.

(2) Report all enemy obstacles.

(3) Report the crossing of PLs.

(4) Additional information, as required.

4. SERVICE AND SUPPORT. Per the division's SOP.

5. COMMAND AND SIGNAL.

a. Command.

b. Signal.

(1) Current signal operation instructions (SOI).

(2) Radio-listening silence until initial contact with enemy.

**Figure A-1. Sample OPORD (continued)**



## APPENDIX B - THREAT ANALYSIS

### B-1. Introduction.

a. Dramatic changes in Europe and within the former Soviet Union have reduced the likelihood of an east-west military confrontation in Europe. The threat in Europe has not gone away completely, but it is less immediate and changed in nature. Despite reductions, Russia will still have the largest army in Europe. Regardless of the stated peaceful intentions of current Russian political leaders, the Russian Armed Forces still possesses formidable capabilities, and those capabilities will remain, should conditions and intentions change. Other former Soviet republics are forming their own armed forces and could pose threats to each other or to other countries in the region. In this time of turmoil and uncertainty, the former Soviet military power remains a potentially dangerous challenge to US and North Atlantic Treaty Organization (NATO) security. However, this remnant of the former Soviet threat is just one of many.

b. Many other nations are obtaining or developing sophisticated weaponry. Various regional conflicts could cause the US to intervene bilaterally or as part of a multinational coalition to protect our interests or those of our allies. Other potential conflict areas could call for a variety of responses by either the US or the former Soviet republics or both. The threat may come in an organized military form, which may or may not follow the former Soviet model. It may also come in the form of insurgencies, terrorism, or narcotics trafficking. The US Army needs to be prepared to respond to this broad spectrum of potential threats that it could encounter in various contingencies.

B-2. Global Threats. Modern weapons and the capability to project military power to great distances beyond its own national borders would characterize a global-type threat, such as the former Soviet one. Against such a potential adversary, the threat to rear operations would include the following:

- Armored or mechanized forces breaking into our rear area.
- Airborne, airmobile, or amphibious assault forces inserted into our rear area.
- Long-range artillery, surface-to-surface missiles, or air strikes targeting rear-area assets.
- NBC weapons.
- Radio-electronic combat aimed at jamming or destroying our communications means and disrupting our C<sup>2</sup>.
- Agents and saboteurs.

B-3. Regional Threats. Regional threats, such as Iraq or North Korea, have less capability to project power. However, they may have some of the same weapons and organizations as a global threat. In fact, lessening superpower tensions are contributing significantly to the proliferation of sophisticated weaponry to emerging nations. This applies not only to conventional ground and air weapons, but also to chemical and nuclear weapons and missile systems. A mature regional power, possibly with a global power as a major source of its military hardware, emphasizes the ability to project its forces throughout a given region.

B-4. Local Threats. Local threats have even more localized objectives and little capability to project power beyond their own borders or their immediate neighbors. They generally have less modern equipment than global or regional threat powers or at least a limited variety of modern weapons. Their equipment may include modern small arms and light artillery (mortars, howitzers, gun-howitzers, and rocket launchers), but often does not include sophisticated weapons such as long-range conventional artillery or high-performance aircraft. A local threat may be heavily supported by a regional threat or even by a global power. In the past, for example, Cuba assisted Soviet-backed movements in Angola, Nicaragua, and Ethiopia. This outside influence will often be reflected in the equipment, organization, or tactics of the local threat forces. However, the actions of a local threat are often limited to insurgencies,

civil wars, or border disputes. Insurgents, especially those with outside help, may be able to purchase modern weapons, but may not have developed a logistics base able to sustain continuous conflict. Therefore, they often concentrate on guerrilla tactics, sabotage, assassinations, booby traps, or explosives to achieve their objectives.

**B-5. Special Situations.**

a. The threat in special situations includes terrorism. Terrorism may satisfy the objectives of different types of threats discussed above. Terrorists are the least likely threat to use conventional forces and thus are the hardest to anticipate or to train against. Terrorist tactics include the following:

- Assassinating or maiming.
- Arson.
- Bombing.
- Hijacking, kidnapping, or hostage-taking.
- Raids and seizure of facilities.
- Sabotage.
- Hoaxes (such as bomb threats).

Aside from these threats, terrorists may also be able to obtain weapons of mass destruction. A political leadership that supports terrorism, as in Iraq, may control such NBC weapons. If nuclear weapons are too difficult to obtain, terrorists may instead employ chemical or biological weapons to reach their goals.

b. Narcotics trafficking is another special-condition threat. It may be supported or tolerated by a global power for political or economic reasons. It may also be tied in with regional or local threat powers or with terrorism. There is often a marriage of convenience between insurgent groups and the drug cartels. The cartels can spend significant amounts of money on the latest in technology for communications and security to protect their operations. They can also buy weapons and otherwise finance regional insurgencies and cross-border conflicts.

**B-6. Bottom Line.** The threat to rear operations includes all of the above categories. These threat categories are not mutually exclusive and may overlap with one another.

**APPENDIX C - METRIC CONVERSION CHART****Table C-1. Metric Conversion Chart**

US Units	Multiplied By	Equals Metric Units
Length		
Feet	0.30480	Meters
Inches	2.54000	Centimeters
Inches	0.02540	Meters
Inches	25.40010	Millimeters
Miles (statute)	1.60930	Kilometers
Miles per hour	0.0447	Meters per second
Yards	0.91400	Meters
Volume		
Cubic feet	0.02830	Cubic meters
Cubic yards	0.76460	Cubic meters
Weight		
Pounds	453.59000	Grams
Pounds	0.45359	Kilograms
Length		
Centimeters	0.39370	Inches
Meters per second	2.23700	Miles per hour
Millimeters	0.03937	Inches
Kilometers	0.62137	Miles (statute)
Meters	3.28080	Feet
Meters	39.37000	Inches
Meters	1.09360	Yards
Volume		
Cubic meters	35.31440	Cubic feet
Cubic meters	1.30790	Cubic yards
Weight		
Kilograms	2.20460	Pounds



**GLOSSARY**

<b>?</b>	status unknown; unknown
<b>10th</b>	tenth
<b>1LT</b>	first lieutenant
<b>1SG</b>	first sergeant
<b>1ST</b>	first
<b>2LT</b>	second lieutenant
<b>2ND</b>	second
<b>3RD</b>	third
<b>4th</b>	forth
<b>5 Ss and T</b>	search, silence, segregate, speed, safeguard, and tag
<b>5th</b>	fifth
<b>AA</b>	avenue of approach; assembly area; antiaircraft; anchor assembly
<b>AAR</b>	after-action review; after-action report
<b>AC</b>	active component; alternating current
<b>ADC</b>	area damage control
<b>AO</b>	area of operation
<b>AOR</b>	area of responsibility
<b>APC</b>	armored personnel carrier

**AR**

Army regulation; armor; angle of repose

**ARTEP**

Army Training and Evaluation Program

**ATWESS**

antitank weapon-effect signature simulator

**BDAR**

battle-damage assessment and repair

**BF**

board feet; battle fatigue

**BLTM**

battalion-level training model

**bn**

battalion

**BOM**

bill of materials

**BOS**

battlefield operating systems

**C2**

command and control

**CALFEX**

combined-arms live-fire exercise

**CAS**

casualty; close air support

**CATS**

combined-arms training strategy

**CDM**

chemical downwind message

**CFX**

command field exercise

**CHS**

combat health support

**Class II**

Clothing, individual equipment, tentage, organizational tool sets and kits, hand tools, maps, and administrative and housekeeping supplies and equipment.

**Class IX**

Repair parts and components, to include kits, assemblies, and subassemblies (repairable or nonrepairable) required for maintenance support of all equipment.

**Class VII**

Major end items such as launchers, tanks, mobile machine shops, and vehicles.

**COA**

course of action

**COMSEC**

communications security

**COP**

common operational picture

**CP**

command post; checkpoint

**CPR**

cardiovascular pulmonary resuscitation; cardiopulmonary resuscitation

**CPT**

captain

**CPX**

command post exercise

**CSS**

combat service support

**DA**

Department of the Army; Denmark; direct action

**DA Pam**

Department of the Army Pamphlet

**DD**

Department of Defense

**DODIC**

Department of Defense identification code

**DTSS**

Digital Topographic Support System

**EA**

each; engagement area

**EEFI**

essential elements of friendly information

**EMO**

electronic media only

**EN**

engineer (unit designations; graphics)

**ENCOM**

Engineer Command

**ENDEX**

end exercise

**EOD**

explosive ordnance disposal

**EPW**

enemy prisoner of war

**EW**

electronic warfare

**FBCB2**

Force XXI Battle Command Brigade and Below

**Field Manual (FM)**

A DA publication that contains doctrine that prescribes how the Army and its organizations function on the battlefield in terms of missions, organizations, personnel, and equipment. The level of detail should facilitate an understanding of "what" and "how" for commanders and staffs to execute the missions and tasks. The FM may also be used to publish selected alliance doctrinal publications that are not readily integrated into other doctrinal literature.

**FIST**

fire support team

**FM**

field manual; frequency modulated/modulation

**FO**

forward observer

**FPF**

final protective fire; final protection fires

**FPL**

final protective line

**FRAGO**

fragmentary order

**FRAGO (fragmentary order)**

An abbreviated form of an operation order (usually issued on a day-to-day basis) that eliminates the need for restating information contained in a basic operation order.

**FS**

fire support; Fort Sill; foresight

**FST**

field sanitation team; fire support team

**FTX**

field training exercise

**GPS**



Global Positioning System

**GRREG**

graves registration

**HE**

high explosive

**HHC**

headquarters and headquarters company

**HQ**

headquarters

**INTSUM**

intelligence summary

**ITR**

independent tank regiment

**KIA**

killed in action

**LCE**

load-carrying equipment

**LORAN**

long-range navigation

**LTC**

lieutenant colonel

**MACOM**

major Army command

**MAJ**

major

**MANSCEN**

Maneuver Support Center

**MAPEX**

map exercise

**MCS**

Maneuver Control System

**MCSR**

material-condition status report

**MDI**

modernized demolition initiator

**MEDEVAC**

medical evacuation

ARTEP 5-530-10-MTP

**METL**

mission-essential task list

**METT-TC**

mission, enemy, terrain, troops, time available, and civilian considerations

**MHE**

materials-handling equipment

**MICLIC**

mine clearing line charge

**MILES**

Multiple Integrated Laser-Engagement System

**Military occupational specialty (MOS)**

A term used to identify a group of duty positions so closely related that they are interchangeable among soldiers so classified at any skill level.

**mm**

millimeter

**MO**

Missouri; monthly

**MOPP**

mission-oriented protection posture

**MOPP 2**

Mask carried/worn. Protective suit and boots worn, gloves carried.

**MOPP 4**

Mask worn. Protective suit, boots, and gloves worn.

**MORTREP**

mortar bombing report

**MOS**

military occupational specialty; minimum operating strip

**MP**

military police

**MSR**

main supply route

**MTF**

medical treatment facility

**MTP**

mission training plan; MOS training plan

**NATO**

North Atlantic Treaty Organization

**NAVFAC**

naval facility

**NBC**

nuclear, biological, chemical

**NBC 1 Report**

Observer's Initial Report. This report is used by the observing unit to give basic, initial, and follow-up data about an NBC attack. This report is sent by platoons and companies to the battalion headquarters or by designated observers to the division NBC Center (NBCC).

**NBC 4 Report**

Monitoring and Survey Report used to report NBC hazards detected by a unit through monitoring, survey, or reconnaissance. This report is prepared and submitted by company-level organizations.

**NBC 5 Report**

Actual Contaminated Areas Report. Once the NBC reports are posted on the situation map, the division prepares an NBC 5 report showing the contaminated area. The preferred method of dissemination is by overlay.

**NCO**

noncommissioned officer

**NCOIC**

noncommissioned officer in charge

**NCS**

net control station

**No.**

number

**NVD**

night vision device

**O/C**

observer/controller

**OEG**

operation exposure guide; operational-exposure guidance

**OP**

observation post; operational procedure

**OPDS**

Offshore Petroleum Discharge System

**OPFOR**

opposing forces

**OPLAN**

operation plan

**OPORD**

operation order

**OPORD (operation order)**

A directive issued by a commander to subordinate commanders for the purpose of effecting the coordinated execution of a plan of action.

**OPSEC**

operations security

**OPTEMPO**

operational tempo; operating tempo

**OR**

operational readiness

**P**

needs practice; pass; passed; barometric pressure; mean radius of curvature

**PAM**

pamphlet

**Parapet**

A wall, rampart, or elevation of earth or stone to protect soldiers.

**PDDE**

power-driven decontamination equipment

**PDF**

principal direction of fire

**PIR**

priority intelligence requirements

**PL**

phase line; plastic limit; Poland

**PLL**

prescribed load list

**PMCS**

preventive-maintenance checks and services

**POL**

petroleum, oils, and lubricants

**POS/NAV**

position/navigation

**PSG**

platoon sergeant

**PVC**

point of vertical curvature; polyvinyl chloride

**PVNTMED**

preventive medicine

**QC**

quality control

**RADIAC**

radiation, detection, indication, and computation

**RATELO**

radiotelephone operator

**RC**

rapid cure; reserve component

**RES**

radiation exposure status

**ROE**

rules of engagement

**ROI**

rules of interaction

**RP**

Republic of Philippines; release point; rally point; reference point; red phosphorus

**RTD**

return to duty

**S1**

Adjutant (US Army)

**S2**

Intelligence Officer (US Army)

**S3**

Operations and Training Officer (US Army)

**S4**

Supply Officer (US Army)

**SA**

semiannually; situational awareness

**SALM**

single anchor leg moor

**SATNAV**

satellite navigation

**SATS**

Standard Army Training System

**SAW**

squad automatic weapon

**SCATMINE**

scatterable mine

**SCPE**

simplified collective-protection equipment

**scuba**

self-contained underwater breathing apparatus

**SFC**

special forces command; sergeant first class

**SGT**

sergeant

**SHELREP**

shelling report

**SHTU**

simplified handheld terminal unit

**SITREP**

situation report

**Situation report (SITREP)**

A report giving the situation in the area of the reporting unit or formation.

**SM**

soldier's manual

**SMCT**

soldier's manual of common tasks

**SOFA**

Status of Forces Agreement

**SOI**

signal operation instructions; specific operation instructions

**SOP**

standing operating procedure

**SOP (standing operating procedure)**

A set of instructions covering those features of operations that lend themselves to a definite or standardized procedure without loss of effectiveness. The procedure is applicable unless ordered otherwise.

**SP**

start point; strongpoint; self-propelled; Spain

**SSG**

staff sergeant

**SSI**

standing signal instructions; signal supplemental instructions

**STB**

supertropical bleach

**STP**

soldier training publication

**STRAC**

Standards in Training Commission

**STX**

situational training exercise

**T**

trained; slab thickness; deck thickness; crown thickness; geodetic azimuth; grid azimuth; slope distance; telescope above station; time; tracked

**T&EO**

training and evaluation outline

**TACSOP**

tactical standing operating procedure

**TAMMS**

The Army Maintenance Management System

**TC**

technical coordinator; training circular; track commander; tank commander

**TEWT**

tactical exercise without troops

**TF**

task force; total float

**TG**

trainer's guide

**TM**

team; technical manual; trademark

**TNT**

trinitrotoluene

**TOE**

table(s) of organization and equipment

**TRADOC**

United States Army Training and Doctrine Command

**TRP**

target reference point, traffic regulation plan

**TSOP**

tactical standing operating procedure

**U**

unclassified; up; untrained; unlocked

**UAV**

unmanned aerial vehicle

**UPW**

unit proficiency worksheet

**US**

United States

**USA**

United States of America; United States Army

**USAREUR**

United States Army, Europe

**UXO**

unexploded ordnance

**WCS**

weapon control status; weapon control station

**WESTCOM**

United States Army, Western Command

**WIA**

wounded in action

**WO**

warrant officer; warning order

**XO**

executive officer



## REFERENCES

### Required Publications

Required publications are sources that users must read in order to understand or to comply with this publication.

#### Army Regulations

AR 190-8	Enemy Prisoners of War, Retained Personnel, Civilian Internees, and Other Detainees. 1 October 1997
AR 200-1	Environmental Protection and Enhancement. 21 February 1997
AR 220-1	Unit Status Reporting (This Item is Included on EM 0001) 1 September 1997
AR 380-5	Department of The Army Information Security Program. 9 September 2000
AR 385-10	The Army Safety Program (This item is included on EM 0001). 23 May 1988
AR 40-5	Preventive Medicine. 15 October 1990
AR 530-1	Operations Security (OPSEC). 3 March 1995
AR 611-75	Personnel Selection, Qualification, and Classification Management of Army Divers. 2 December 1994
AR 750-1	Army Materiel Maintenance Policy and Retail Maintenance Operations. 1 August 1994

#### Army Training and Evaluation Program

ARTEP 7-10-MTP	Mission Training Plan for the Infantry Rifle Company. 3 March 2000
----------------	--

#### Department of Army Forms

DA FORM 2028	Recommended Changes to Publications and Blank Forms. 1 February 1974
DA FORM 285	U.S. Army Accident Report. 1 January 1992

#### Department of Army Pamphlets

DA PAM 738-750	Functional Users Manual for the Army Maintenance Management System (TAMMS). 1 August 1994
----------------	---

#### Department of Defense Publications

DD FORM 2745	Enemy Prisoner of War (EPW) Capture Tag. 1 May 1996
--------------	---

#### Field Manuals

FM 100-27	US Army/US Air Force Doctrine for Joint Airborne and Tactical Airlift Operations (AFM 2-50). 31 January 1985
FM 101-5	Staff Organization and Operations. 31 May 1997
FM 10-64	Mortuary Affairs Operations. 16 February 1999
FM 17-98	Scout Platoon. 10 April 1999
FM 20-11	Military Diving (NAVSEA 0910-LP-708-8000). 20 January 1999
FM 20-32	Mine/Countermining Operations. 29 May 1998
FM 21-10	Field Hygiene and Sanitation. 21 June 2000
FM 21-11	First Aid for Soldiers. 27 October 1988
FM 21-16	Unexploded Ordnance (UXO) Procedures. 30 August 1994
FM 21-75	Combat Skills of the Soldier. 3 August 1984

FM 22-51 Leaders` Manual for Combat Stress Control. 29 September 1994  
FM 24-19 Radio Operator's Handbook. 24 May 1991  
FM 24-33 Communications Techniques: Electronic Counter-Countermeasures. 17 July 1990  
FM 24-35 (O) Signal Operation Instructions "The SOI". 26 October 1990  
FM 24-35-1 (O) Signal Supplemental Instructions. 2 October 1990  
FM 25-100 Training the Force. 15 November 1988  
FM 25-101 Battle Focused Training. 30 September 1990  
FM 3-0 Operations. 14 June 2001  
FM 3-100 Chemical Operations Principles and Fundamentals. 8 May 1996  
FM 3-11 Flame, Riot Control Agents and Herbicide Operations. 19 August 1996  
FM 3-19 NBC Reconnaissance. 19 November 1993  
FM 3-19.30 Physical Security. 8 January 2001  
FM 3-19.4 Military Police Leaders' Handbook. 4 March 2002  
FM 3-19.40 (FM 19-40) Military Police Internment/Resettlement Operations. 1 August 2001  
FM 3-3 Chemical and Biological Contamination Avoidance. 16 November 1992  
FM 3-34.2 Combined-Arms Breaching Operations. 31 August 2000  
FM 3-4 NBC Protection. 29 May 1992  
FM 34-2-1 Tactics, Techniques, and Procedures for Reconnaissance and Surveillance and Intelligence Support to Counterreconnaissance. 19 June 1991  
FM 34-60 Counterintelligence. 3 October 1995  
FM 3-5 NBC Decontamination. 28 July 2000  
FM 3-50 Smoke Operations. 4 December 1990  
FM 4-25.12 Unit Field Sanitation Team (FM 21-10-1). 25 January 2002  
FM 4-30.3 Maintenance Operations and Procedures 1 September 2000  
FM 44-100 US Army Air and Missile Defense Operations. 15 June 2000  
FM 44-64 SHORAD Battalion and Battery Operations. 5 June 1997  
FM 44-8 Combined Arms for the Air Defense. 1 June 1999  
FM 44-80 Visual Aircraft Recognition. 30 September 1996  
FM 5-100 Engineer Operations. 27 February 1996  
FM 5-102 Countermobility. 14 March 1985  
FM 5-103 Survivability. 10 June 1985  
FM 5-104 General Engineering. 12 November 1986  
FM 5-125 Rigging Techniques, Procedures, and Applications. 3 October 1995  
FM 5-134 Pile Construction. 18 April 1985  
FM 5-170 Engineer Reconnaissance. 5 May 1998  
FM 5-250 Explosives and Demolitions. 30 July 1998  
FM 5-34 Engineer Field Data. 30 August 1999  
FM 5-480 Port Construction and Repair. 12 December 1990  
FM 5-482 Military Petroleum Pipeline Systems. 26 August 1994  
FM 5-490 Engineer Diving Operations. 31 March 1992  
FM 55-30 Army Motor Transport Units and Operations. 27 June 1997  
FM 7-10 The Infantry Rifle Company. 14 December 1990  
FM 71-1 Tank and Mechanized Infantry Company Team. 26 January 1998  
FM 7-7 The Mechanized Infantry Platoon and Squad (APC). 15 March 1985  
FM 7-7J Mechanized Infantry Platoon and Squad (Bradley). 7 May 1993  
FM 7-8 Infantry Rifle Platoon and Squad. 22 April 1992

FM 7-92	The Infantry Reconnaissance Platoon and Squad (Airborne, Air Assault, Light Infantry). 23 December 1992
FM 8-10	Health Service Support in a Theater of Operations. 1 March 1991
FM 8-10-1	The Medical Company Tactics, Techniques, and Procedures. 29 December 1994
FM 8-10-6	Medical Evacuation in a Theater of Operations, Tactics, Techniques and Procedures. 14 April 2000
FM 8-51	Combat Stress Control in a Theater of Operations Tactics, Techniques, and Procedures. 29 September 1994
FM 90-13	River-Crossing Operations (MCWP 3-17.1). 26 January 1998

**Other Product Types**

NAVFAC P-990	The Underwater Conventional Inspection and Repair Techniques Manual. 1 March 1986
NAVFAC P-991	Expedient Underwater Repair Techniques. March 1986.
TRADOC PAM 11-9	Blueprint of the Battlefield. 27 April 1990

**Soldier Training Publications**

STP 19-95B1-SM	Soldier's Manual, MOS 95B, Military Police, Skill Level 1. 21 February 1997
STP 21-1-SMCT	Soldier's Manual of Common Tasks Skill Level 1. 1 October 2001
STP 21-24-SMCT	Soldier's Manual of Common Tasks (SMCT) Skill Levels 2-4. 1 October 2001
STP 21-II-MQS	Military Qualification Standards II Manual of Common Tasks for (Lieutenants and Captains). 31 January 1991
STP 3-54B2-SM	Soldier's Manual, Chemical Operations Specialist, MOS 54B Skill Level 2. 3 October 1995
STP 5-12B24-SM-TG	MOS 12B, Combat Engineer, Skill Levels 2/3/4, Soldier's Manual and Trainer's Guide.
STP 5-62G13-SM-TG	MOS 62G, Quarrying Specialist, Skill Levels 1/2/3, Soldier's Manual and Trainer's Guide. 5 May 1986

**Training Circulars**

TC 24-20	Tactical Wire and Cable Techniques. 3 October 1988
TC 25-20	A Leader's Guide to After Action Reviews. 30 September 1993
TC 25-6	Force-on-Force Collective Training Using the Tactical Engagement Simulation Training System. 3 October 1995



### Questionnaire

MTP NUMBER \_\_\_\_\_ DATE \_\_\_\_\_

MTP TITLE \_\_\_\_\_

Request your recommendations to improve this training publication. To make it easier for you to make recommendations, a standard questionnaire has been provided. Please respond to all questions by circling your answer or providing a written response, where requested. Please make a copy of this questionnaire. Mail to: Commandant, US Army MANSCEN, ATTN: ATZT-DT-WF-E, Fort Leonard Wood, MO 65473-8600.

THE FOLLOWING QUESTIONS PERTAIN TO YOU.

1. What is your position (for example, company commander, platoon sergeant [PSG])?

\_\_\_\_\_

2. How long have you served in this position? \_\_\_\_\_

3. How long have you served in this unit? \_\_\_\_\_

4. What is your component?

- a. Active Component
- b. Reserve Component

5. Where is your unit?

- a. Continental United States (CONUS)
- b. United States Army, Europe (USAREUR)
- c. United States Army, Western Command (WESTCOM)
- d. Eighth United States Army (USA)
- e. Other (specify)

\_\_\_\_\_

THE FOLLOWING QUESTIONS ARE ABOUT THE MTP IN GENERAL.

6. How do you feel this document has affected training in your unit when compared to other training products?

- a. Has made training worse.
- b. Has made training better.
- c. Has had no affect on training.
- d. Do not know or do not have an opinion.

7. How easy is the document to use, compared to other training products?

- a. More difficult.
- b. Easier.
- c. About the same.
- d. Do not know or do not have an opinion.

For question numbers 8 through 11, choose one of the following answers:

- a. Chapter 1, Unit Training.
- b. Chapter 2, Training Matrixes.
- c. Chapter 3, Mission Outlines.
- d. Chapter 4, Training Exercises.
- e. Chapter 5, Training and Evaluation Outlines.
- f. Chapter 6, External Evaluation.
- g. Do not know or do not have an opinion.

8. What part of the MTP document was least useful? \_\_\_\_\_

9. What part of the MTP document was most useful? \_\_\_\_\_

10. What is the most difficult part of the MTP to understand?  
\_\_\_\_\_

11. What is the easiest part of the MTP to understand? \_\_\_\_\_

THE FOLLOWING QUESTIONS PERTAIN TO THE TRAINING EXERCISES.

12. The exercises are designed to prepare the unit to accomplish its wartime mission. In your opinion, how well do they fulfill this purpose?

- a. They do not prepare the unit at all.
- b. They help, but only provide 20 percent or less of my unit's training requirements.
- c. They help, but only provide 21 to 50 percent of my unit's training requirements.
- d. They help, but only provide between 51 to 80 percent of my unit's training requirements.
- e. They provide 81 percent or more of my unit's training requirements.

13. Would you recommend that any STX be added or deleted from the MTP? \_\_\_\_\_

14. What was the greatest problem you experienced with the exercises?

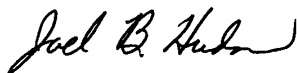
- a. Have too many pages.
- b. Are hard to read and understand.
- c. Need more illustrations.
- d. Need more information on how to set up the exercises.
- e. Need more information on leader training.
- f. Need more information on how to conduct the exercises.
- g. Need more information on support and resources.
- h. Need more information on normally attached elements.
- i. Do not interface well with other training products, such as battle drills.
- j. Do not know or do not have an opinion.



By Order of the Secretary of the Army:

ERIC K. SHINSEKI  
General, United States Army  
Chief of Staff

Official:



JOEL B. HUDSON  
Administrative Assistant to the  
Secretary of the Army  
0226208

DISTRIBUTION:

*Active Army, Army National Guard, and US Army Reserve:* Not to be distributed. Electronic media only.



